

[54] UTILITY BOX

4,611,713 9/1986 Byrns 206/349

[75] Inventors: Charles W. Craft, Jr., Apple Creek; Bob Mervar, Columbus, both of Ohio; Scott E. Stropkay, Boston, Mass.; Robert J. Hayes, Gahanna, Ohio

[73] Assignee: Rubbermaid Incorporated, Wooster, Ohio

[**] Term: 14 Years

[21] Appl. No.: 261,483

[22] Filed: Oct. 24, 1988

[52] U.S. Cl. D9/423

[58] Field of Search D9/424, 426, 425, 423, D9/337, 347, 420; 220/4 B, 4 E, 337; 206/349, 216

[56] References Cited

U.S. PATENT DOCUMENTS

D. 275,653	9/1984	Crutchfield	D9/420
D. 286,730	11/1986	Tzifkansky et al.	D9/341 X
3,968,921	7/1976	Jewell	220/337 X
4,154,340	5/1979	Beebe	206/372
4,164,309	8/1979	Staats	220/4 E X
4,340,139	7/1982	Wilcox	206/349
4,545,487	10/1985	Asmus	220/4 B X

OTHER PUBLICATIONS

P. 17, Sterling Plastics, subsidiary of Borden Inc., Sheffield Street, Mountainside, N.Y. 07092. Publication date unknown.

Sell Sheet, 1987, Sterling Plastics, Sheffield Street, Mountainside, N.Y. 07092. Publication date 1987.

P. 16, W. T. Rogers, 1987, Office Products, 1401 W. Badger Road, P.O. Box 4327, Madison, Wis. 53711. Publication date 1987.

Primary Examiner—Bernard Ansher

Assistant Examiner—Prabhakar Deshmukh

Attorney, Agent, or Firm—Richard B. O’Planick

[57] CLAIM

The ornamental design for an utility box, as shown and described.

DESCRIPTION

FIG. 1 is a front perspective view of an utility box embodying our new design.

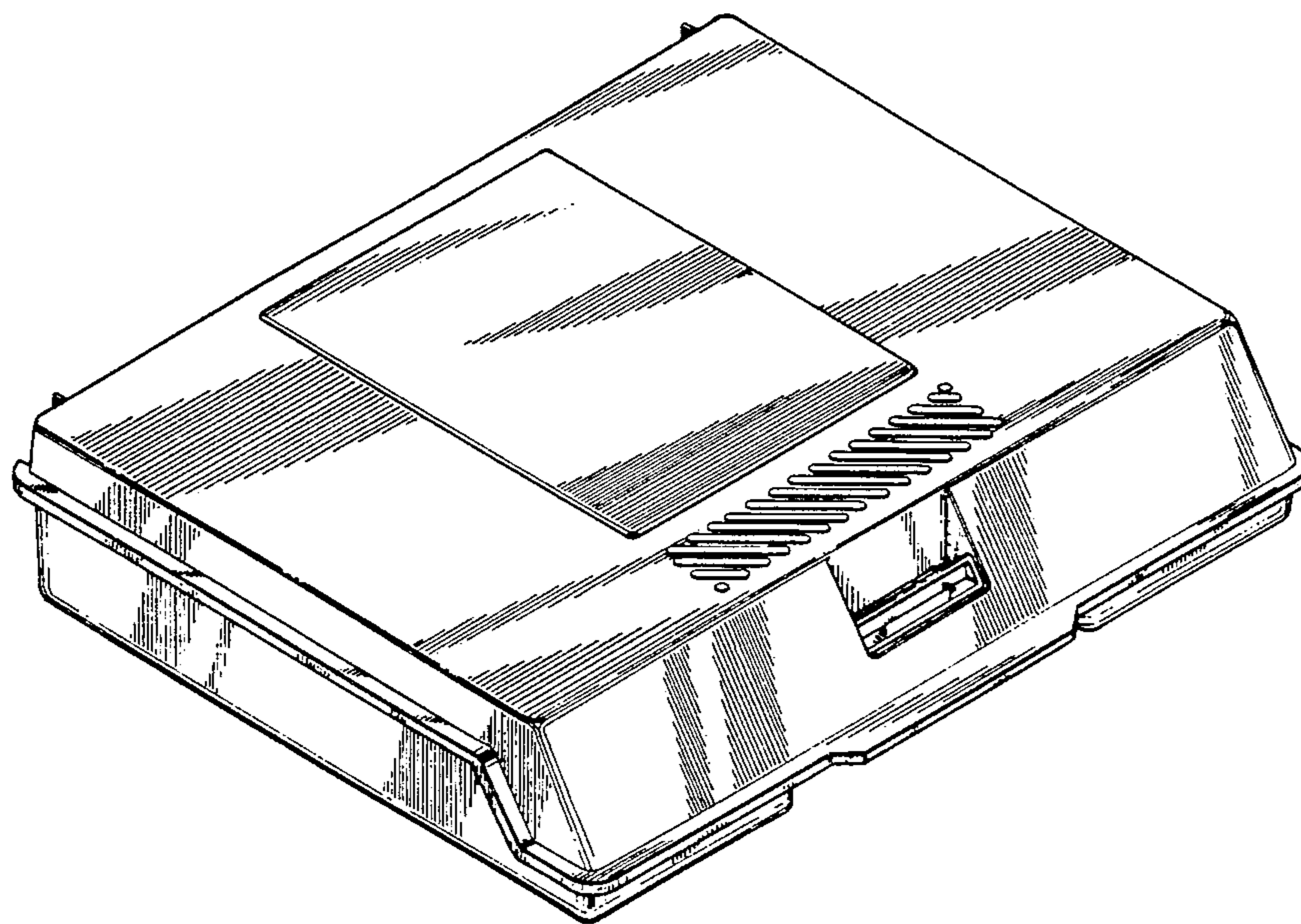
FIG. 2 is a top plan view thereof.

FIG. 3 is a bottom plan view thereof.

FIG. 4 is a front elevational view thereof.

FIG. 5 is a rear elevational view thereof.

FIG. 6 is a side elevational view thereof; the opposite side being a mirror image.



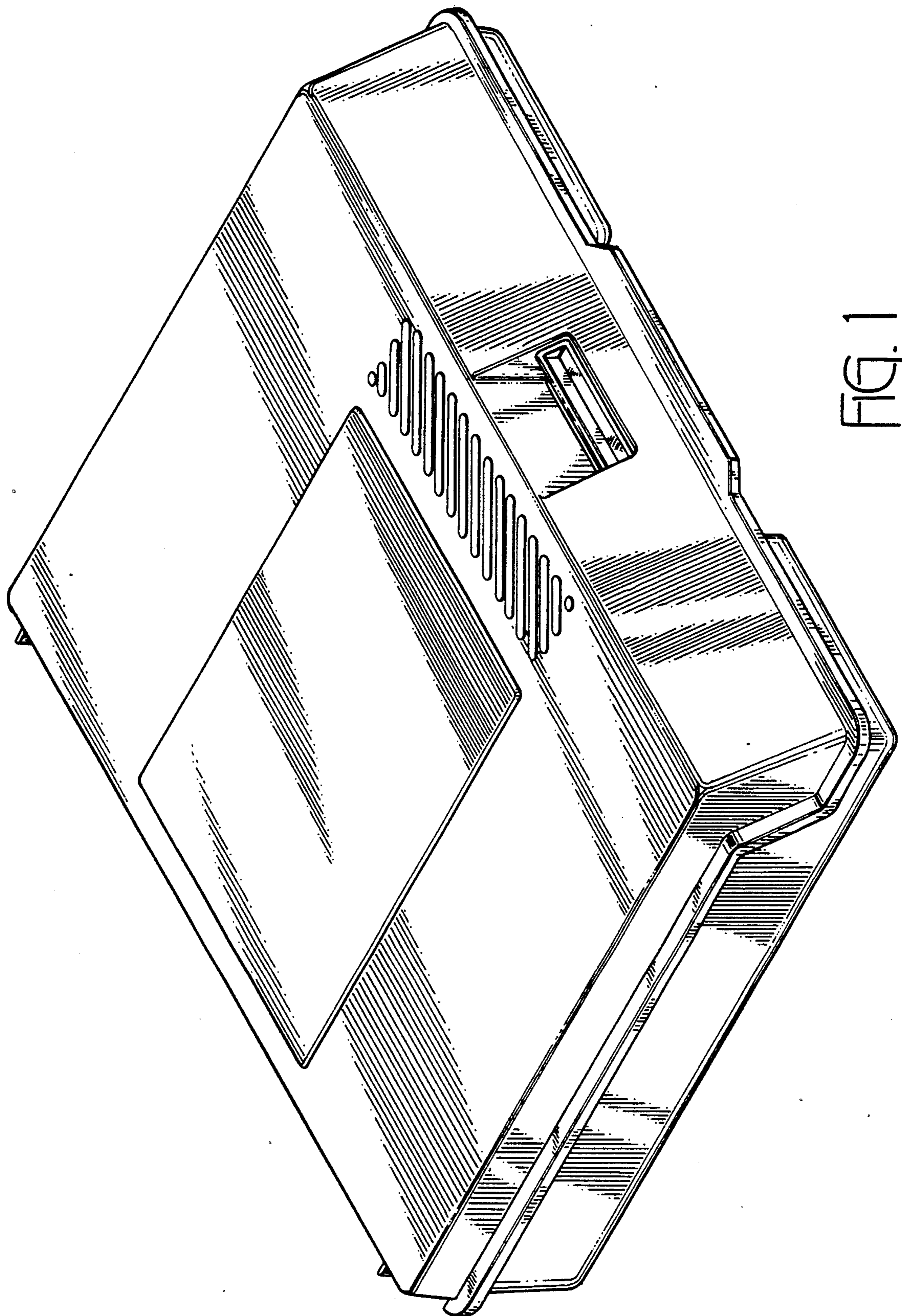
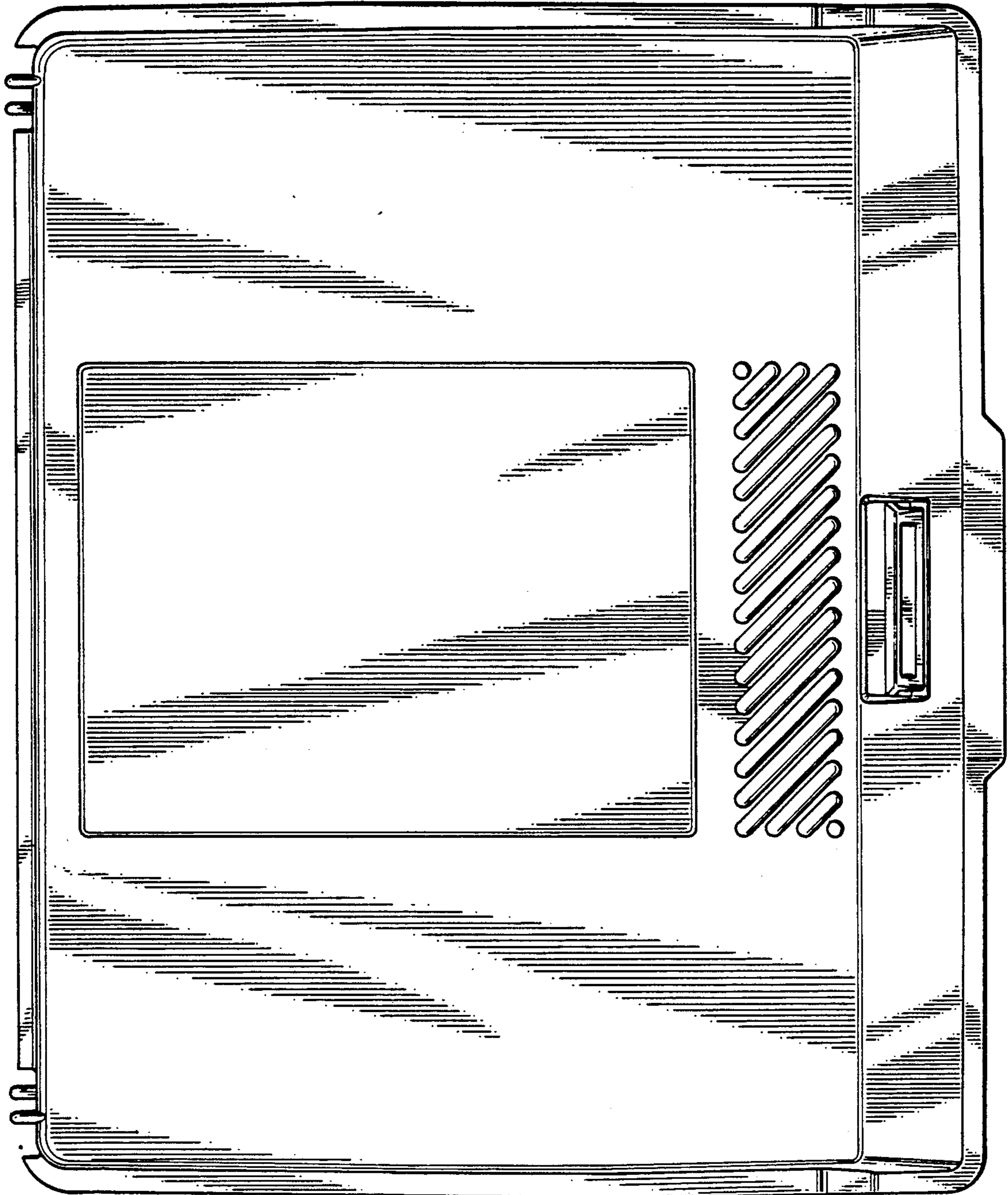


FIG. 1

FIG. 2



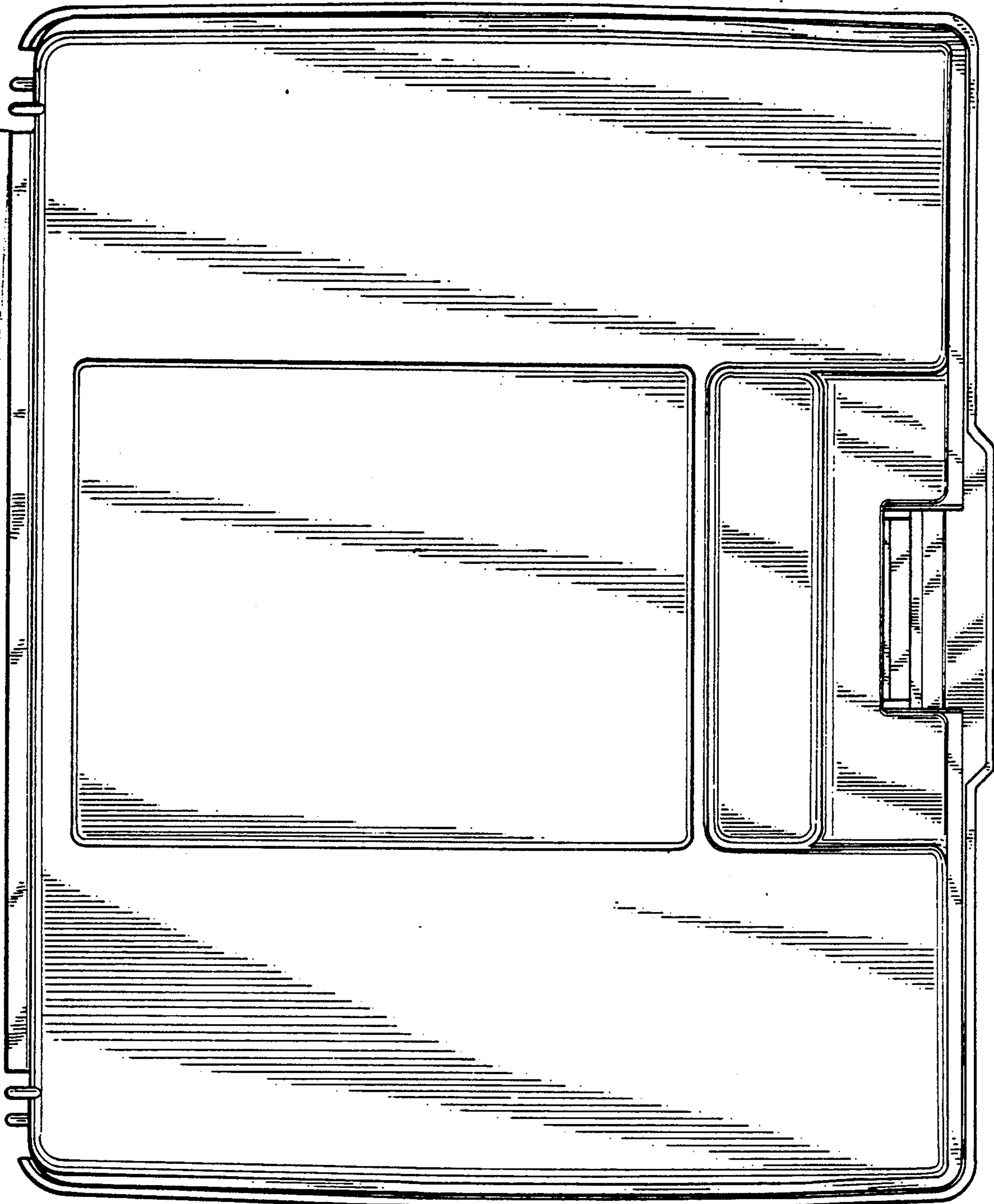


FIG. 3




FIG. 4




FIG. 5




FIG. 6