

[54] TOOL ACCESSORY HOLDER ATTACHMENT FOR A DRILL

4,797,040 1/1989 Hibbard 206/379 X

[76] Inventors: Patricia L. Tamosaitis, P.O. Box 251; Edwin Tamosaitis, II, P.O. Box 754, both of Medical Lake, Wash. 99022

Primary Examiner—Nelson C. Holtje
Assistant Examiner—Gary D. Watson
Attorney, Agent, or Firm—Jerry T. Kearns

[**] Term: 14 Years

[57] CLAIM

[21] Appl. No.: 84,735

The ornamental design for a tool accessory holder attachment for a drill, as shown and described.

[22] Filed: Aug. 13, 1987

DESCRIPTION

[52] U.S. Cl. D8/71; D8/70

[58] Field of Search D8/71-74, D8/70; 206/379; D3/30.1, 105, 99

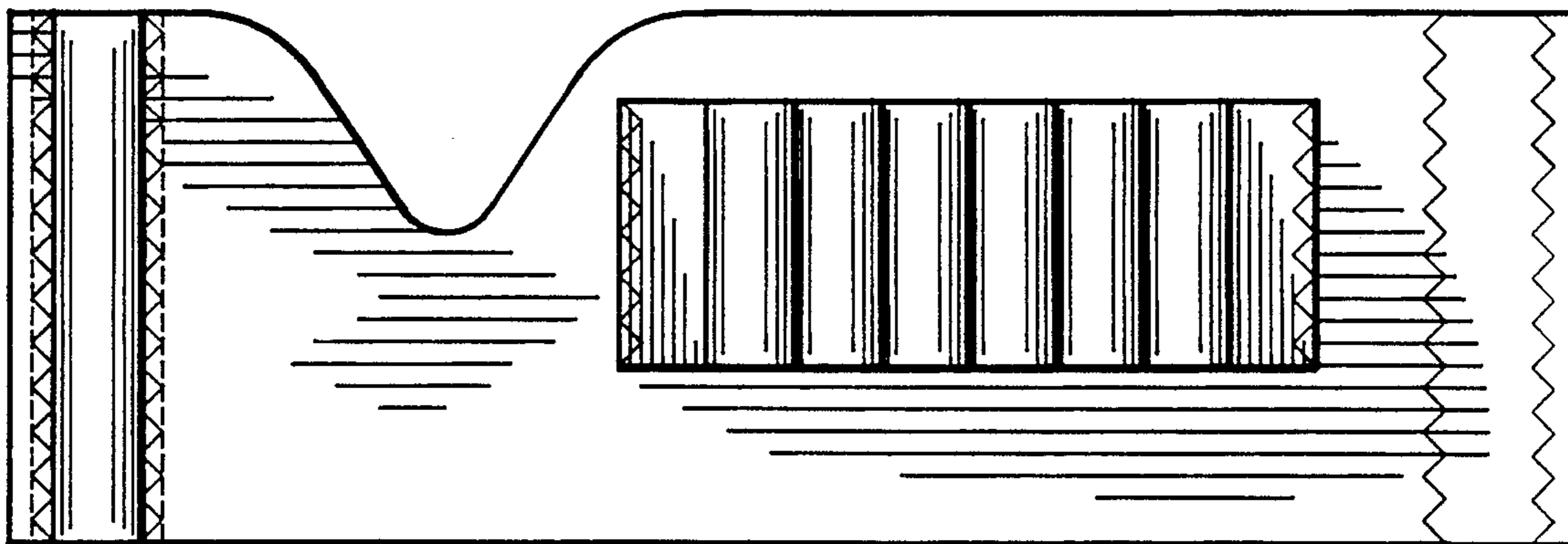
FIG. 1 is a front elevational view of a tool accessory holder attachment for a drill showing our new design; FIG. 2 is a rear elevational view thereof; FIG. 3 is a left side elevational view thereof; FIG. 4 is a right side elevational view thereof; FIG. 5 is a top plan view thereof; and, FIG. 6 is a bottom plan view thereof.

[56] References Cited

U.S. PATENT DOCUMENTS

D. 275,150 8/1984 Haws D3/30.1 X
4,508,221 4/1985 Olson 206/379

The broken lines and zig-zag lines shown in FIGS. 1 and 2 indicate stitching.



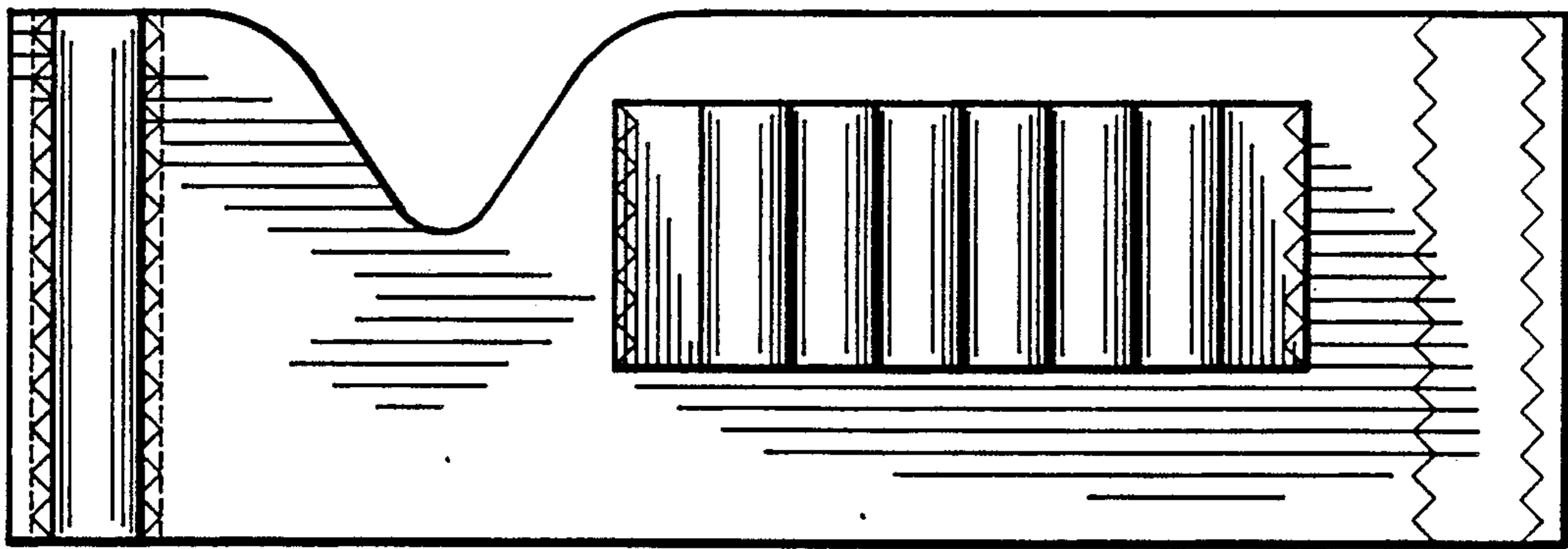


Fig. 1

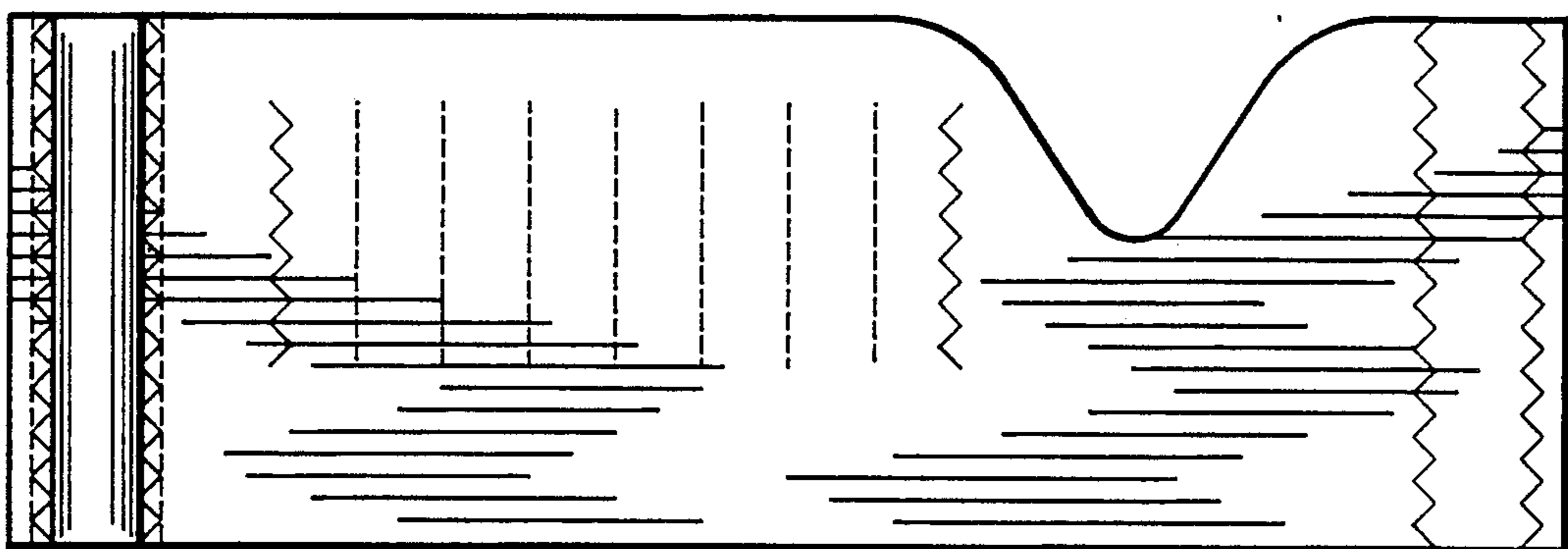


Fig. 2



Fig. 3



Fig. 4



Fig. 5



Fig. 6