

[54] **TABLE LEG OR THE LIKE**

[75] **Inventor: Mary J. Reid, Sheboygan, Wis.**

[73] **Assignee: Kohler Co., Kohler, Wis.**

[*] **Notice:** The portion of the term of this patent subsequent to Oct. 3, 2003 has been disclaimed.

[**] **Term: 14 Years**

[21] **Appl. No.: 141,348**

[22] **Filed: Jan. 6, 1988**

[52] **U.S. Cl. D6/499; D6/549; D8/363; D8/376; 52/720**

[58] **Field of Search D6/360, 364, 349, 495, D6/496, 486, 499**

[56] **References Cited**

U.S. PATENT DOCUMENTS

D. 82,945	12/1930	Kindel	D6/495
D. 182,964	6/1958	Jakobsen	D6/495
D. 189,825	2/1961	Jakobsen	D6/495
D. 248,350	7/1978	Blodee	D6/499
D. 263,352	3/1982	Siegel	D6/496
D. 265,340	7/1982	Kemp	D6/486 X
D. 281,407	11/1985	Gustafsson	D6/495 X

D. 293,987	2/1988	Raftery	D6/499
D. 303,742	10/1989	Reid	D6/499
D. 303,886	10/1989	Reid	D6/499
D. 303,887	10/1989	Reid	D6/499
1,806,169	5/1931	Kohler	.	

OTHER PUBLICATIONS

Pp. 3-10 and 3-18 from a 1987 "K-400 Kohler Co. Plumbing Products catalog", admitted prior art.

Primary Examiner—Bruce W. Dunkins
Assistant Examiner—Janice Seeger
Attorney, Agent, or Firm—Quarles & Brady

[57] **CLAIM**

The ornamental design for a table leg or the like, as shown and described.

DESCRIPTION

FIG. 1 is a top perspective view of a table leg or the like showing my new design;
FIG. 2 is an elevational view thereof;
FIG. 3 is an alternate elevational view thereof;
FIG. 4 is an enlarged top plan view thereof; and
FIG. 5 is an enlarged bottom plan view thereof.
The fragmentary broken line representations of attachment holes in FIGS. 3 and 5 are for purposes of illustration only.

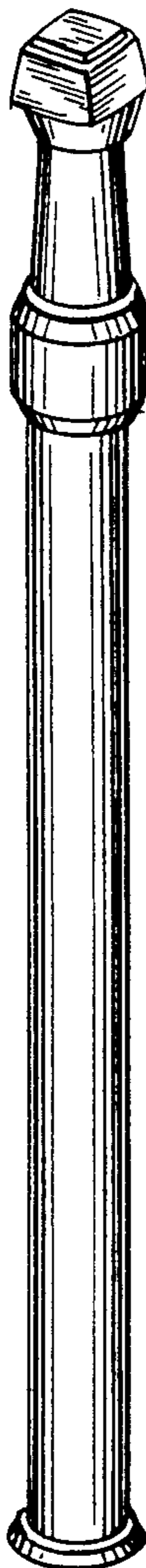


FIG. 1



FIG. 2

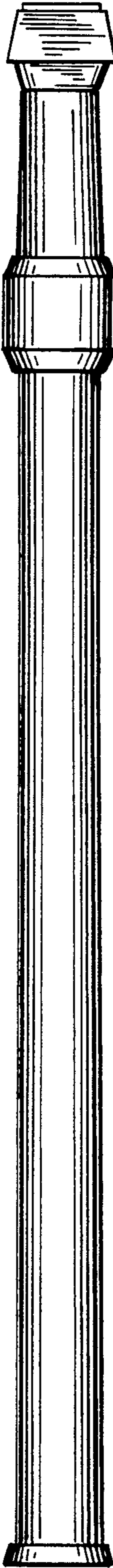


FIG. 3

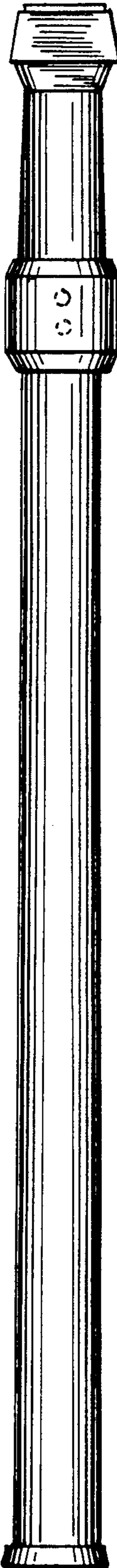


FIG. 4



FIG. 5

