

[54] **PRISMATIC LIGHT TRANSMITTING PANEL**

[75] **Inventor: David M. Kelley, St. Louis, Mo.**

[73] **Assignee: K-S-H, Inc., St. Louis, Mo.**

[**] **Term: 14 Years**

[21] **Appl. No.: 192,894**

[22] **Filed: May 12, 1988**

Related U.S. Application Data

[60] Division of Ser. No. 821,220, Jan. 21, 1986, abandoned, which is a continuation of Ser. No. 525,054, Aug. 22, 1983, abandoned.

[52] **U.S. Cl. D26/122**

[58] **Field of Search D26/120, 122, 121; 362/326-340**

[56] **References Cited**

U.S. PATENT DOCUMENTS

D. 173,157	10/1954	Hurley	D26/122
D. 184,722	3/1959	Franck et al.	D25/122
D. 201,822	8/1965	Meyer	D26/122
D. 223,386	4/1972	Stahlhut	D26/122
2,242,872	5/1941	Rolph	362/330
2,859,334	11/1953	Guth	D26/122
3,019,334	1/1962	Lipscomb	D26/121 X
3,038,065	6/1962	Franck et al.	D26/122
3,093,323	6/1963	Guth	362/330
3,150,833	9/1964	Franck et al.	362/330
3,474,317	6/1949	McPhail	362/339
3,578,967	5/1971	Stahlhut et al.	350/261
3,624,388	11/1971	Schwartz et al.	362/330
3,760,178	9/1973	Miller	362/223
4,064,433	12/1977	Korn	362/330

4,332,005 5/1982 McCall 362/150

FOREIGN PATENT DOCUMENTS

62517 of 1955 France 362/330

OTHER PUBLICATIONS

K-11 Lighting panel brochure, ©1963.
 KSH-18 Lighting panel brochure, ©1970.
 "KHS-12 Lens" (brochure), K-S-H Inc., ©1974.

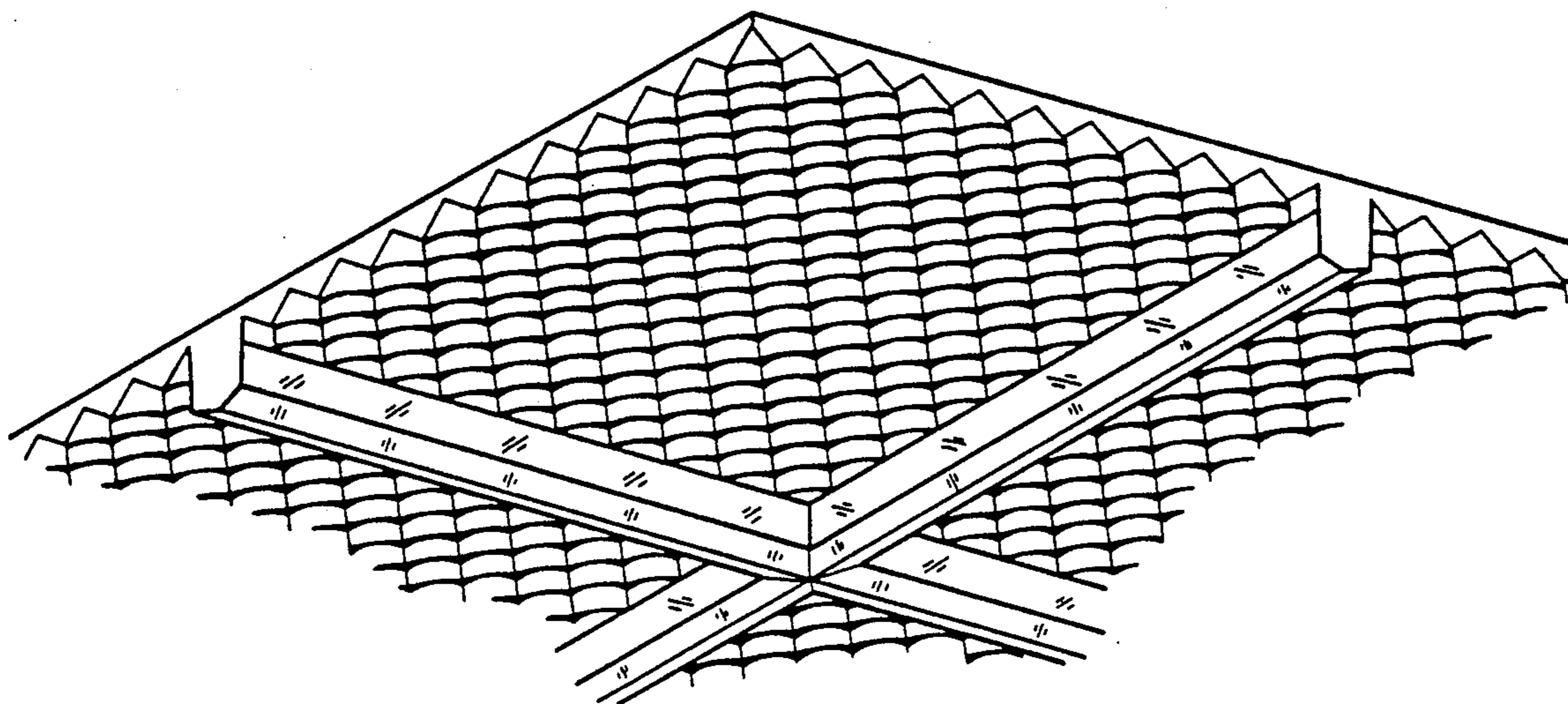
Primary Examiner—Susan J. Lucas
Attorney, Agent, or Firm—Polster, Polster and Lucchesi

[57] **CLAIM**

The ornamental design for a prismatic light transmitting panel, as shown and described.

DESCRIPTION

FIG. 1 is a bottom perspective view of a prismatic light transmitting panel showing my new design, it being understood that the prismatic pattern partially shown in the upper right hand corner is uniformly continuous over the bottom surface of the lens;
 FIG. 2 is a bottom plan view thereof;
 FIG. 3 is a top plan view thereof;
 FIG. 4 is a fragmentary bottom plan view thereof on an enlarged scale;
 FIG. 5 is a fragmentary left edge elevational view thereof on a greatly enlarged scale, all edges of the panel having the same configuration;
 FIG. 6 is a cross-sectional view thereof on a greatly enlarged scale as taken along line 6—6 of FIG. 4.
 FIG. 7 is a fragmentary view in perspective thereof on an enlarged scale.
 The panel is fragmentarily shown in FIGS. 4 and 5 for convenience of illustration.



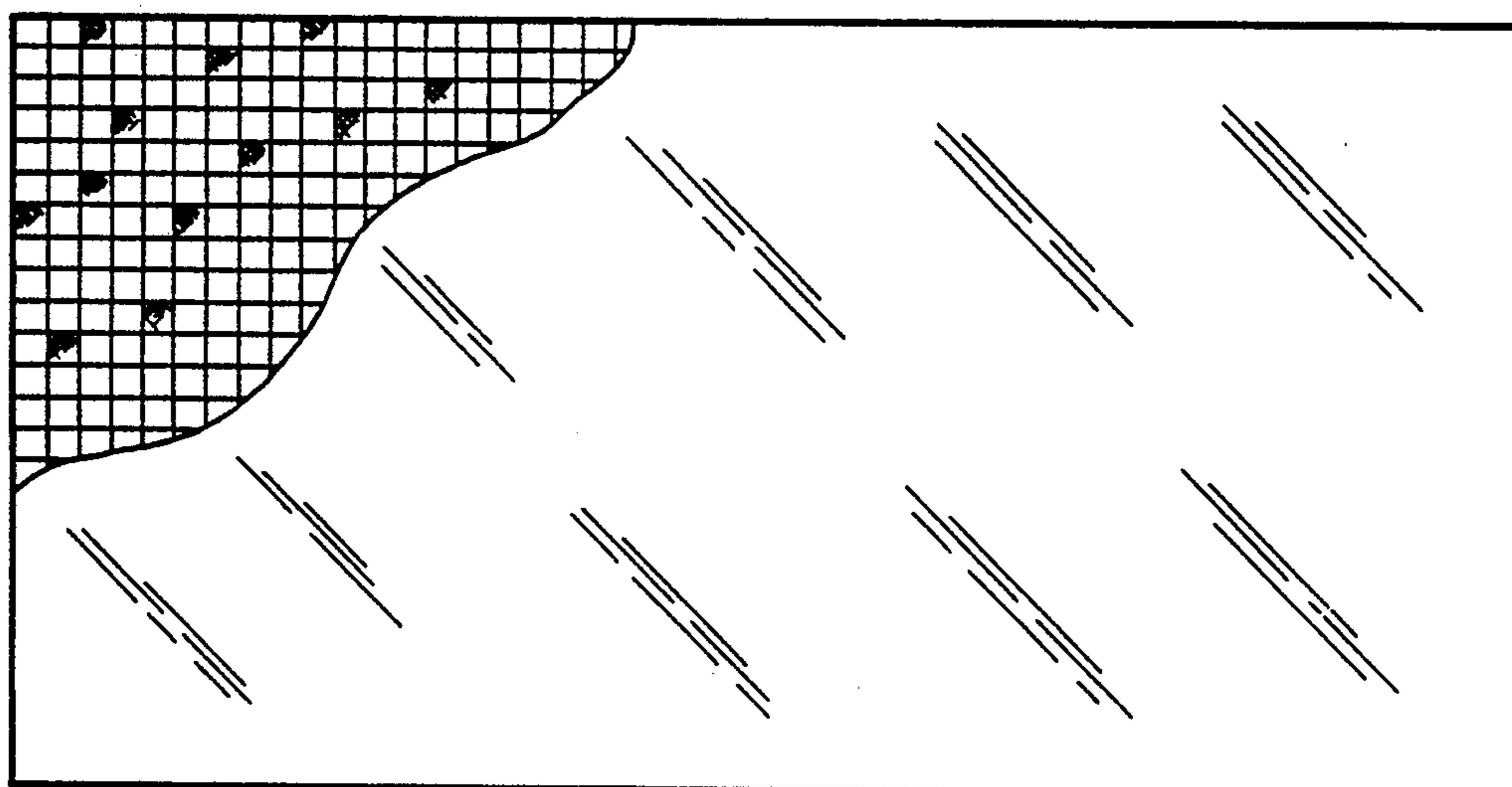
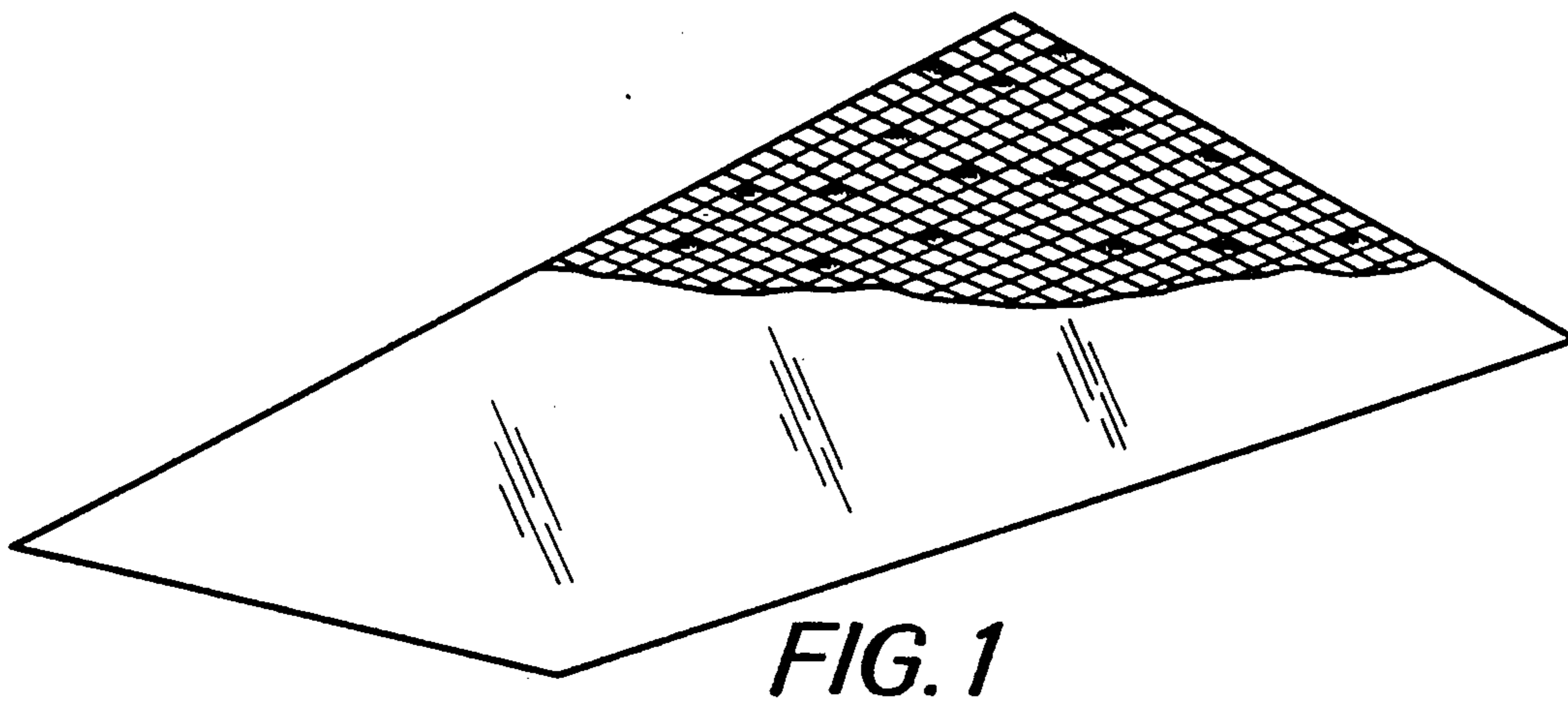


FIG. 2

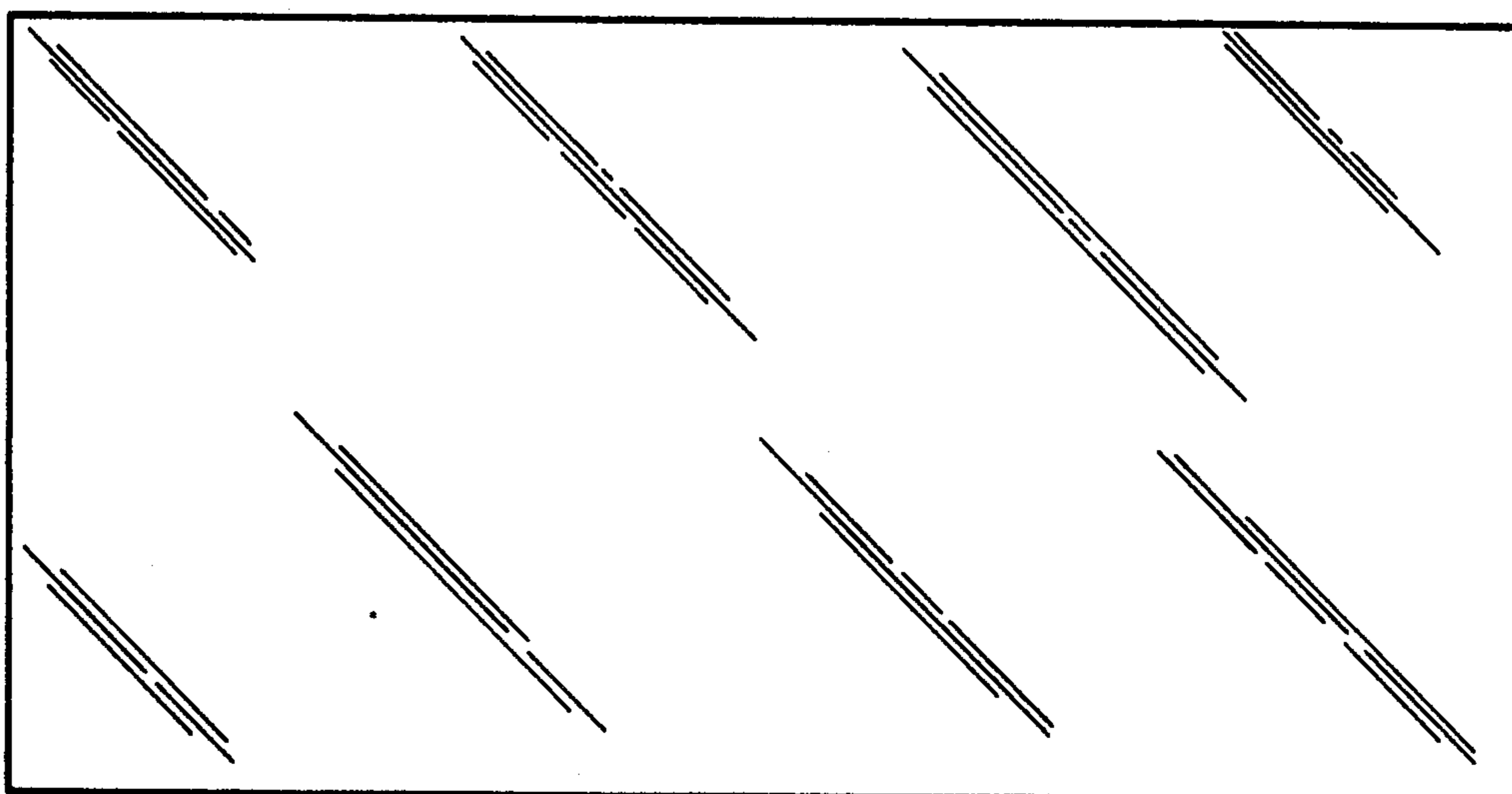


FIG. 3




FIG. 4

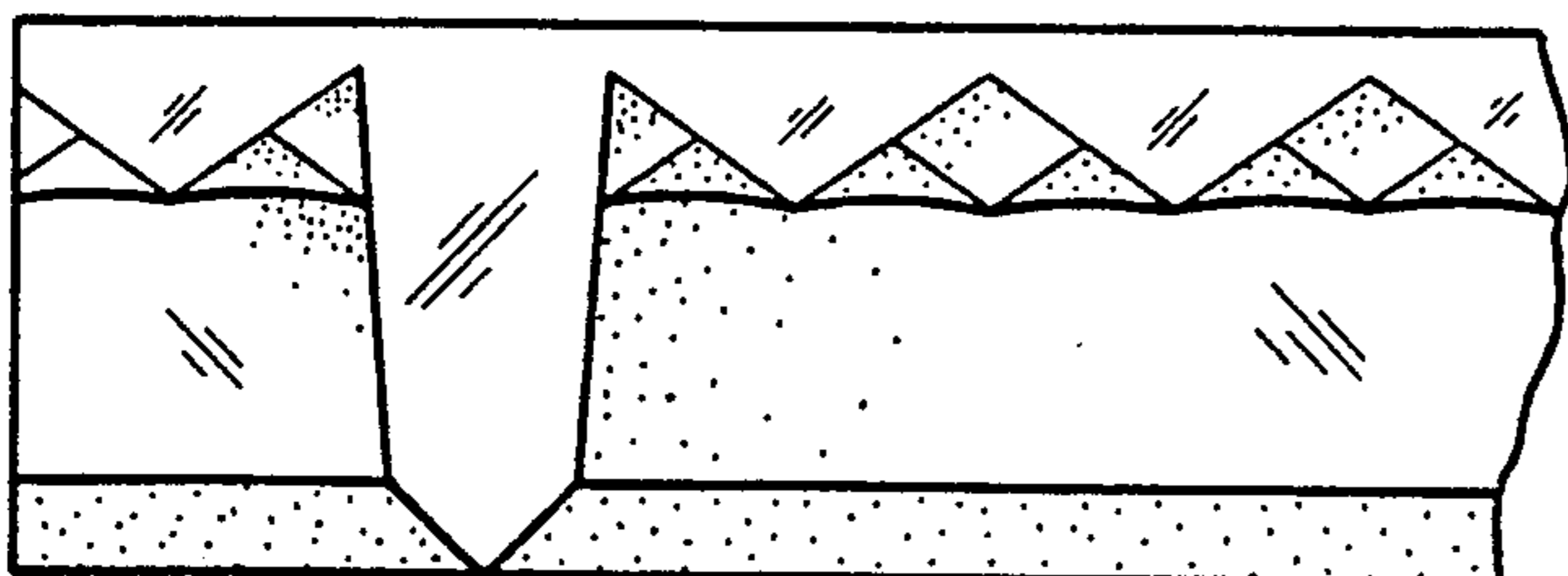


FIG. 5

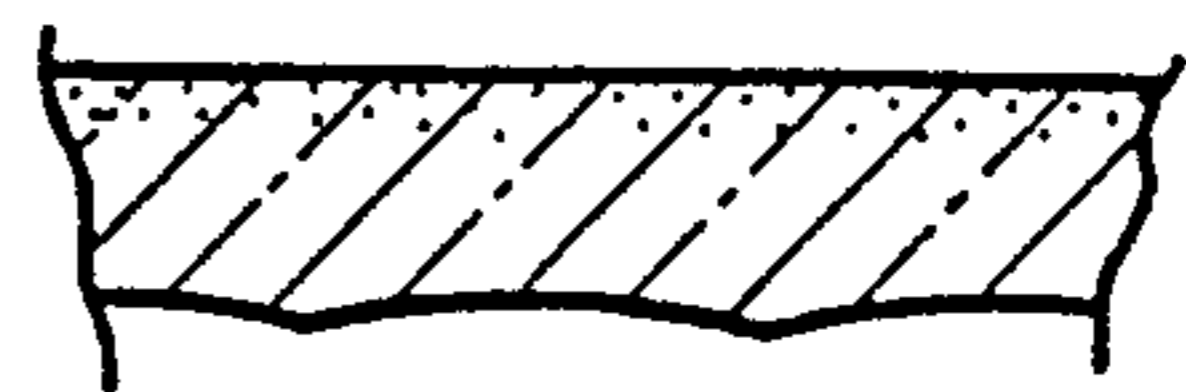


FIG. 6

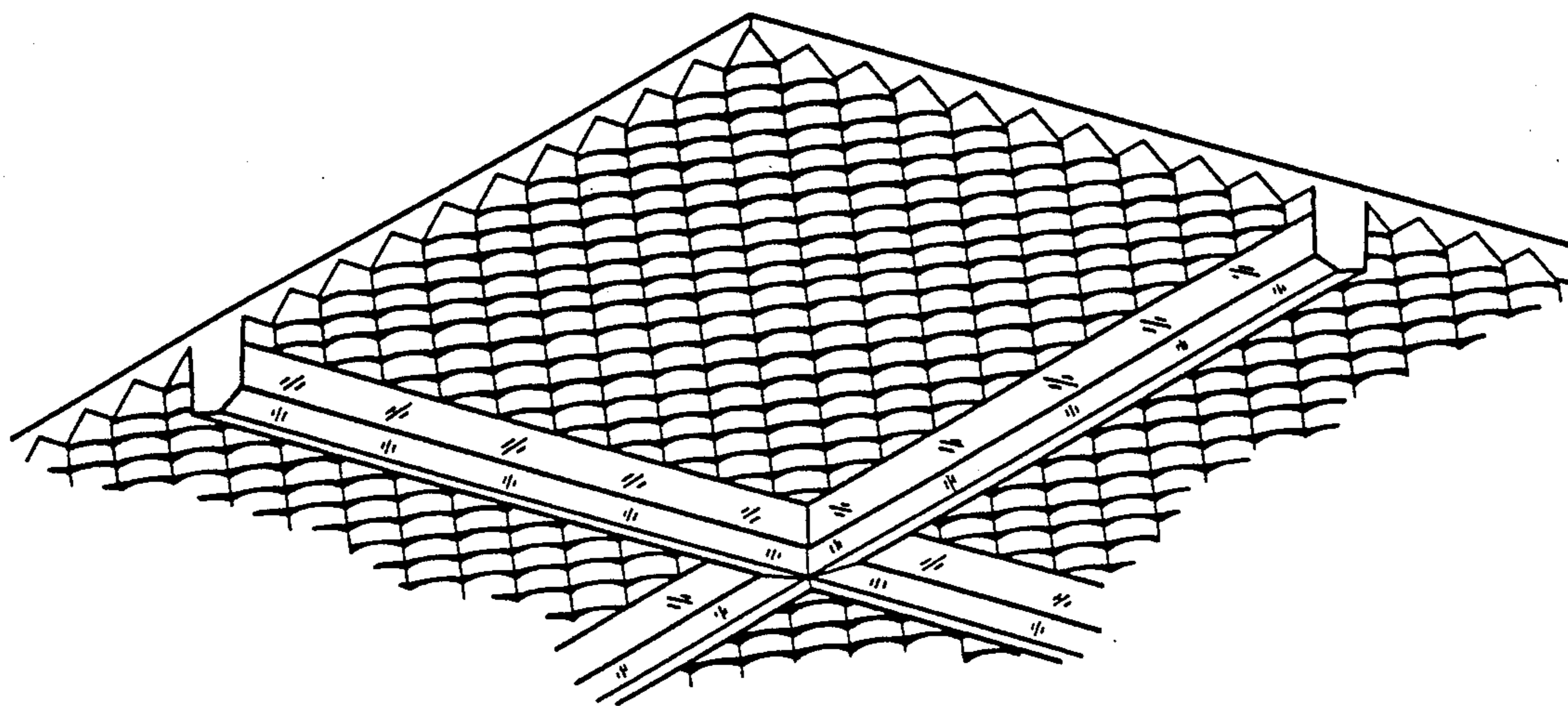


FIG. 7