

[54] SPIN CAST FISHING REEL

[75] Inventors: Dennis R. Jackson, Tulsa, Okla.;  
Richard J. Robbins, Derby, Kans.

[73] Assignee: Zebco Corporation, Tulsa, Okla.

[\*\*] Term: 14 Years

[21] Appl. No.: 225,011

[22] Filed: Jul. 27, 1988

[52] U.S. Cl. .... D22/141

[58] Field of Search ..... D22/141, 140;  
242/234-240

D. 290,987	7/1987	Robbins et al. ....	D22/141
D. 291,108	7/1987	Robbins .....	D22/141
2,521,543	9/1950	Shakespeare et al. ....	242/235
3,074,665	1/1963	Morrow .....	242/240 X
4,154,413	5/1979	Hull .....	242/239 X

Primary Examiner—A. Hugo Word  
Assistant Examiner—Doris V. Coles  
Attorney, Agent, or Firm—Wood, Phillips, Mason,  
Recktenwald & VanSanten

[57] CLAIM

The ornamental design for a spin cast fishing reel, as shown and described.

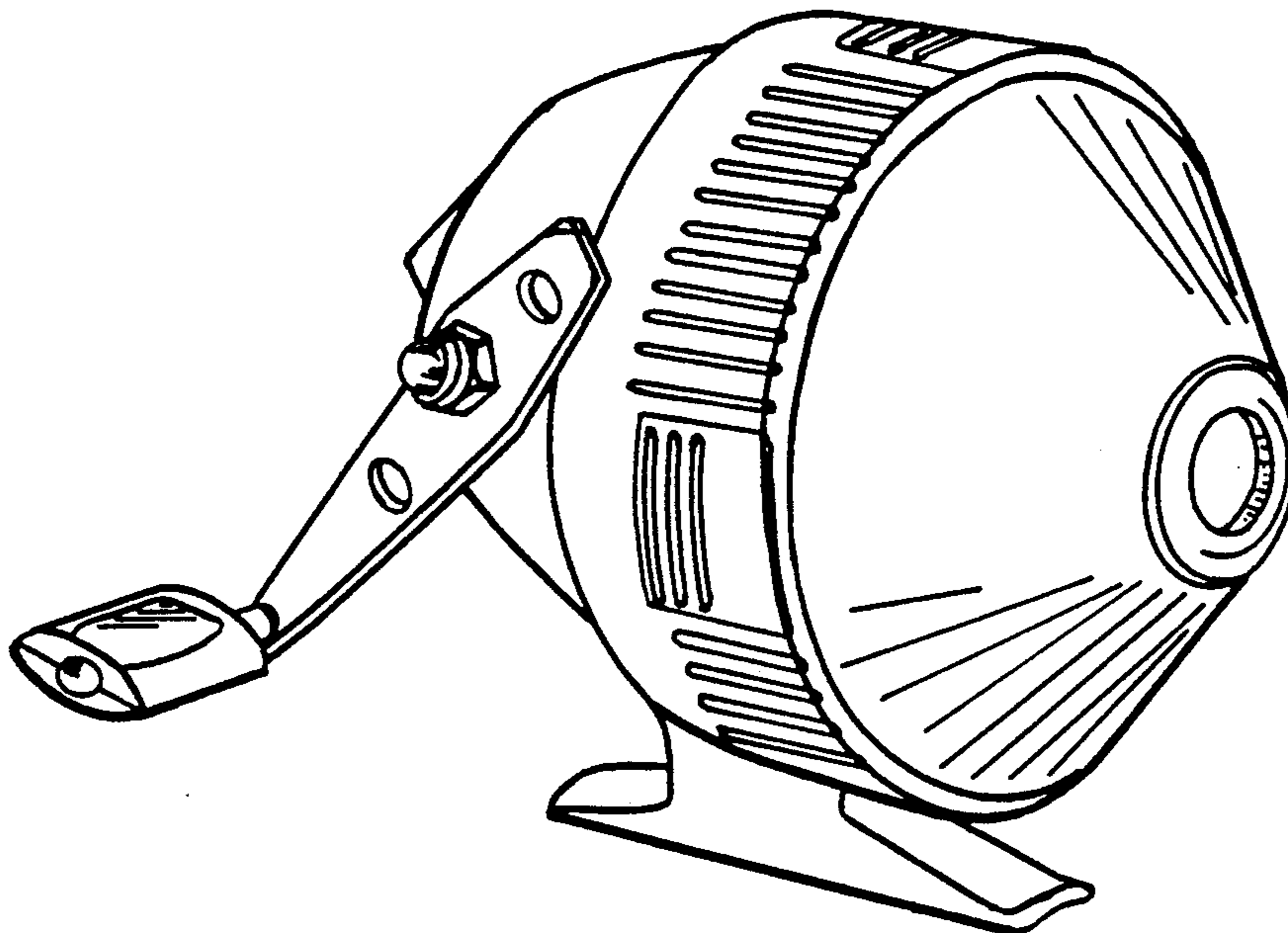
DESCRIPTION

FIG. 1 is a right side and front perspective view of a spin cast fishing reel, showing our new design; FIG. 2 is a left side and rear perspective view thereof; FIG. 3 is a right side elevational view thereof; FIG. 4 is a front elevational view thereof; FIG. 5 is a top plan view thereof; FIG. 6 is a left side elevational view thereof; FIG. 7 is a rear elevational view thereof; and FIG. 8 is a bottom plan view thereof.

[56] References Cited

U.S. PATENT DOCUMENTS

D. 213,620	3/1969	Velte, Jr. ....	D22/141
D. 226,850	5/1973	Hull .....	D22/141
D. 273,220	3/1984	Iinuma et al. ....	D22/141
D. 273,884	5/1984	Fee et al. ....	D22/141
D. 276,254	11/1984	Robbins .....	D22/141
D. 281,093	10/1985	Heimovics et al. ....	D22/141
D. 290,636	6/1987	Robbins et al. ....	D22/141



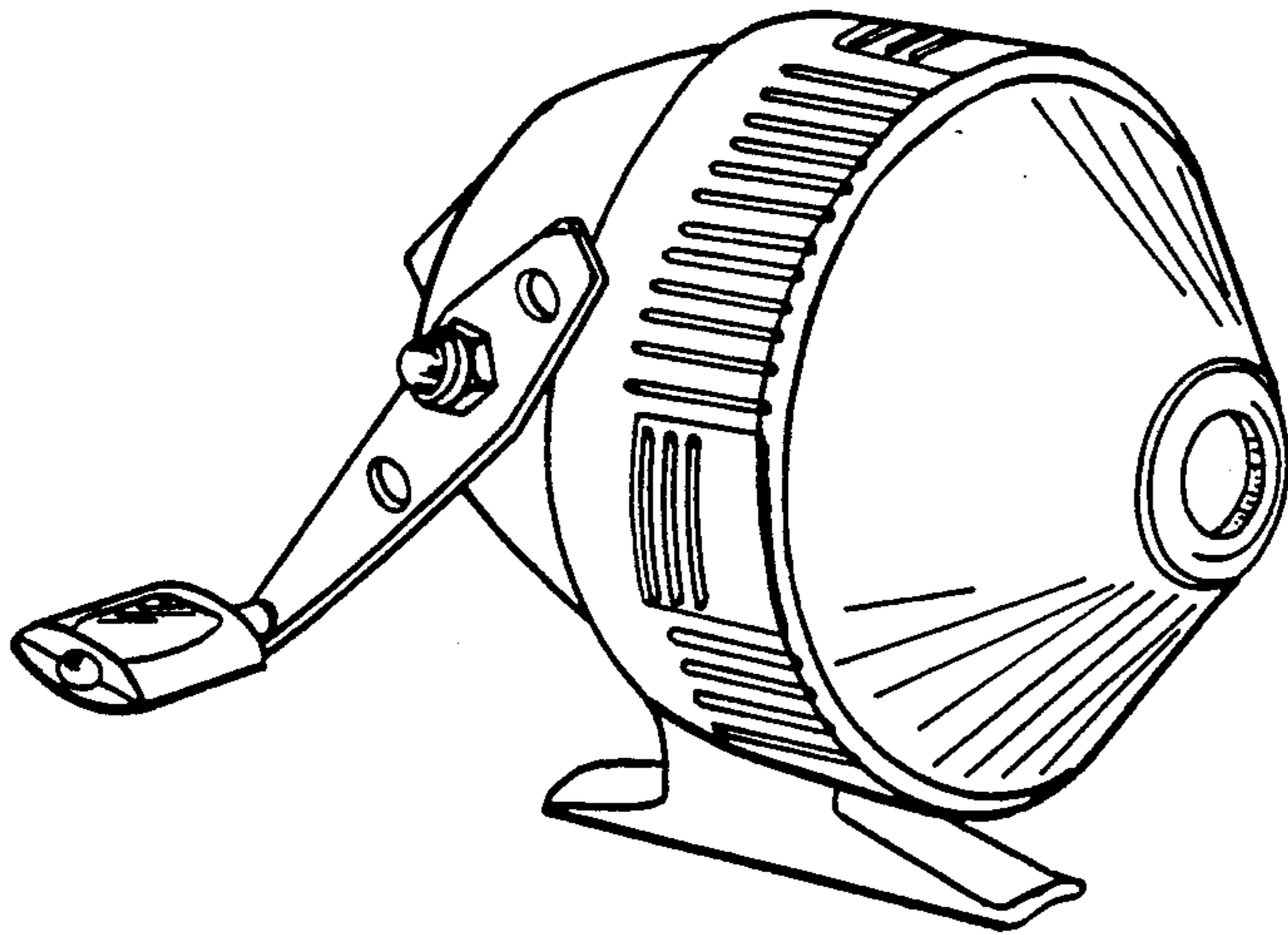


FIG. 1

FIG. 2




FIG. 3





FIG. 4



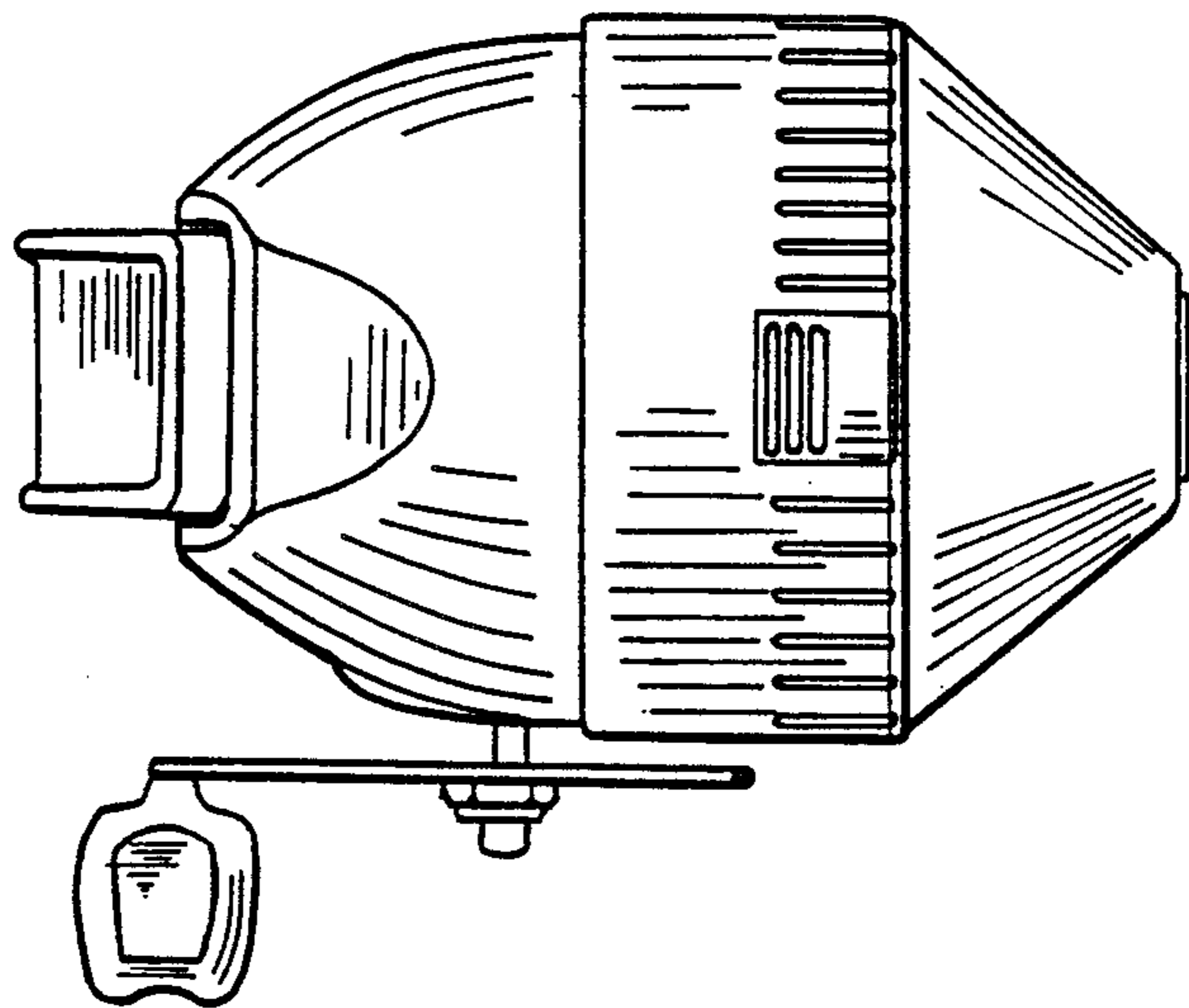


FIG. 5

FIG. 6




FIG. 7

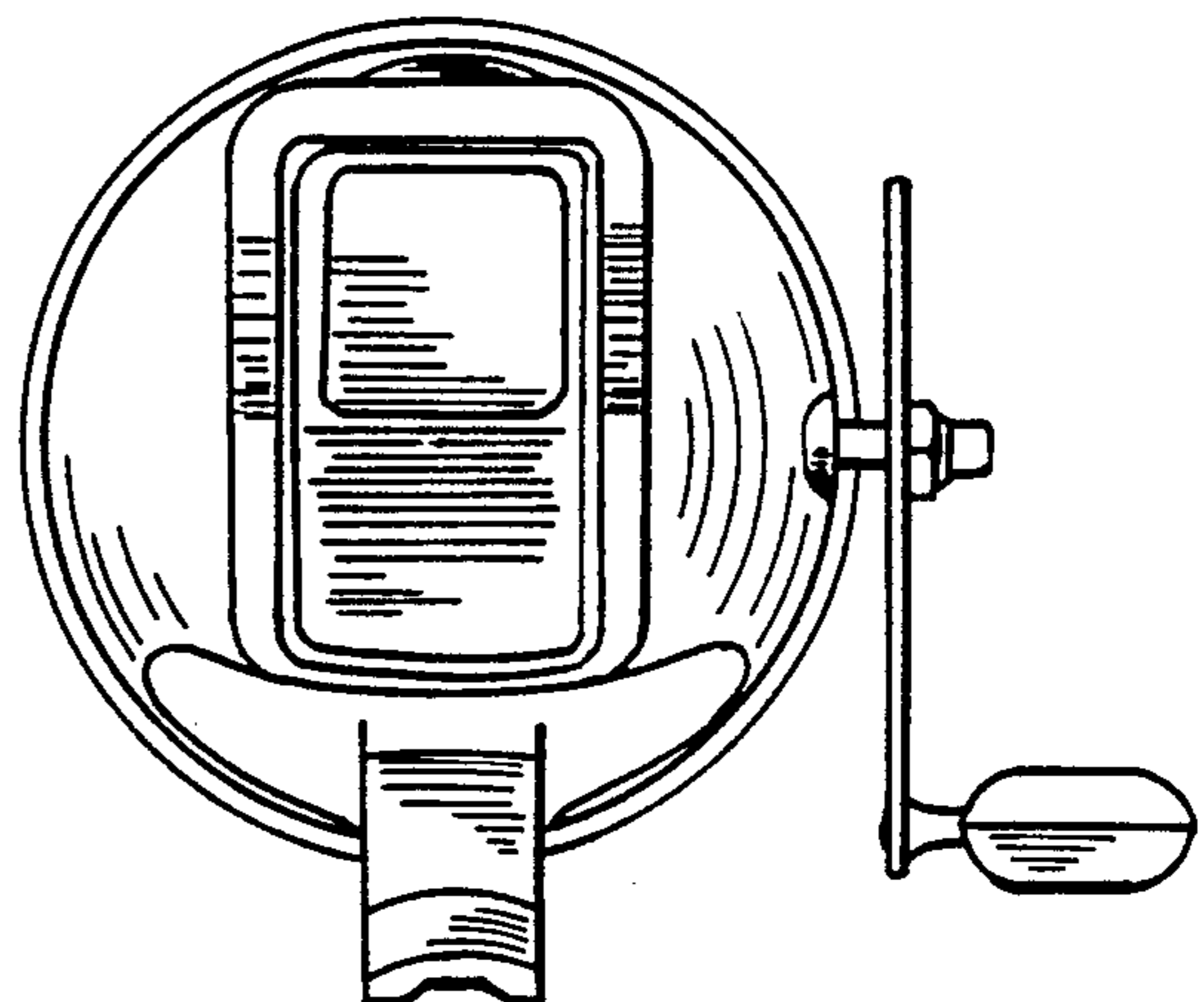


FIG. 8

