

# United States Patent [19]

Capper et al.

[11] Patent Number: **Des. 314,598**

[45] Date of Patent: **\*\* Feb. 12, 1991**

[54] **TOY BALL**

[76] Inventors: **James O. Capper**, 4 Waverley Drive, Cheadle Hulme Cheshire; **Ian T. Revell**, 3 Whitebear Yard, Canute Place, Knutsford, both of England

[\*\*] Term: **14 Years**

[21] Appl. No.: **210,125**

[22] Filed: **Jun. 23, 1988**

[30] **Foreign Application Priority Data**

Jan. 14, 1988 [GB] United Kingdom ..... 1047709

[52] U.S. Cl. .... **D21/204**

[58] Field of Search ..... D21/66, 68, 168, 204; 273/58 B, 58 D, 58 F; 446/269

[56] **References Cited**

### U.S. PATENT DOCUMENTS

D. 190,036 4/1961 Lakin ..... D21/204

D. 209,460 12/1967 Ostrander ..... D21/204  
D. 265,844 8/1982 Simpson et al. .... D21/204  
D. 274,070 5/1984 Ma ..... D21/204  
D. 282,950 3/1986 Adams ..... D21/204  
D. 296,807 7/1988 Shaw et al. .... D21/168  
D. 304,478 11/1989 Fiust ..... D21/168

*Primary Examiner*—Melvin B. Feifer  
*Assistant Examiner*—Philip Hyder

### [57] CLAIM

The ornamental design for toy ball, as shown and described.

### DESCRIPTION

FIG. 1 is a top perspective view of a toy ball showing our new design.  
FIG. 2 is a front elevational view thereof.  
FIG. 3 is a rear elevational view thereof.  
FIG. 4 is a side elevational view thereof.  
FIG. 5 is another side elevational view thereof.  
FIG. 6 is a top plan view thereof.  
FIG. 7 is a bottom plan view thereof.




FIG. 1.




FIG. 2.




FIG. 3.

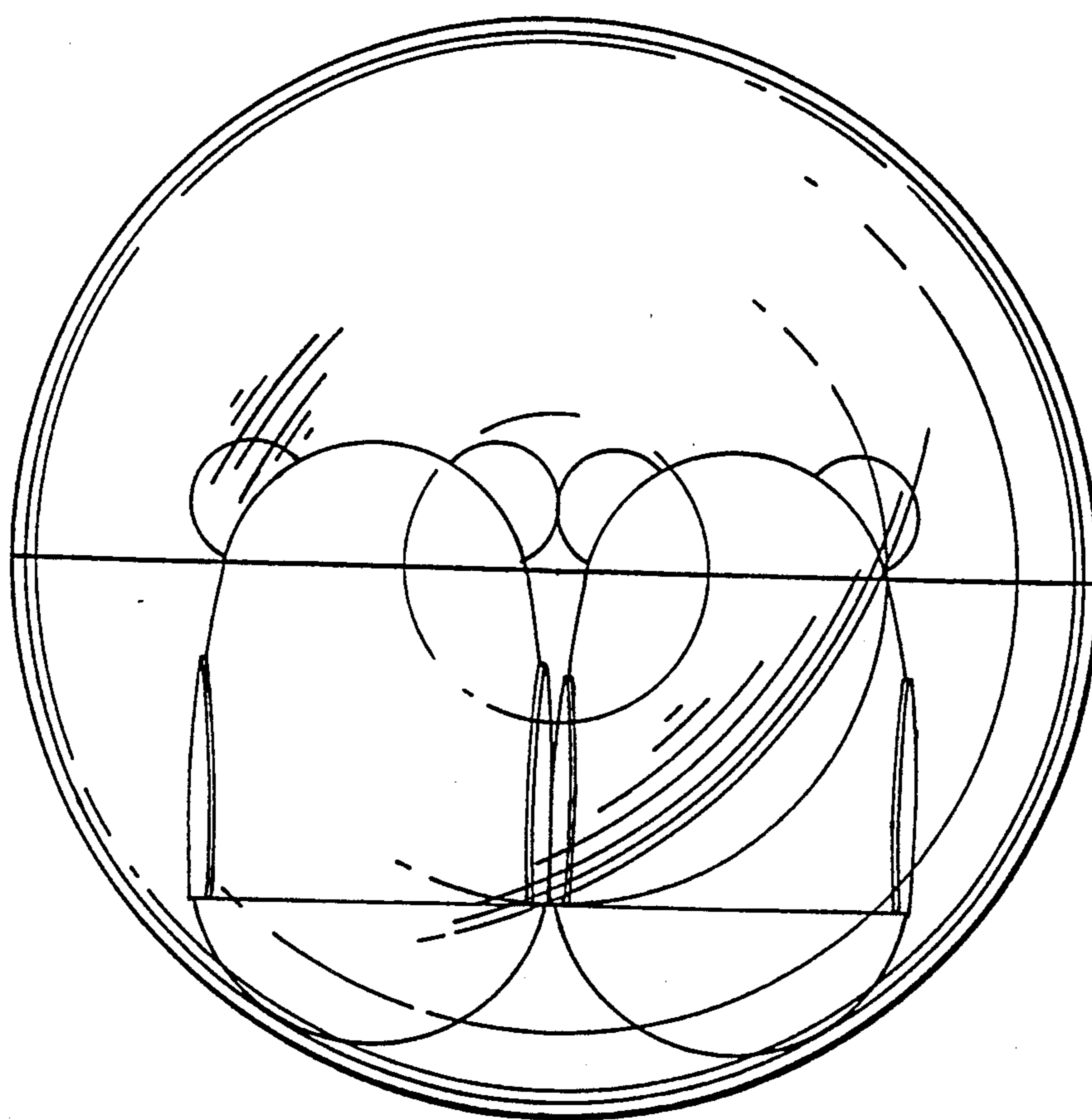


FIG. 4.

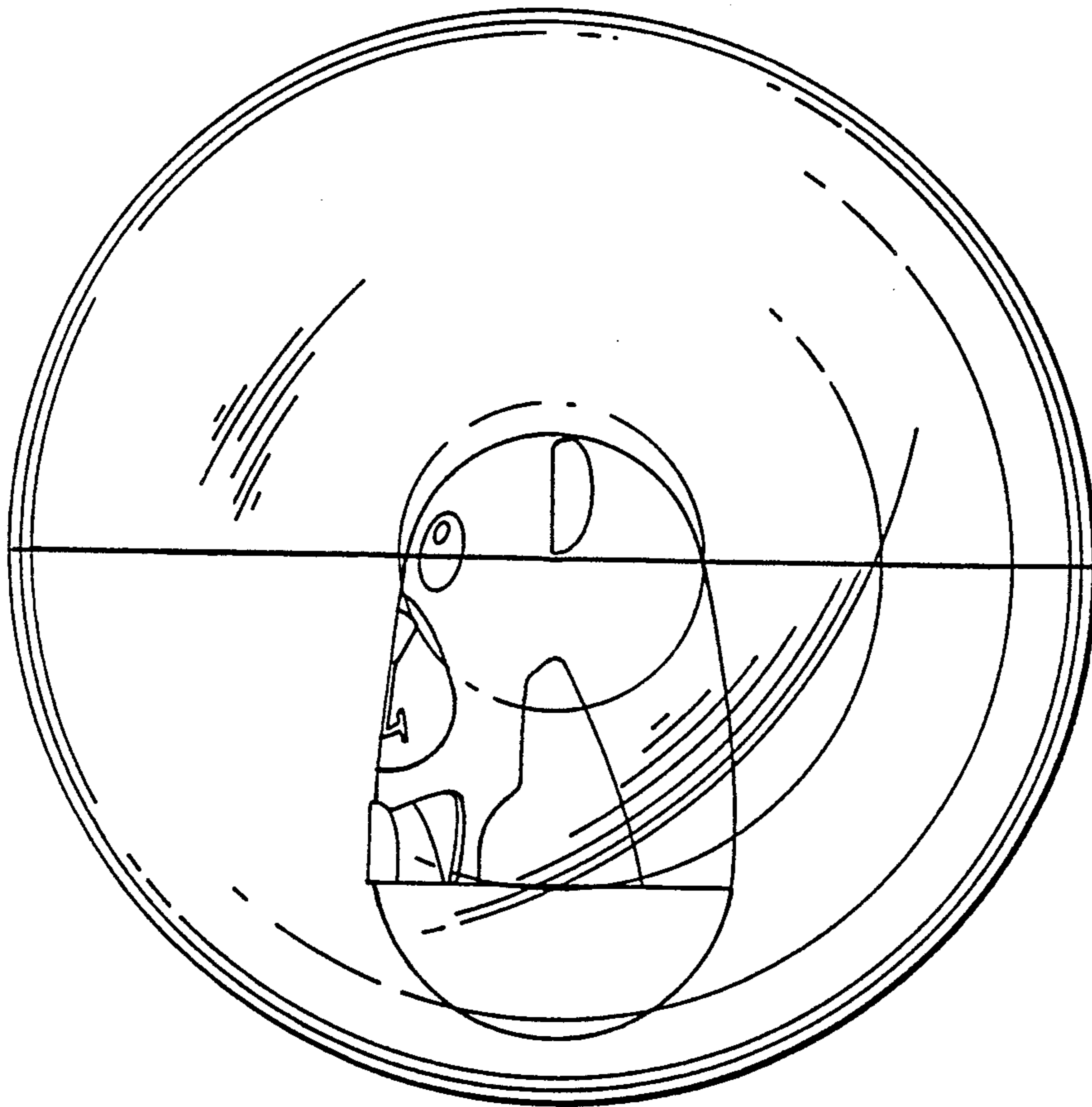


FIG. 5.

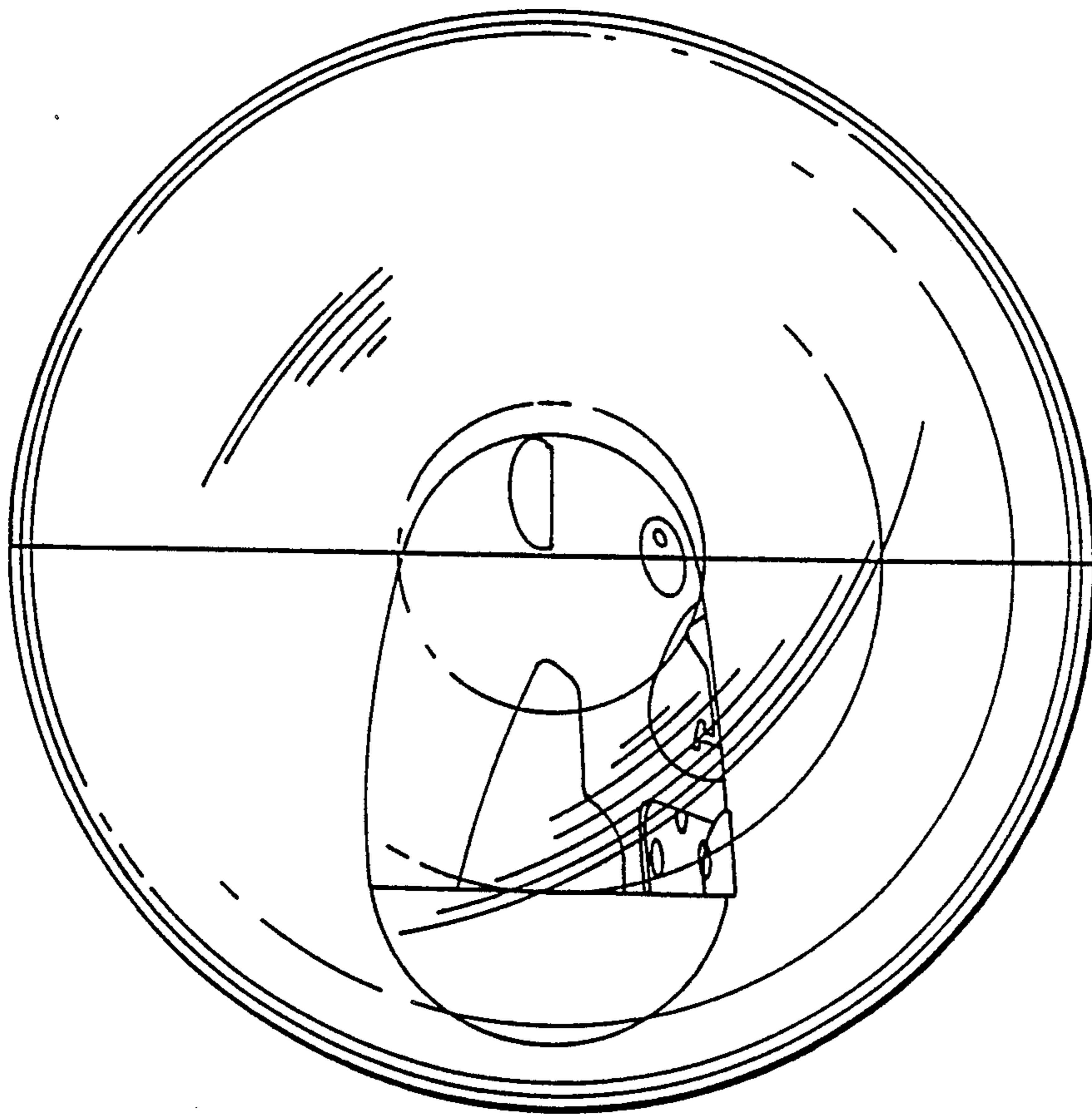


FIG. 6.

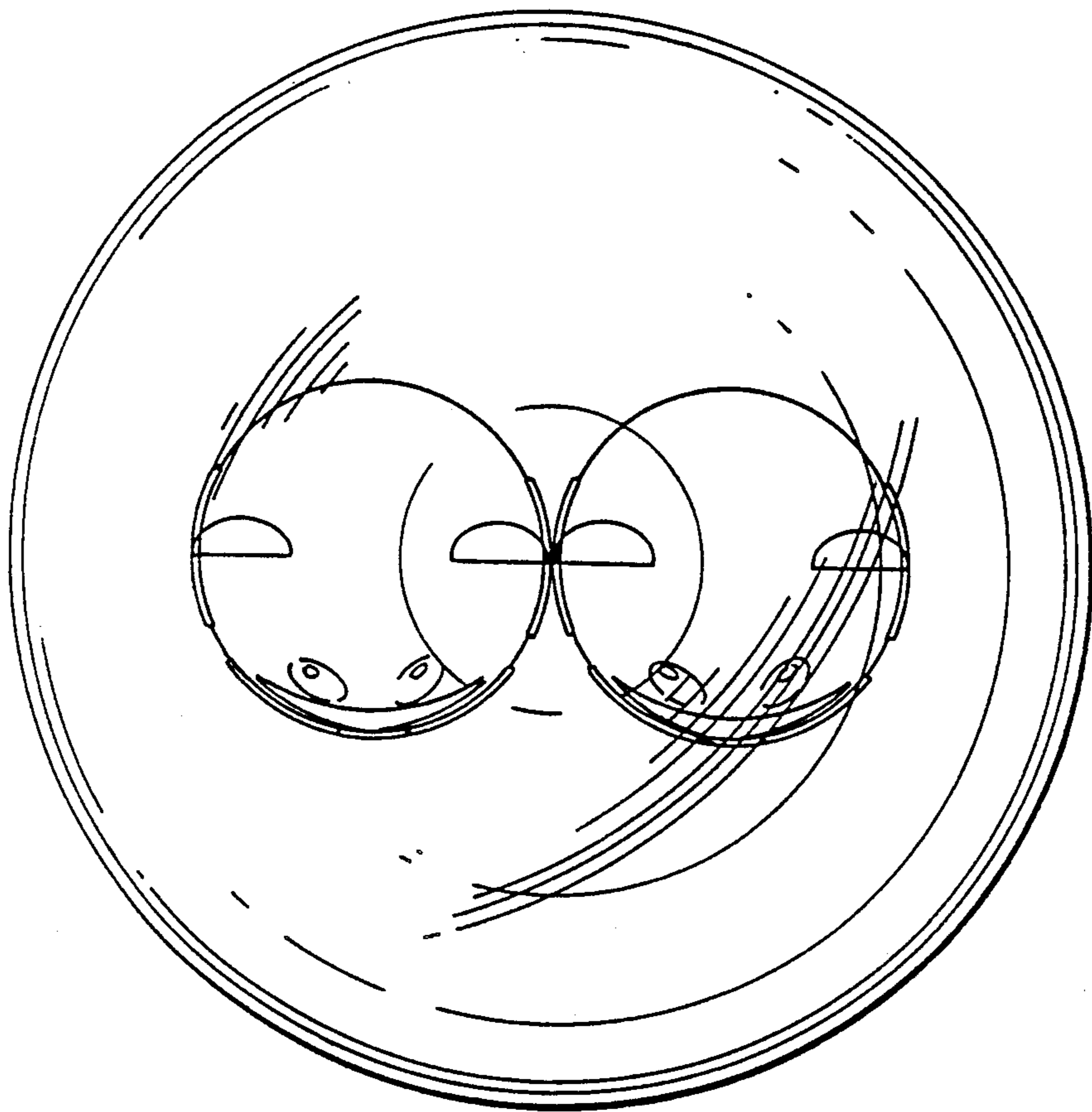


FIG. 7.

