

[54] **PORTABLE RADIO TELEPHONE SET**
 [75] Inventors: **Fumiyuki Kobayashi; Kozo Maemura,**
 both of Tokyo, Japan
 [73] Assignee: **NEC Corporation, Tokyo, Japan**
 [**] Term: **14 Years**
 [21] Appl. No.: **427,290**
 [22] Filed: **Oct. 26, 1989**
 [30] **Foreign Application Priority Data**

Apr. 28, 1989 [JP] Japan 1-16178
 [52] U.S. Cl. **D14/138; D14/147**
 [58] Field of Search **D14/147, 138, 148, 149;**
379/58, 59, 60, 439, 434, 440; 455/89, 90

[56] **References Cited**
U.S. PATENT DOCUMENTS

- D. 297,839 9/1988 Fujita et al. D14/138
- D. 302,423 7/1989 Martensson et al. D14/138
- D. 303,383 9/1989 Reichenstein D14/138
- D. 303,384 9/1989 Satoh D14/147

- D. 303,963 10/1989 Kokiharn D14/138
- D. 304,939 12/1989 Sutoh D14/138
- D. 305,588 2/1990 Bevilargna et al. D14/138
- D. 306,291 2/1990 Watanabe et al. D14/138
- D. 309,302 7/1990 Soren et al. D14/138
- D. 310,366 9/1990 Akaiko et al. D14/138
- 4,723,305 2/1988 Phillips et al. 455/89


Primary Examiner—Horace B. Fay, Jr.
Attorney, Agent, or Firm—Sughrue, Mion, Zinn,
 Macpeak & Seas

[57] **CLAIM**

The ornamental design for a portable radio telephone set, as shown and described.

DESCRIPTION

FIG. 1 is a left side, top and front perspective view of a portable radio telephone set showing our new design; FIGS. 2 and 3 are respectively front and rear elevational views thereof; FIGS. 4 and 5 are respectively bottom and top plan views thereof; and FIGS. 6 and 7 are respectively left and right side elevational views thereof.






FIG. 1

FIG. 2


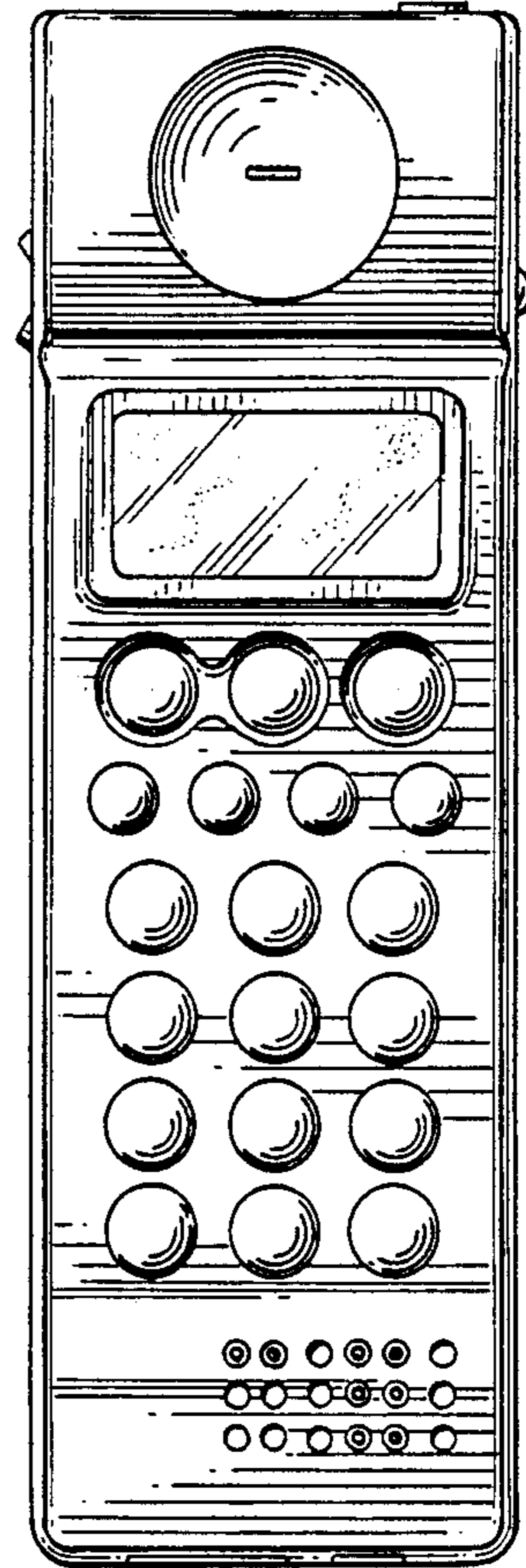


FIG. 3

FIG. 4

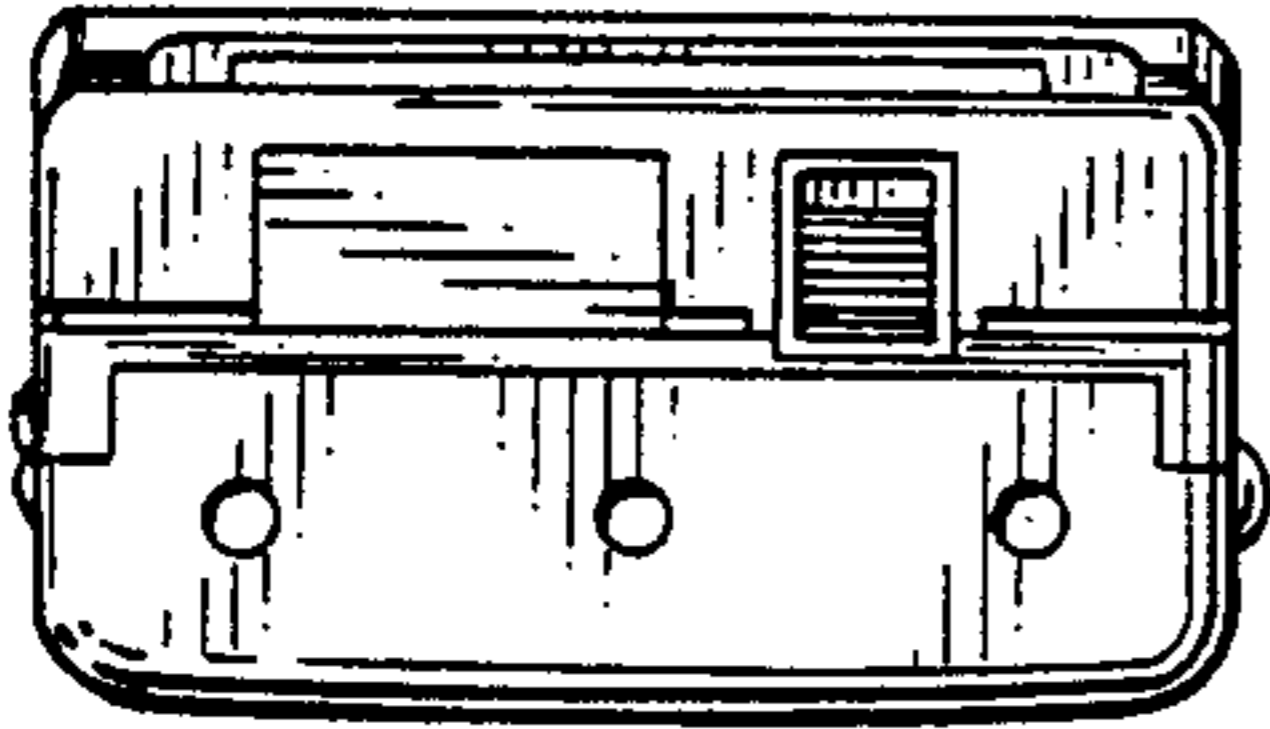


FIG. 5

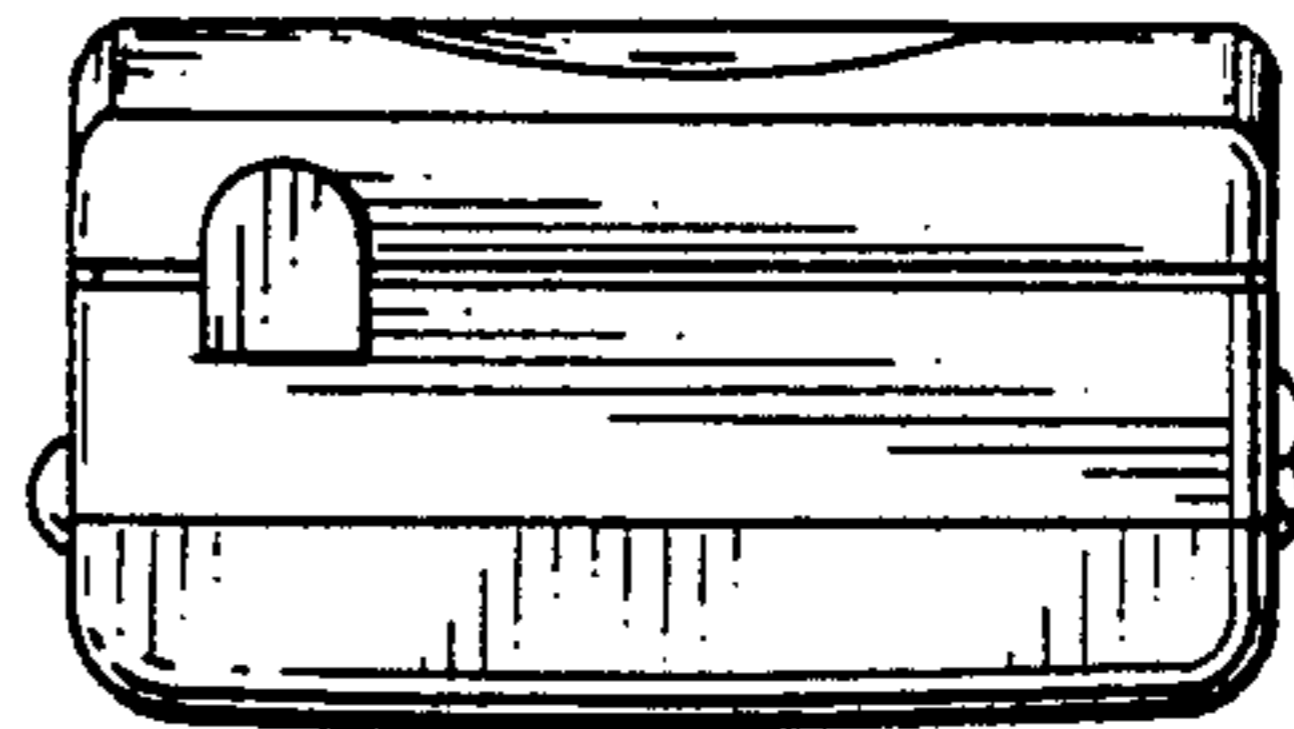


FIG. 6

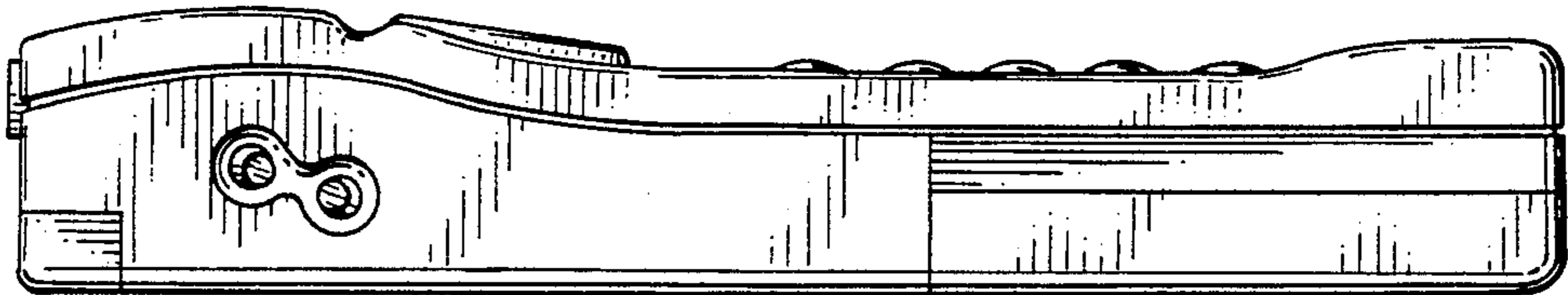


FIG. 7

