


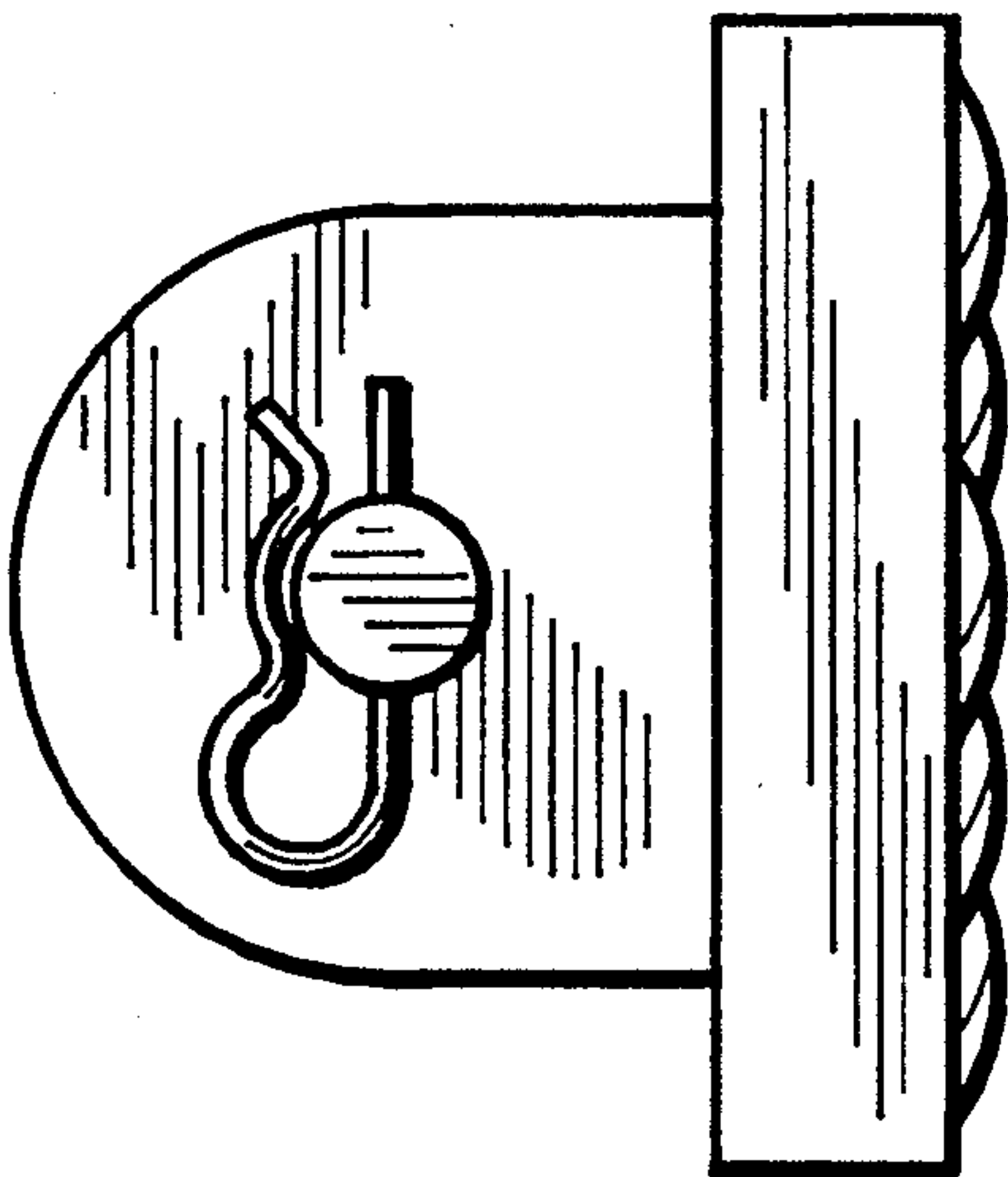
[54] CAR EXTRACTION TOOL  
[76] Inventor: **Randolf O. Baldwin**, 411 Hollyberry  
La., Lugoff, S.C. 29078  
[\*\*] Term: **14 Years**  
[21] Appl. No.: **104,032**  
[22] Filed: **Oct. 2, 1987**  
[52] U.S. Cl. .... **D8/14**  
[58] Field of Search ..... **D8/14, 51, 98; 24/71.3;**  
**72/478, 392, 461, 295**

[56] **References Cited**  
**U.S. PATENT DOCUMENTS**  
D. 297,396 8/1988 Schwalbe ..... D8/14  
1,326,426 12/1919 Shea ..... D8/51  
4,282,740 8/1981 Specktor ..... 72/461  
4,476,705 10/1984 Meek ..... 72/478

4,549,423 10/1985 Masui ..... 72/295  
4,555,926 12/1985 Bieli-Möschlin ..... 72/392  
4,800,628 1/1989 Farnsworth ..... 24/71.3  
*Primary Examiner*—Bruce W. Dunkins  
*Assistant Examiner*—M. A. Hannon  
*Attorney, Agent, or Firm*—Jerry T. Kearns

[57] **CLAIM**  
The ornamental design for a car extraction tool, as shown and described.

**DESCRIPTION**  
FIG. 1 is a front elevational view of a car extraction tool showing my new design;  
FIG. 2 is a rear elevational view thereof;  
FIG. 3 is a left side elevational view thereof;  
FIG. 4 is a right side elevational view thereof;  
FIG. 5 is a top plan view thereof; and,  
FIG. 6 is a bottom plan view thereof.






Fig. 1

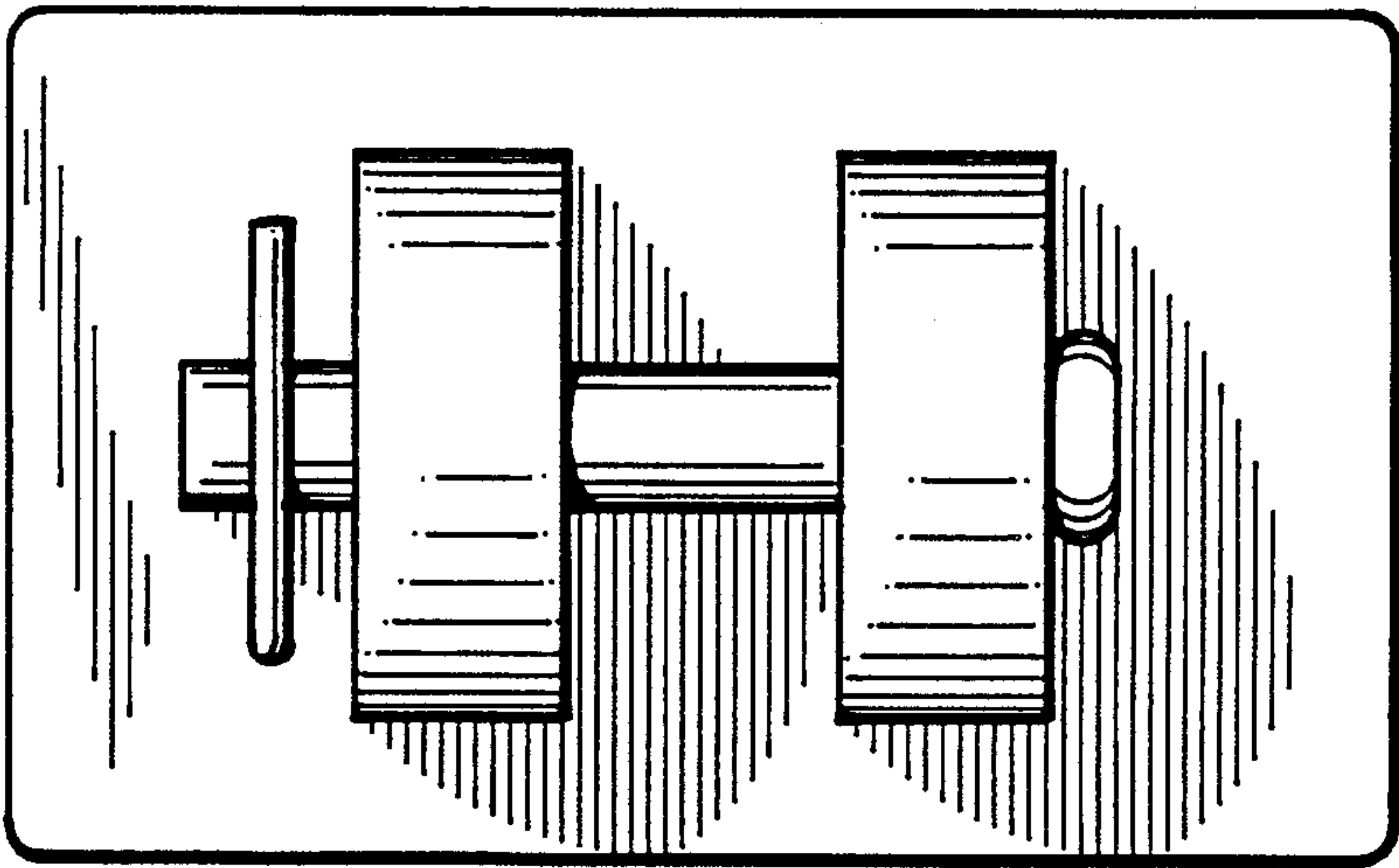


Fig. 2

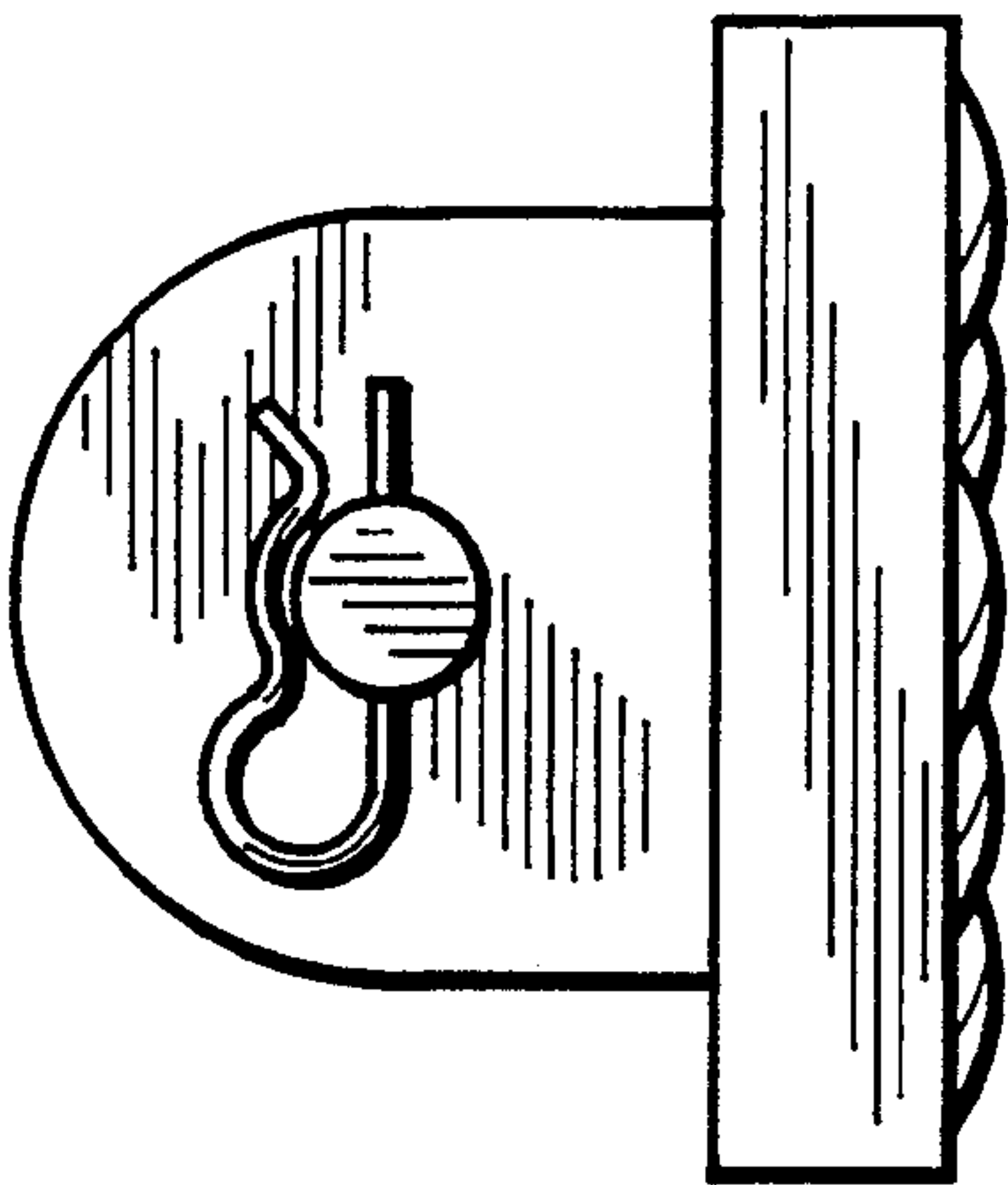


Fig. 3

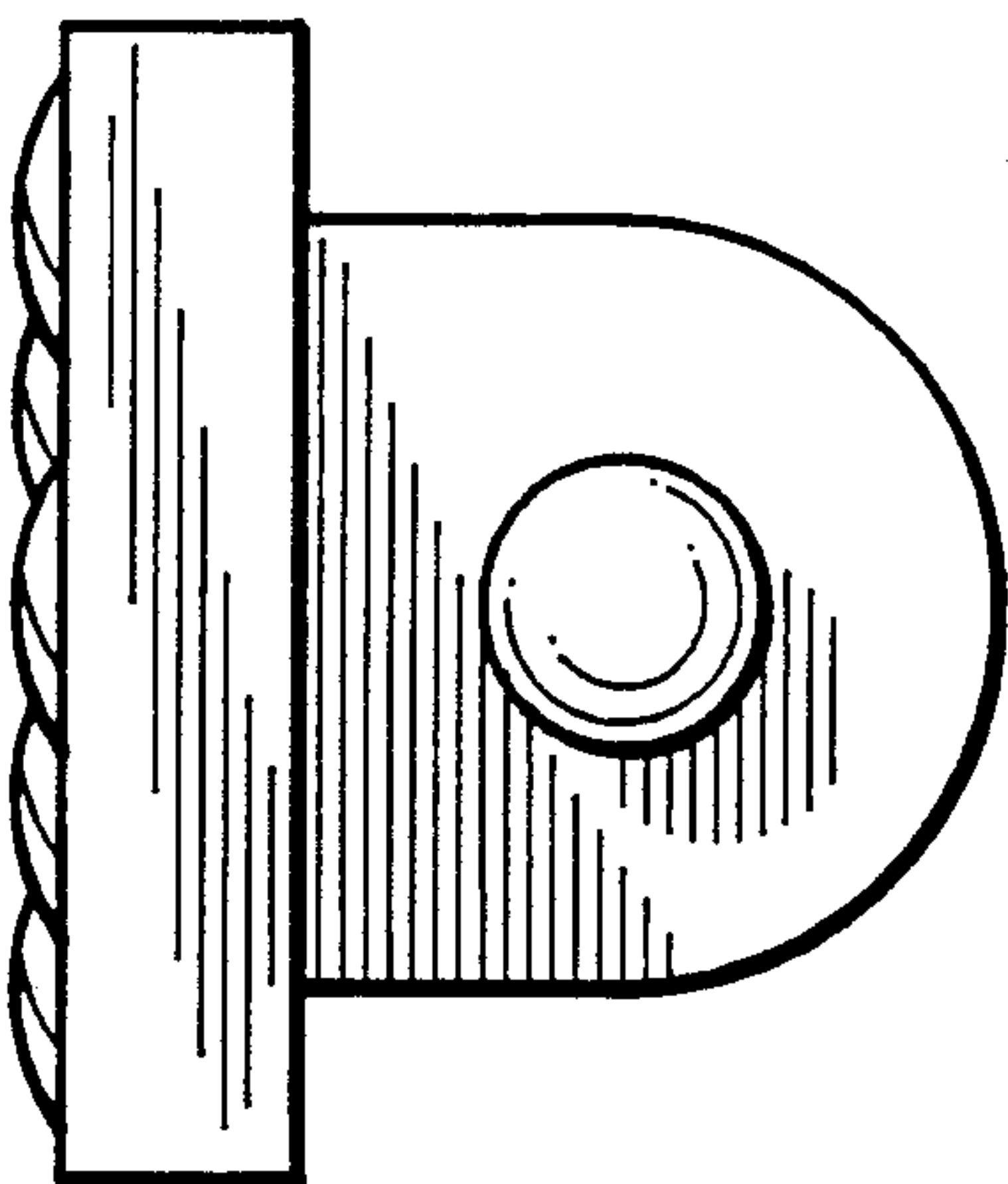


Fig. 4




Fig. 5




Fig. 6

**UNITED STATES PATENT AND TRADEMARK OFFICE**  
**CERTIFICATE OF CORRECTION**

**PATENT NO.** : Des. 314,494

**DATED** : February 12, 1991

**INVENTOR(S)** : Randolph O. Baldwin

It is certified that error appears in the above-identified patent and that said Letters Patent is hereby corrected as shown below:

ON THE TITLE PAGE: The Inventor's name should read;

Item [76] Randolph O. Baldwin

**Signed and Sealed this**  
**Ninth Day of February, 1993**

*Attest:*

STEPHEN G. KUNIN

*Attesting Officer*

*Acting Commissioner of Patents and Trademarks*