

[54] **DISPLAY SAFE**

[76] **Inventor: Robert G. Justice, P.O. Box 3521, Enid, Okla. 73702**

[\*\*] **Term: 14 Years**

[21] **Appl. No.: 154,600**

[22] **Filed: Feb. 10, 1988**

[52] **U.S. Cl. .... D99/28; D6/446**

[58] **Field of Search ..... D6/432, 445, 446; D99/28; 109/10-13, 22-23, 45, 49.5, 53, 56-57**

[56] **References Cited**

**U.S. PATENT DOCUMENTS**

D. 120,336	5/1940	Bescherer	.....	D99/28
D. 224,870	10/1972	Klein	.....	D6/432
D. 225,944	1/1973	Klein	.....	D6/432
809,497	1/1906	Dick	.....	109/53
1,168,642	1/1916	Jasinski	.....	109/57
4,688,492	8/1987	Peghetti	.....	109/56

**OTHER PUBLICATIONS**

*Karges Catalog*, 2/1973, p. 6.

*Heritage Catalog (Old World)*, 5/1982, p. 6.  
*Thomasville Catalog (Santa Fe)*, 9/1984, p. 14.

*Primary Examiner*—Nelson C. Holtje  
*Assistant Examiner*—Gary D. Watson  
*Attorney, Agent, or Firm*—Dunlap, Coddling, Peterson & Lee

[57] **CLAIM**

The ornamental design for a display safe, as shown and described.

**DESCRIPTION**

FIG. 1 is a front elevational view of a display safe showing my new design;  
FIG. 2 is a top plan view;  
FIG. 3 is a left side elevational view;  
FIG. 4 is a rear elevational view;  
FIG. 5 is a bottom plan view;  
FIG. 6 is a right side elevational view;  
FIG. 7 is a right front perspective view, with the outer doors open; and  
FIG. 8 is a right front perspective view thereof, with both the inner and outer doors open.






FIG. 1




FIG. 3

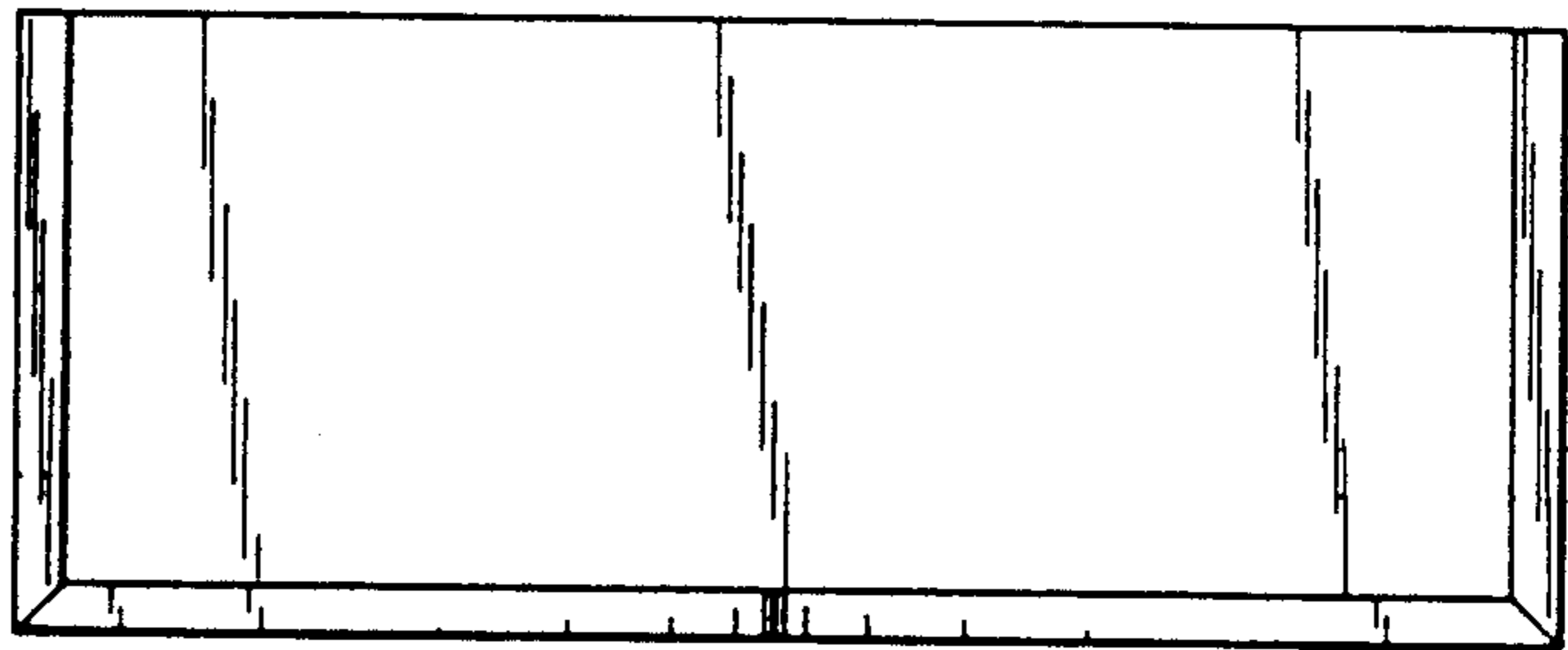


FIG. 2

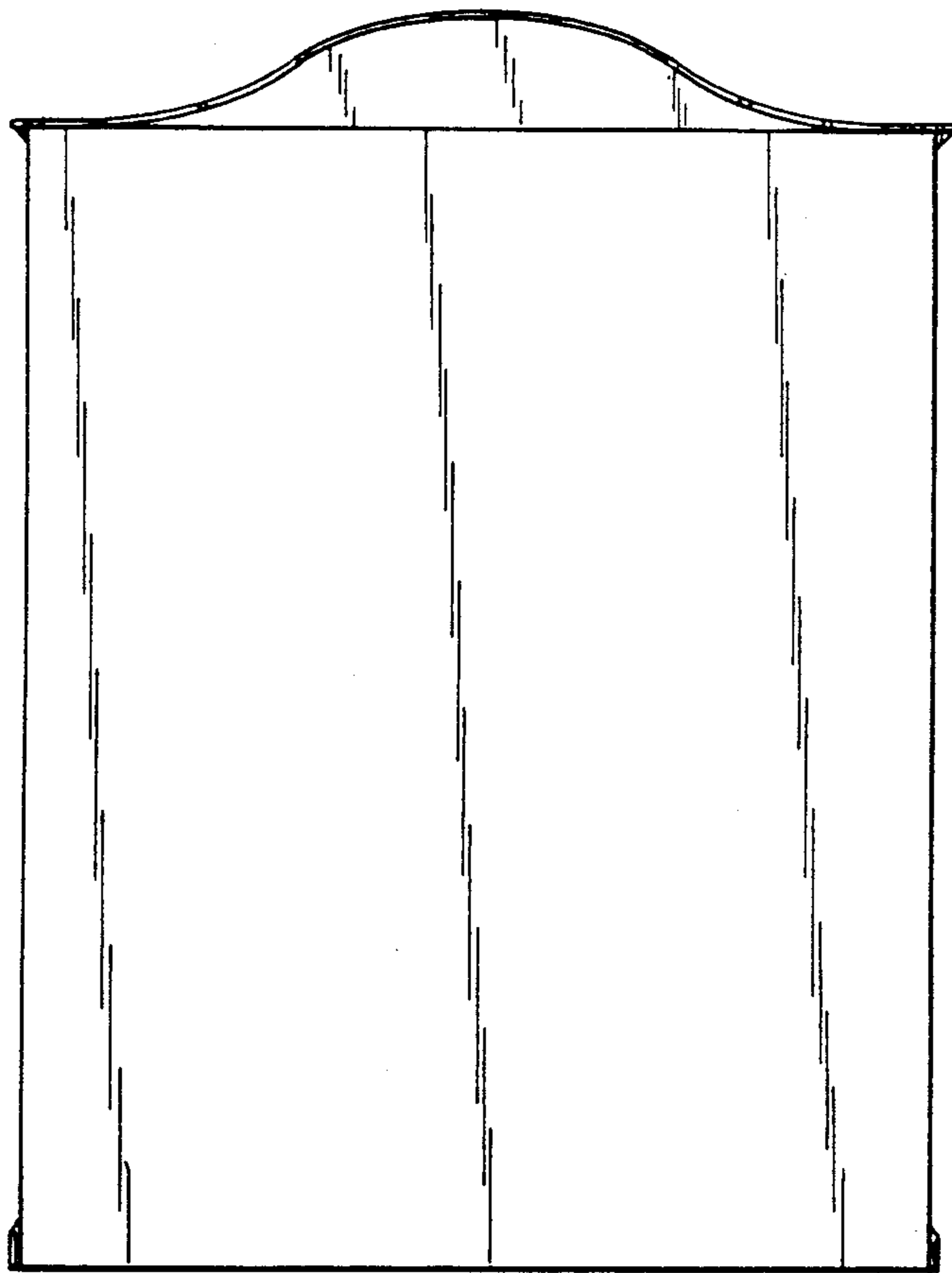


FIG. 4


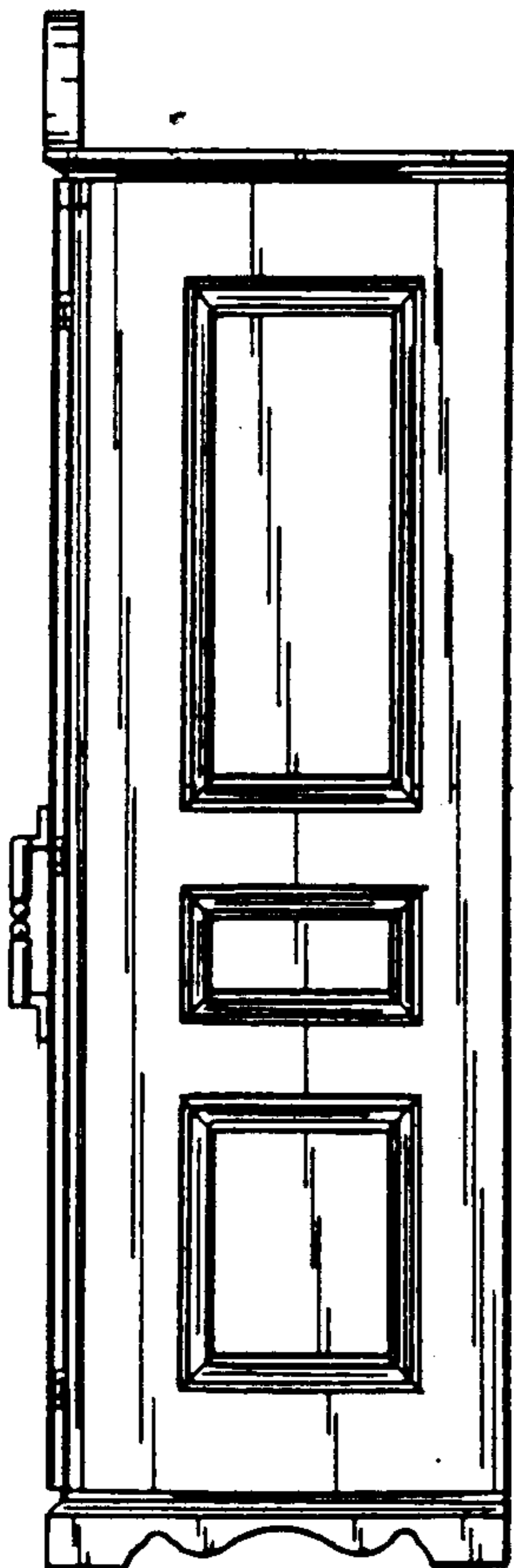


FIG. 5

FIG. 6



FIG. 2






FIG. 1