

[54] **SHOWER STALL OR THE LIKE**

- [75] Inventor: **Iain M. Smith, Vernon, Canada**
- [73] Assignee: **Kohler Ltd/Ltee, Toronto, Canada**
- [**] Term: **14 Years**
- [21] Appl. No.: **569,668**
- [22] Filed: **Aug. 20, 1990**

Related U.S. Application Data

- [62] Division of Ser. No. 112,127, Oct. 26, 1987, Pat. No. D. 310,557.
- [52] U.S. Cl. **D23/283**
- [58] Field of Search **D23/270-283, D23/303-307; 4/538, 546, 548, 553, 576, 577, 584, 589, 590, 596, 597, 604, 605, 611-614**

References Cited

U.S. PATENT DOCUMENTS

D. 213,624	3/1969	Seymour	D23/283
D. 215,289	9/1969	Seymour	D23/283
D. 215,290	9/1969	Seymour	D23/283
D. 217,866	6/1970	Myers	D23/283
D. 219,512	12/1970	Skyhawk	D23/283
D. 221,943	9/1971	Seymour	.	
D. 227,010	5/1973	Alexander	D23/283
D. 227,102	6/1973	Alexander	D23/283
D. 247,912	5/1978	Rath et al.	D23/283
D. 250,716	1/1979	Smith	D23/283
D. 265,679	8/1982	Ballard	D23/283
D. 268,128	3/1983	Ballard	D23/283
D. 275,783	10/1984	McMillan et al.	D23/283
D. 276,175	10/1984	McMillan et al.	D23/283
3,479,778	11/1969	Johnson	D23/275 X
3,827,086	8/1974	Seymour et al.	4/584
4,365,368	12/1982	Boggs	4/596
4,553,276	11/1985	Paradis	4/596 X

OTHER PUBLICATIONS

A page from a 1985 Hytec advertisement entitled "Showerbath" showing Model AC 80.
 Two pages from a 1985 Philips ad showing enclosures 2543-GC and the 60" tub/shower.
 Page 7-18 of the 1985 Kohler "K-400 Publishing Products Catalog" showing the Veracruz enclosure.
 Pages 5, 11, 12, 13, and 15 of a 1984 Aqua Glass brochure entitled "We Make Bathrooms Beautiful".
 A page from an Owens Corning advertisement showing the "60" Seated Shower", undated.
 Page 7-20 of the 1985 Kohler "K-400" Plumbing Products Catalog", showing the Perma Wall surround.
 Five pages from 1985 Hytec brochures showing Models H6036, AC 6036, H4840/41, and H3634.
 Copy of U.S. Ser. Nos. 877,669, 2,252, 2,256, 2,257 drawings.

Primary Examiner—James R. Largen
Attorney, Agent, or Firm—Quarles & Brady

[57] **CLAIM**

The ornamental design for a shower stall or the like, as shown and described.

DESCRIPTION

FIG. 1 is a right front perspective view of a shower stall or the like showing my new design;
 FIG. 2 is a front elevational view thereof;
 FIG. 3 is a top plan view thereof;
 FIG. 4 is a right side elevational view thereof;
 FIG. 5 is a left side elevational view thereof;
 FIG. 6 is a rear elevational view thereof;
 FIG. 7 is a sectional view taken on lines 7—7 of FIG. 1;
 FIG. 8 is a right front perspective view of a second embodiment thereof;
 FIG. 9 is a sectional view thereof taken on line 9—9 of FIG. 8;
 FIG. 10 is a right front perspective view of a third embodiment thereof.
 The fragmentary broken line representation of a bathroom wall in FIGS. 1, 8 and 10 is for illustrative purposes only and forms no part of the claimed design.




FIG. 1





FIG. 10






FIG. 2

FIG. 3

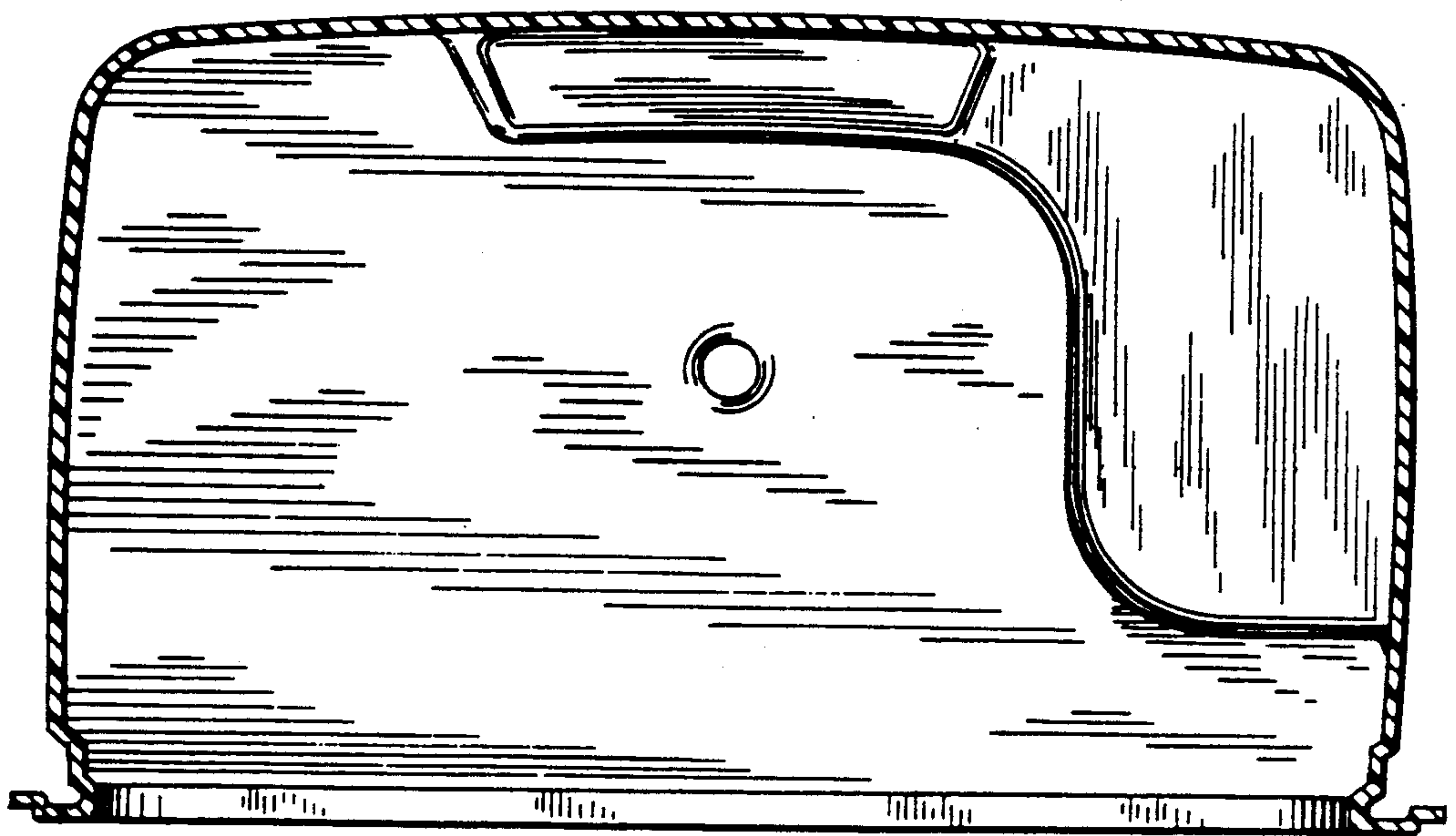


FIG. 7




FIG. 5




FIG. 4




FIG. 6




FIG. 8

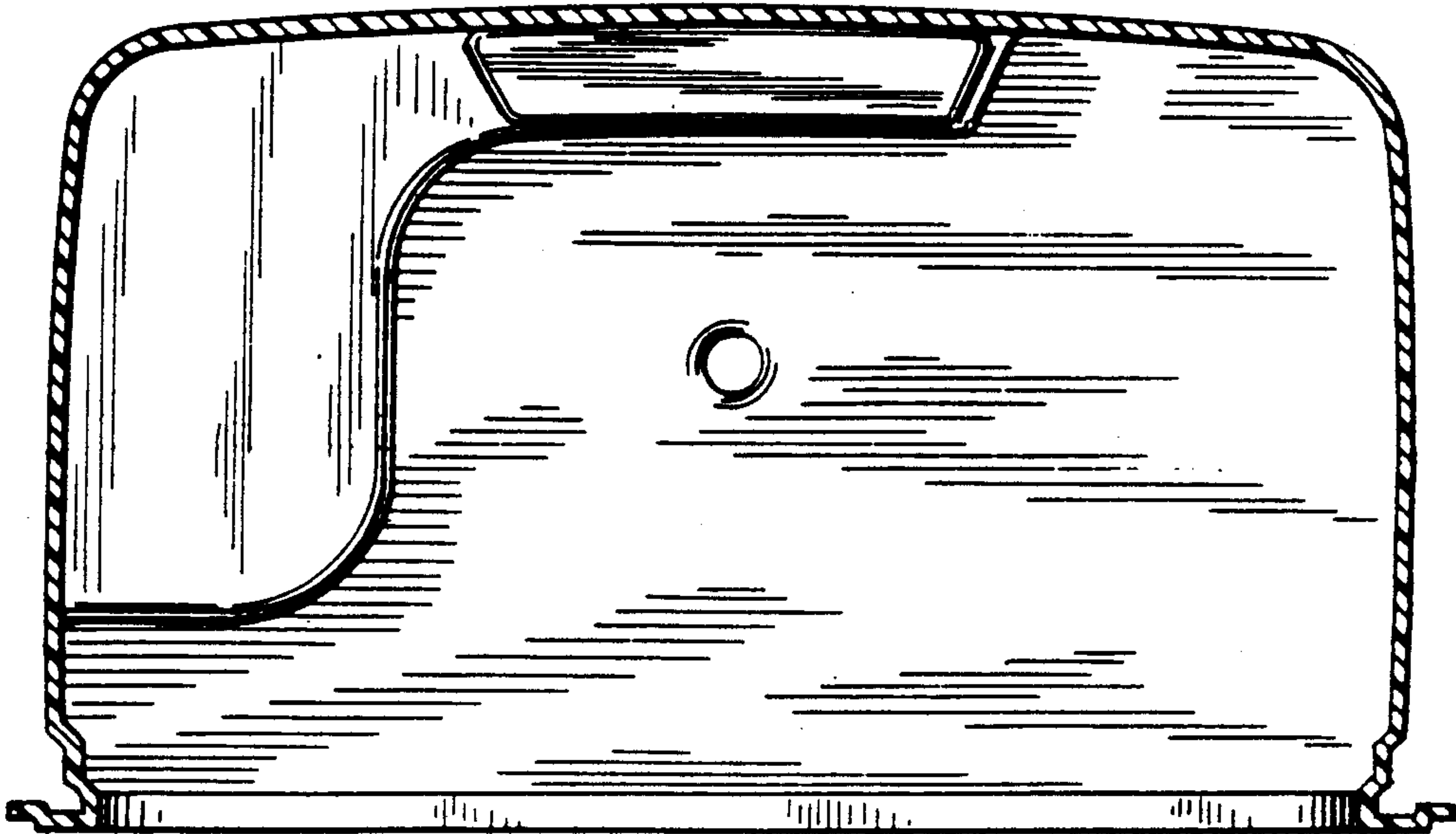


FIG. 9