

[54] **COSMETIC SAMPLER TEAR TAB**
 [75] Inventors: **Hernando Sanchez**, New York, N.Y.;
Richard M. Franczak, Lawrence Harbor, N.J.; **Menachem Futter**, Staten Island, N.Y.
 [73] Assignee: **Revlon, Inc.**, New York, N.Y.
 [**] Term: **14 Years**
 [21] Appl. No.: **256,926**
 [22] Filed: **Oct. 12, 1988**

3,467,250	9/1969	D'elia et al. .	
3,494,505	2/1970	Huebner et al. .	
3,583,558	6/1971	Davis .	
3,598,685	8/1971	Lee et al. .	
3,885,724	5/1975	Ehrlund .	
4,121,004	10/1978	Ehrlund .	
4,576,311	3/1986	Horton et al. .	
4,611,611	9/1986	Beal, Jr. .	
4,690,369	9/1987	Giuliano	132/73
4,751,934	6/1988	Moir et al. .	
4,805,645	2/1989	Schiff et al.	132/73
4,884,719	12/1989	Levine et al.	221/27

Related U.S. Application Data

[63] Continuation of Ser. No. 98,279, Sep. 18, 1987.
 [52] U.S. Cl. **D28/99; D28/7; D21/34; D19/11**
 [58] **Field of Search** **D28/99, 7; D19/11; D20/11, 22, 27; D8/14; 132/218, 319, 73; 156/344, 352; 211/26, 27, 70, 71, 73, 74**

FOREIGN PATENT DOCUMENTS

598710 5/1960 Canada .

Primary Examiner—Melvin B. Feifer
Assistant Examiner—Philip Hyder

[57] **CLAIM**

The ornamental design for a cosmetic sampler tear tab, as shown.

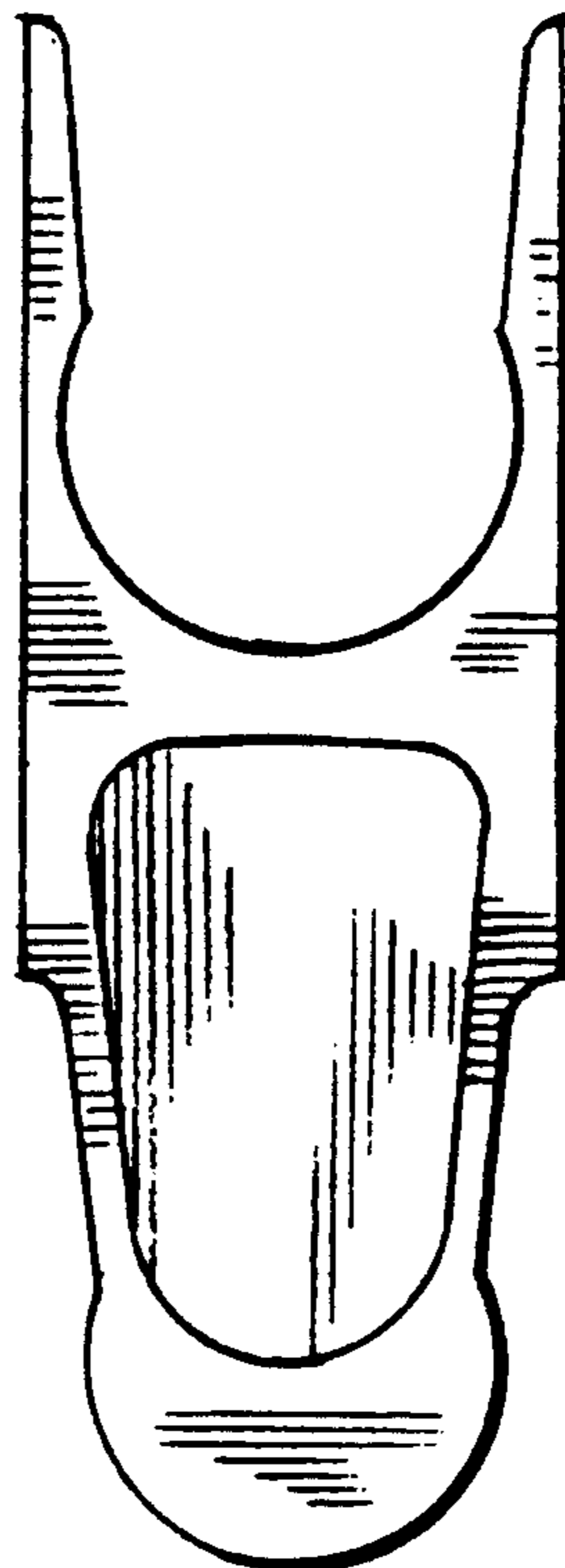
[56] **References Cited**

U.S. PATENT DOCUMENTS

D. 246,989	1/1978	Higgins et al.	D21/234
D. 247,056	1/1978	McClaskie	D21/234
2,061,139	11/1936	Cohen .	
2,175,133	10/1939	Singleton .	
2,234,657	3/1941	Smaidone .	
2,561,400	7/1951	Morrell .	
3,157,912	11/1964	Lisczawka .	
3,258,017	6/1966	Albert .	
3,332,547	7/1967	Rowe et al. .	

DESCRIPTION

FIG. 1 is a top plan view of a cosmetic sampler tear tab showing our new design;
 FIG. 2 is a bottom plan view thereof;
 FIG. 3 is a right side elevational view thereof, the left side elevational view being a mirror image of the right side elevational view;
 FIG. 4 is a front elevational view thereof; and
 FIG. 5 is a rear elevational view thereof.
 This is a continuation of utility application Ser. No. 098,279 filed Sept. 18, 1987.






FIG. 8

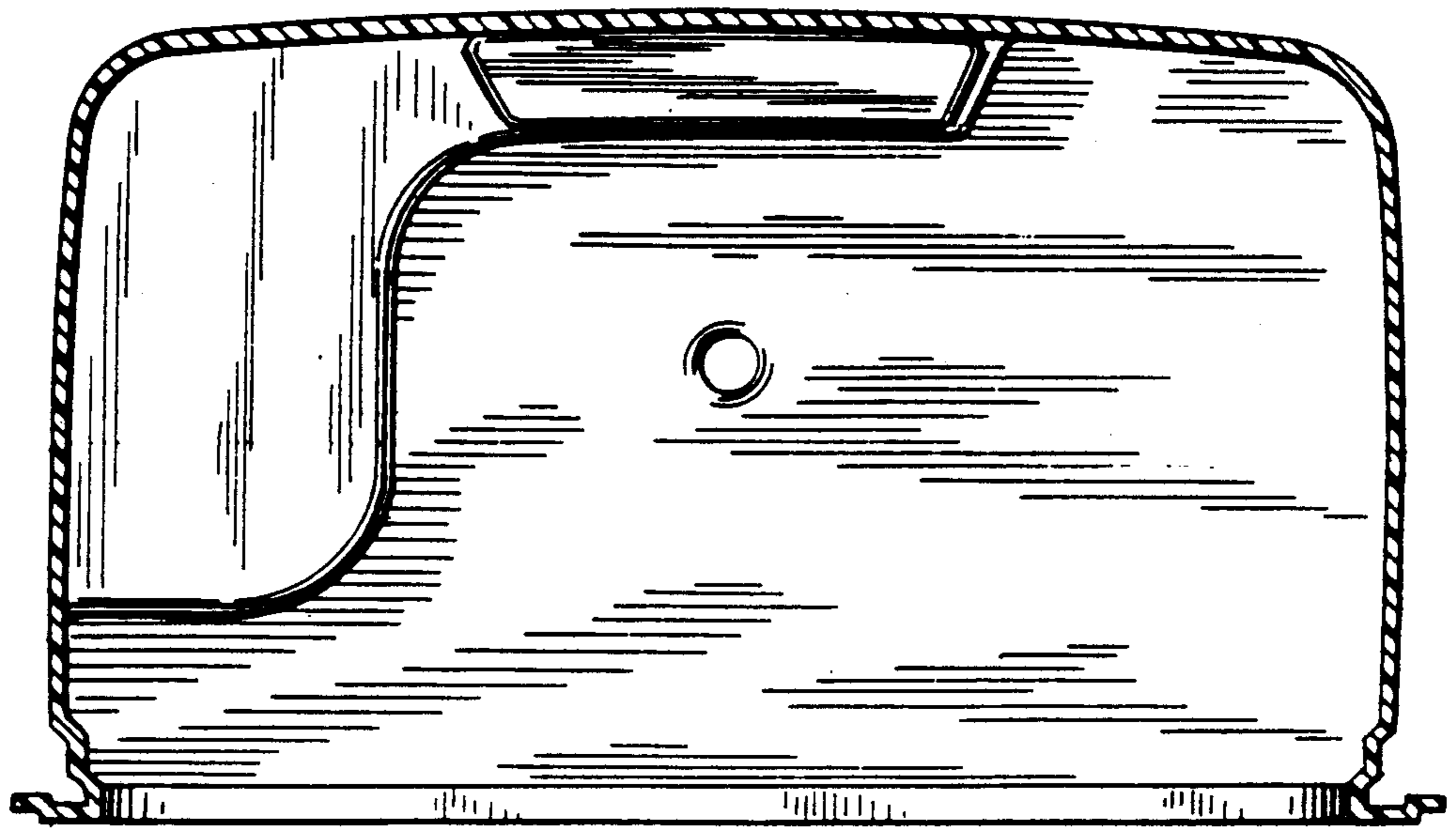


FIG. 9

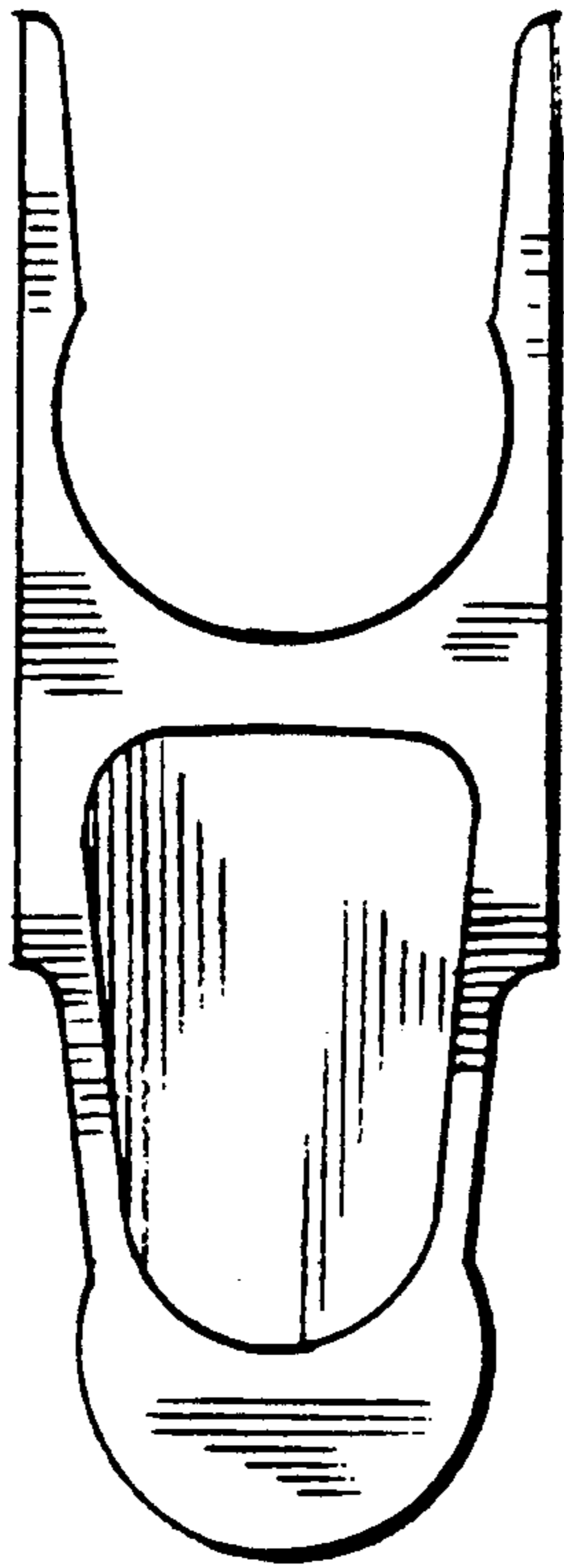


FIG. 1

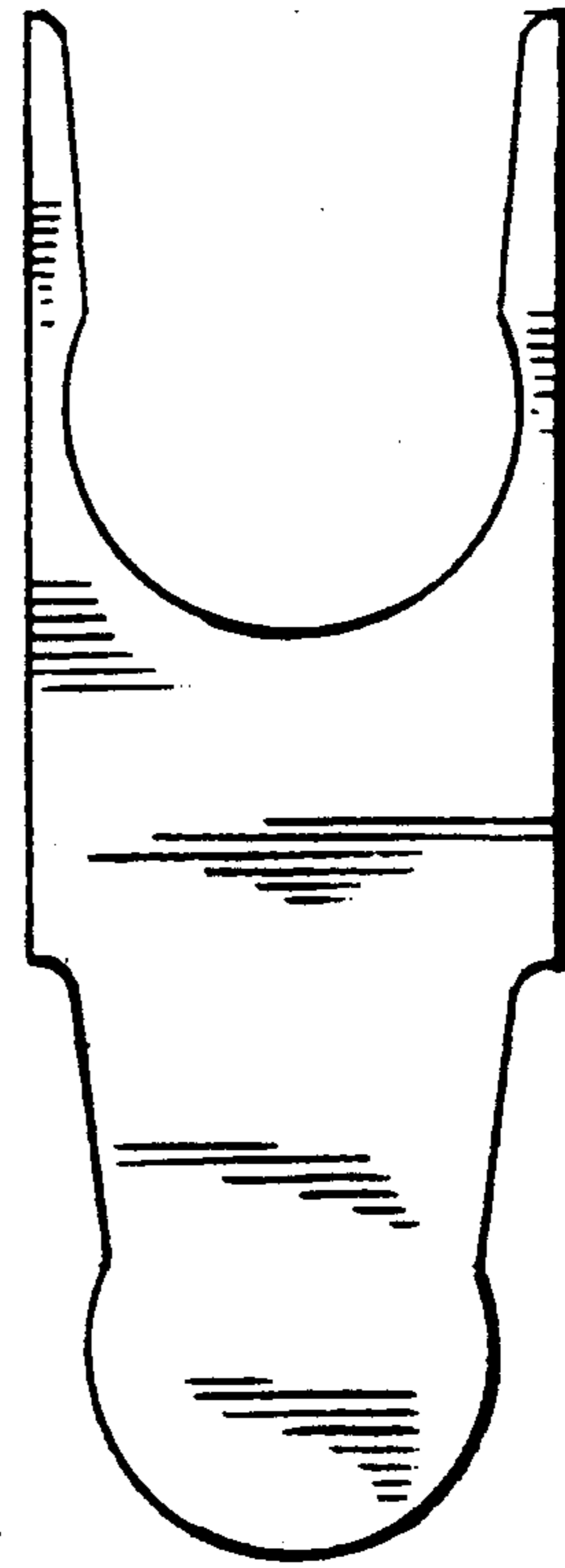


FIG. 2



FIG. 3



FIG. 4



FIG. 5