

[54] TELEVISION SET

[75] Inventor: Taisuke Saeki, Osaka, Japan

[73] Assignee: Sharp Corporation, Osaka, Japan

[**] Term: 14 Years

[21] Appl. No.: 27,020

[22] Filed: Mar. 17, 1987

[52] U.S. Cl. D14/126

[58] Field of Search D14/125-134,
D14/113; 358/236, 254, 255; 312/7.2

[56] References Cited

U.S. PATENT DOCUMENTS

- D. 272,908 3/1984 Matsuo D14/126
- D. 293,907 1/1988 Matsuo D14/126
- D. 298,245 10/1988 Nakamaru D14/126

OTHER PUBLICATIONS

Video Review, Mar. 1986, p. 20, Left-Panasonic LCD TV.

Video Review, Sep. 1986, p. 108, left center-palm sized Citizen TV.

Video Review, Dec. 1986, p. 82, top left-Seiko LCD TV, Model LVD-302.


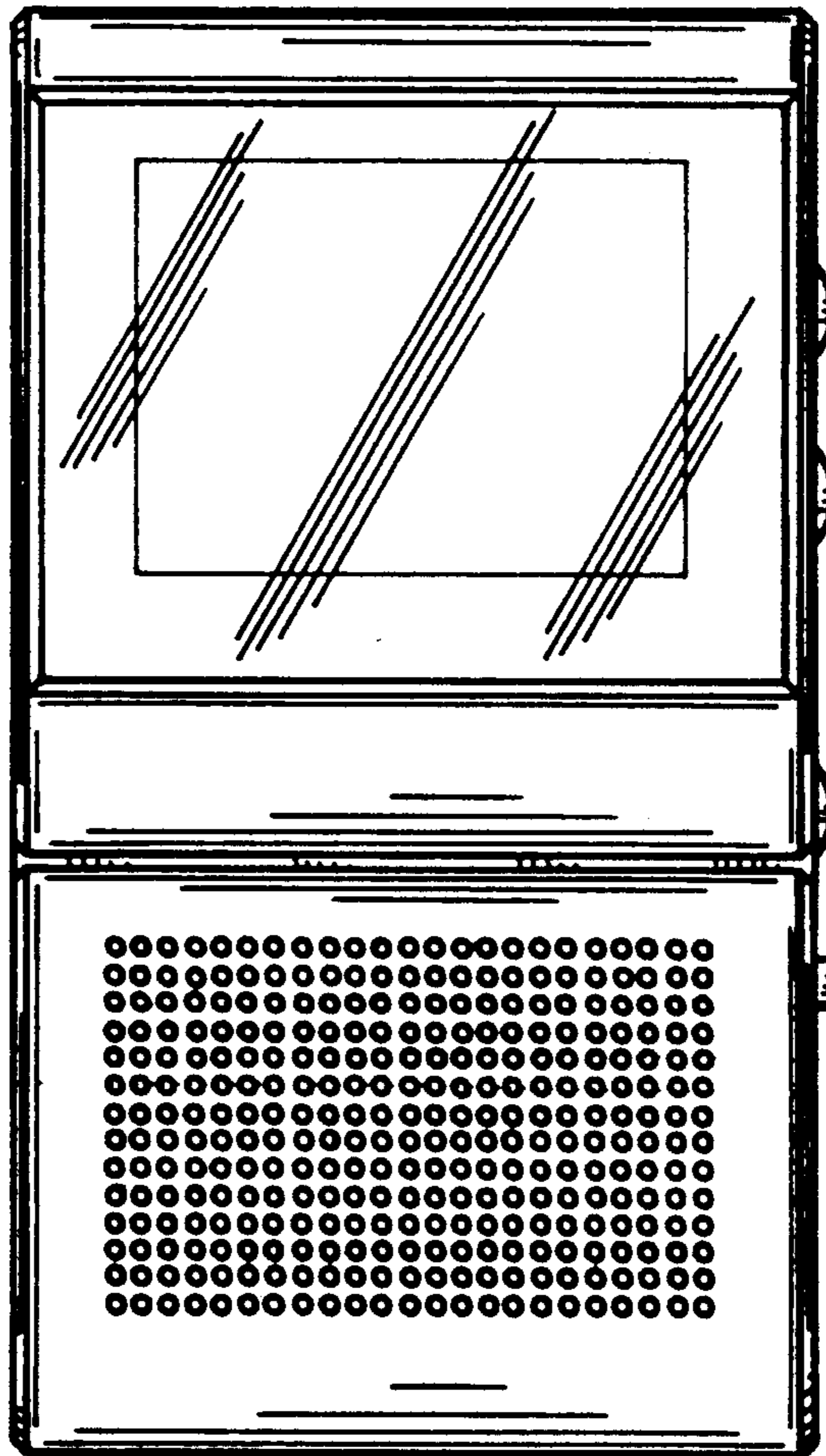
Primary Examiner—Theodore M. Shooman
Attorney, Agent, or Firm—Flehr, Hohbach, Test,
Albritton & Herbert

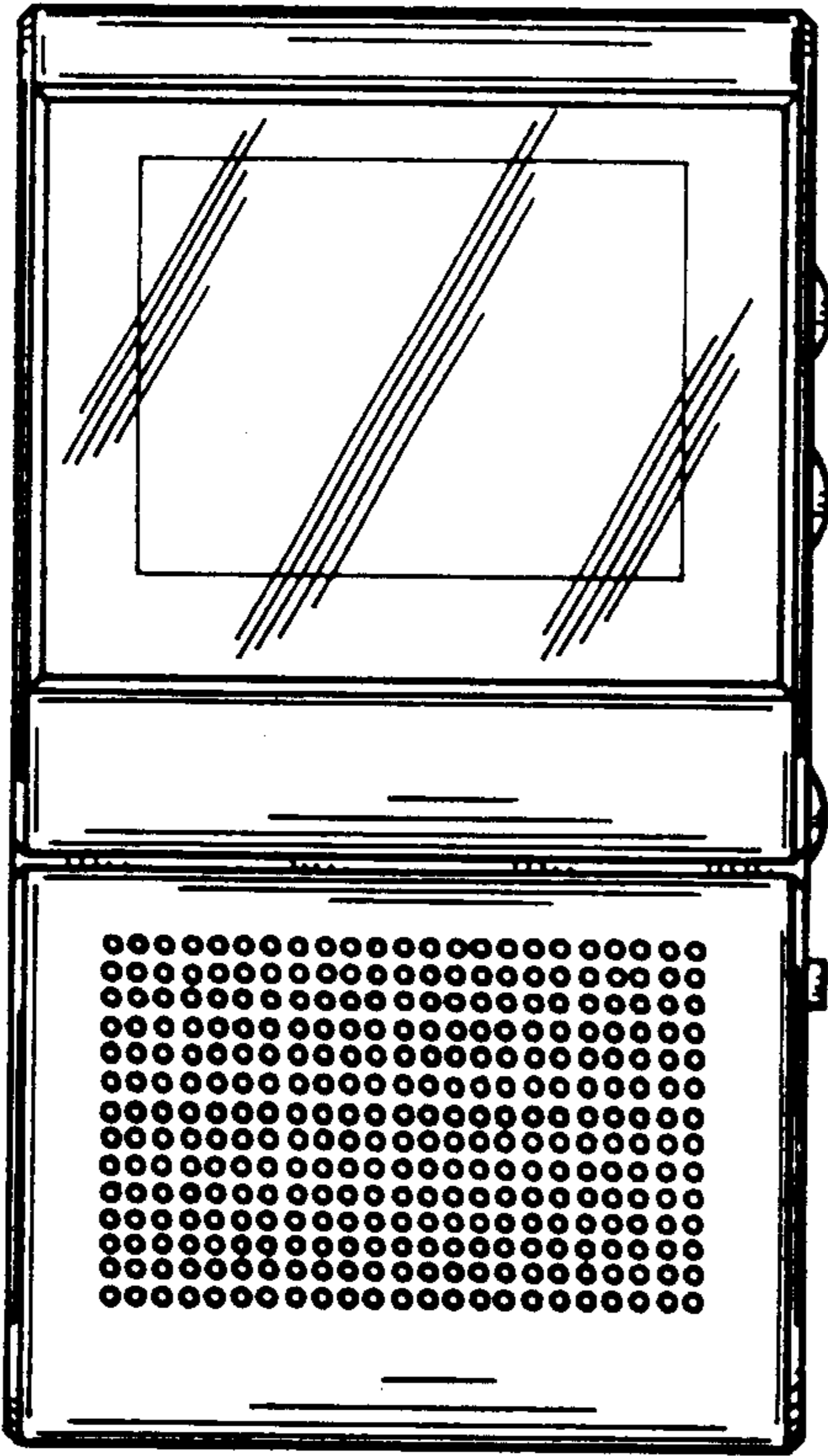
[57] CLAIM

The ornamental design for a television set, as shown and described.

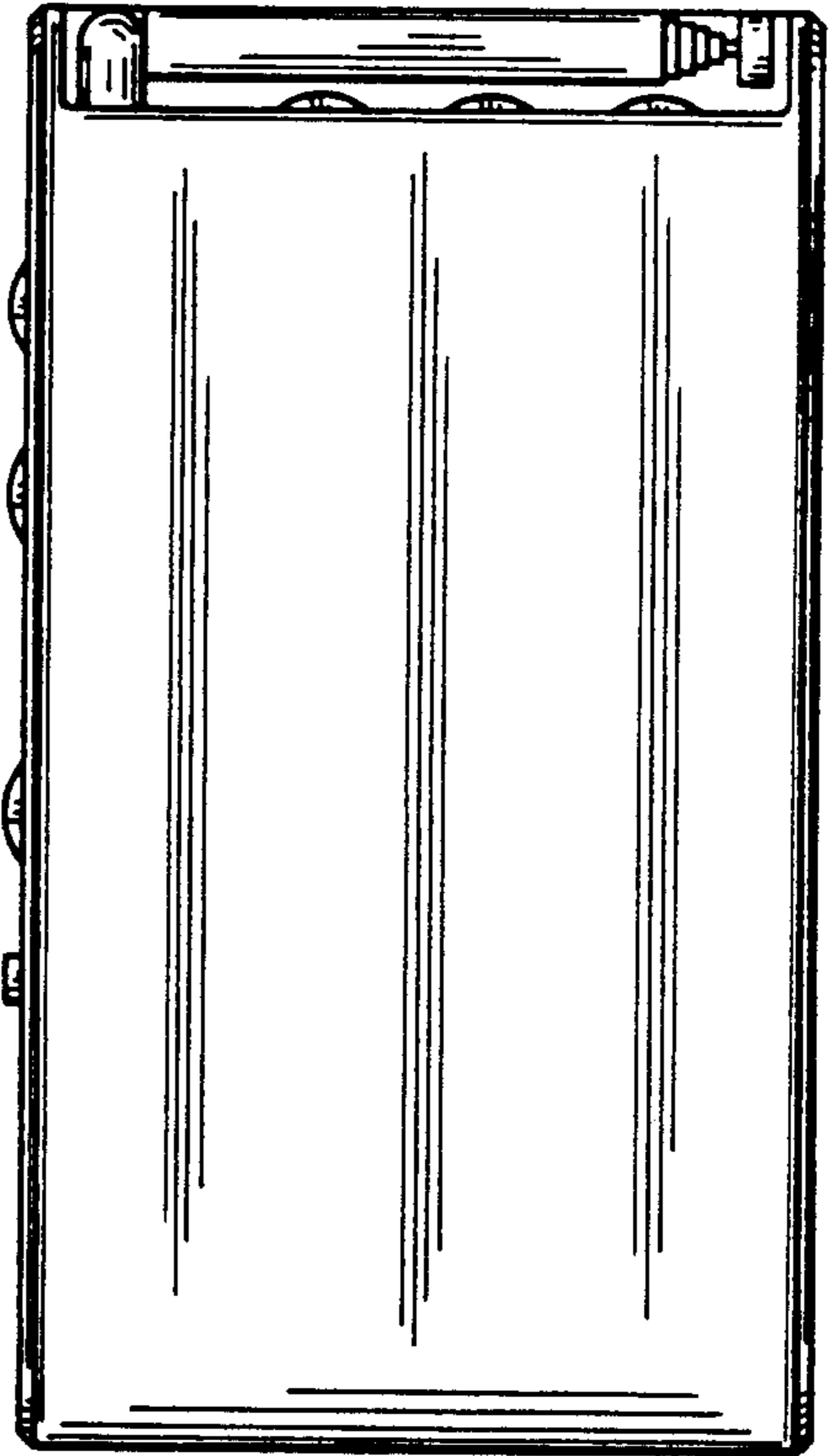
DESCRIPTION

FIG. 1 is a front elevational view of a television set showing my new design;
 FIG. 2 is a rear elevational view thereof;
 FIG. 3 is a top plan view thereof;
 FIG. 4 is a bottom plan view thereof;
 FIG. 5 is a right side elevational view thereof rotated 90 degrees from FIG. 1, and
 FIG. 6 is a left side elevational view thereof rotated 90 degrees from FIG. 1.







FIG_1




FIG_2




FIG_3



FIG_4



FIG_5



FIG_6