

[54] FUEL PRESSURE REGULATOR
 [76] Inventor: Paul D. Sergi, 2351 Ravenna Rd.,
 Hudson, Ohio 44236
 [**] Term: 14 Years
 [21] Appl. No.: 182,580
 [22] Filed: Apr. 18, 1988
 [52] U.S. Cl. D10/49; D23/233
 [58] Field of Search D10/46, 49, 85, 96;
 D23/233, 235; 48/190, 191; 73/198, 199, 431,
 756; 137/484.8, 505.12, 505.41, 505.42, 505.18,
 505.36, 505.37, 505.26, 505.34, 505.35, 505.13

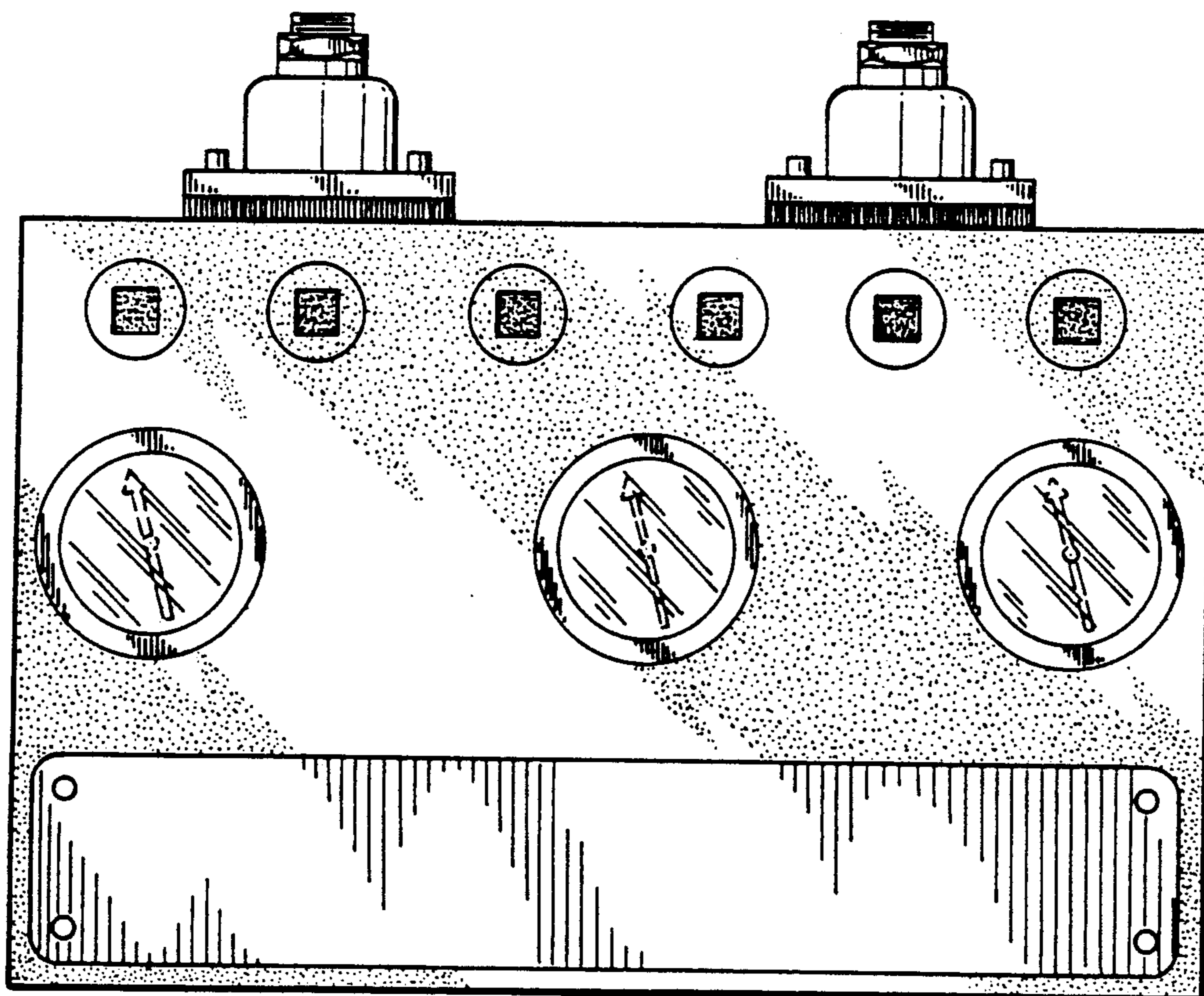
D. 275,616 9/1984 Gray D23/235 X
 2,662,348 12/1953 Jacobsson 137/505.41
 2,998,021 8/1961 Becker 137/505.42 X
 3,323,535 6/1967 Klemm et al. 137/505.42 X
 3,446,227 5/1969 Grayson 137/505.41 X

Primary Examiner—Nelson C. Holtje
 Assistant Examiner—Antoine D. Davis
 Attorney, Agent, or Firm—Renner, Kenner, Greive,
 Bobak, Taylor & Weber

[56] References Cited
 U.S. PATENT DOCUMENTS
 D. 167,385 8/1952 Benzel D23/235
 D. 179,112 11/1956 Becker D23/235 X
 D. 179,181 11/1956 Becker D23/235 X
 D. 189,833 2/1961 Becker D23/235
 D. 195,994 8/1963 Sandler D23/235
 D. 232,085 7/1974 Benzing D10/49 X

[57] CLAIM
 The ornamental design for a fuel pressure regulator, as shown.

DESCRIPTION
 FIG. 1 is a front elevational view of a fuel pressure regular showing my new design; the rear elevational view being flat, plain and unornamented;
 FIG. 2 is a left side elevational view, the right side elevational view being identical;
 FIG. 3 is a top plan view thereof.
 The back, side and bottom are plain flat panels.



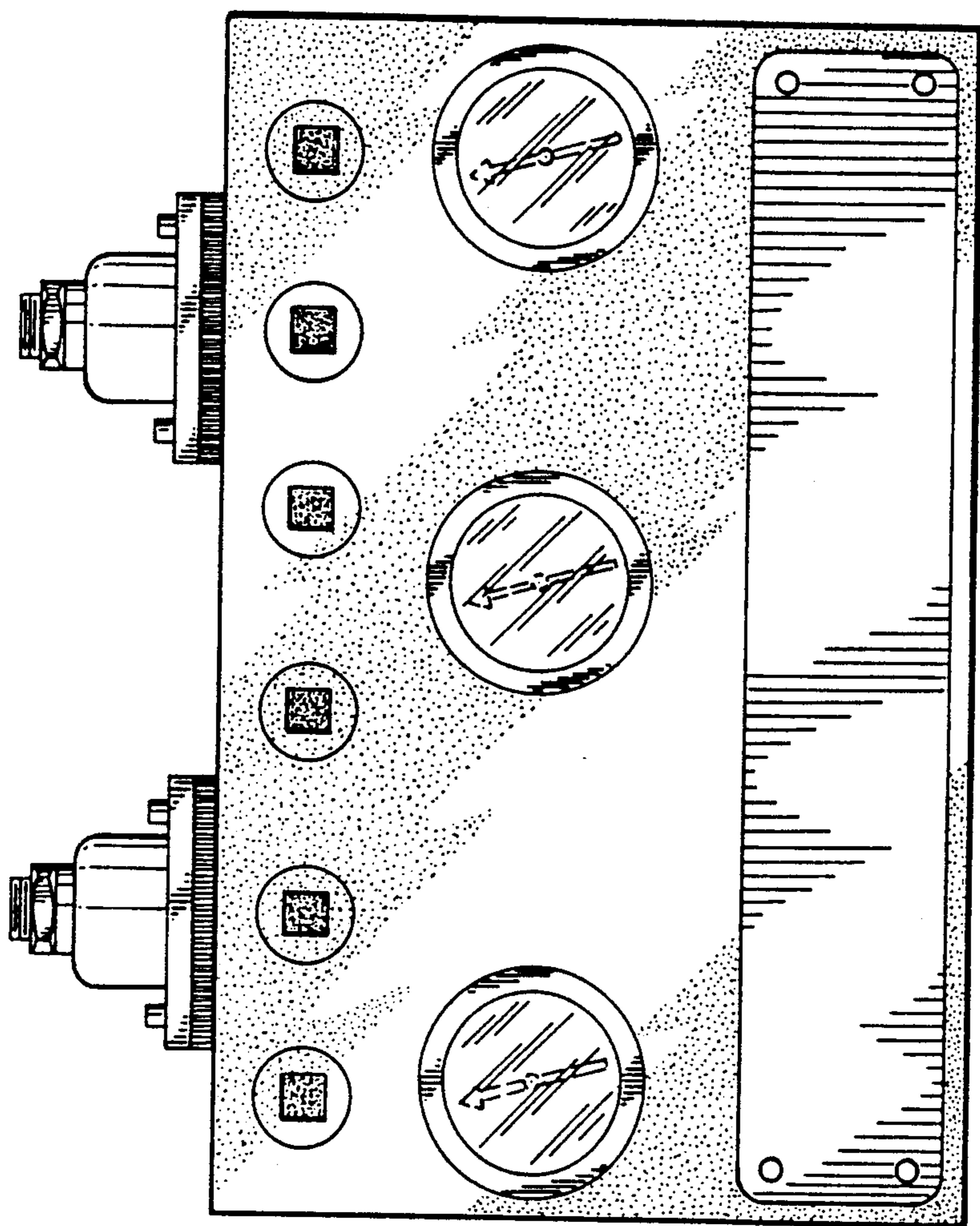


FIG. -1

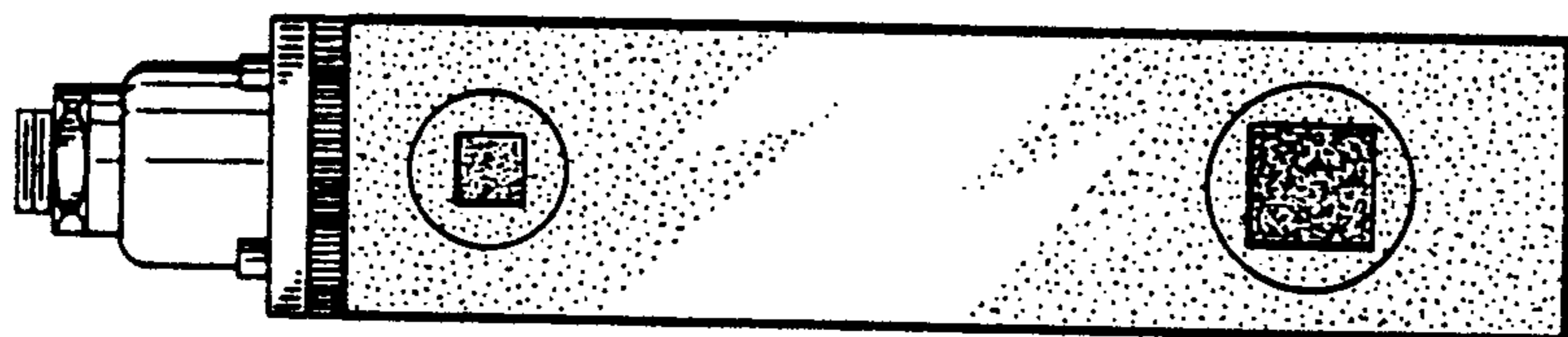


FIG. -2



FIG. -3