

[54] **GUN STAND**
 [76] **Inventor: Leslie A. Albright, Sr., Rte. #2, Janesville, Wis. 53545**
 [**] **Term: 14 Years**
 [21] **Appl. No.: 83,297**
 [22] **Filed: Aug. 10, 1987**
 [52] **U.S. Cl. D6/417; D22/147; D6/552**
 [58] **Field of Search D3/36, 38; 224/42.4 S, 224/42.4 R, 273, 913; 248/121; 211/64, 163; D8/1; D22/147; D6/417, 552**

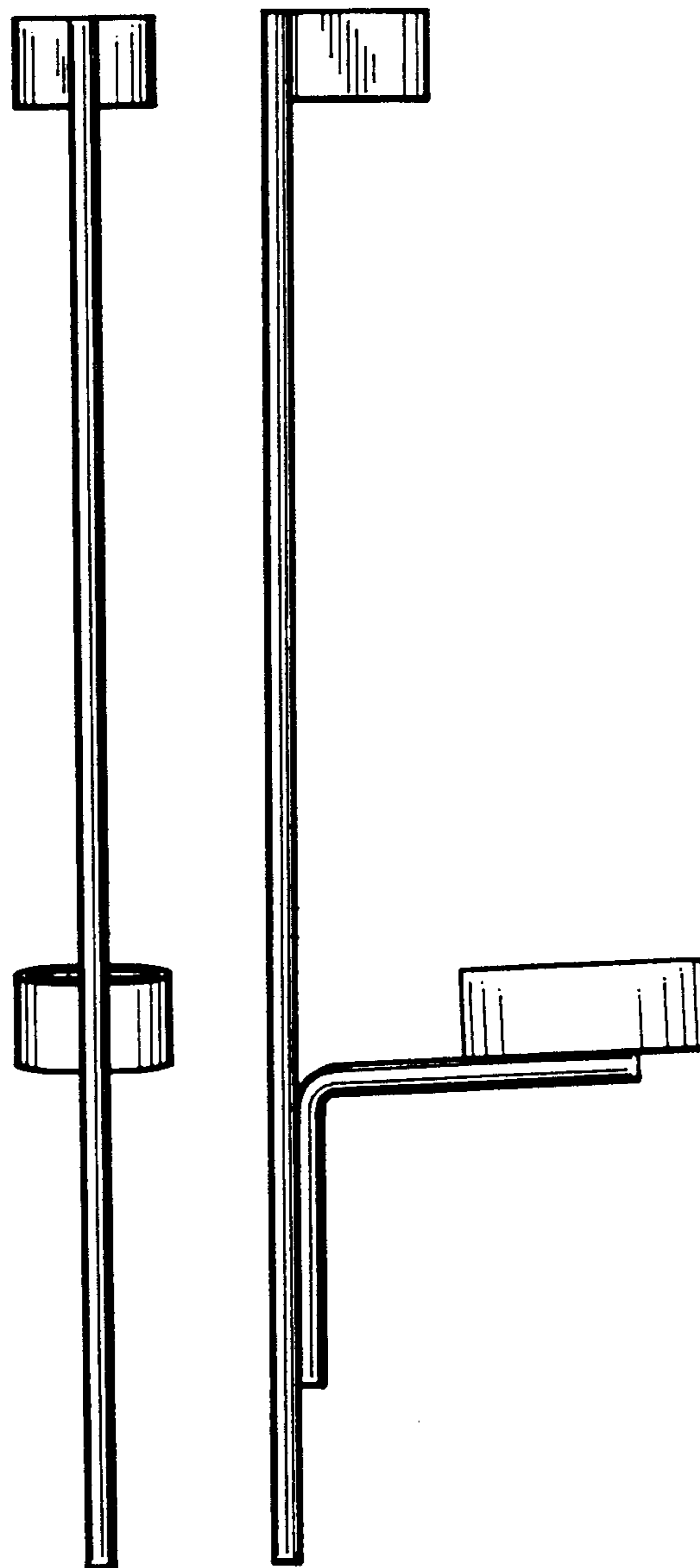
2,692,069 10/1954 Winters et al. 211/64 X
 2,783,896 3/1957 Agostini et al. 211/64
 3,061,976 11/1962 Carroll et al. D8/1 X
 3,952,878 4/1976 Gorham 211/64
 4,057,180 11/1977 Whittaker 224/42.45 X
 4,089,423 5/1978 Gorham et al. 211/64
 4,144,971 3/1979 Balibrea 211/64

Primary Examiner—James R. Largen
Attorney, Agent, or Firm—Jerry T. Kearns

[56] **References Cited**
U.S. PATENT DOCUMENTS
 D. 184,672 3/1959 Fitzgerald D6/468
 D. 221,279 7/1971 Erickson D22/147
 D. 271,920 12/1983 Sanker D6/417
 D. 286,591 11/1986 Russell D6/417
 1,799,049 3/1931 Kreuger 248/121

[57] **CLAIM**
 The ornamental design for a gun stand, as shown and described.

DESCRIPTION
 FIG. 1 is a front elevational view of a gun stand showing my new design;
 FIG. 2 is a rear elevational view thereof;
 FIG. 3 is a right side elevational view thereof;
 FIG. 4 is a left side elevational view thereof;
 FIG. 5 is a top plan view thereof; and,
 FIG. 6 is a bottom plan view thereof.



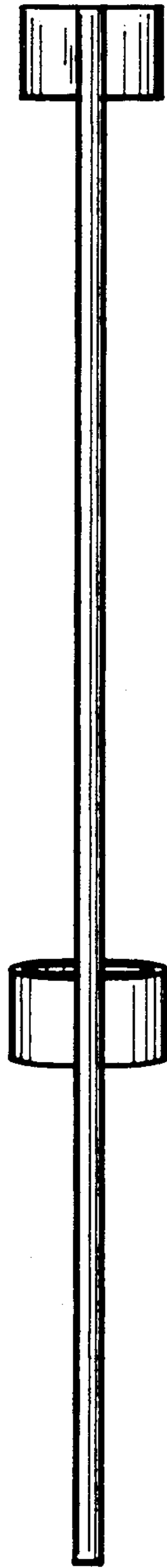


Fig. 1

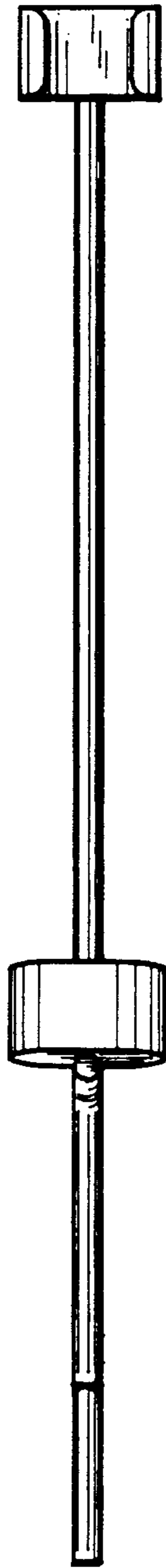


Fig. 2

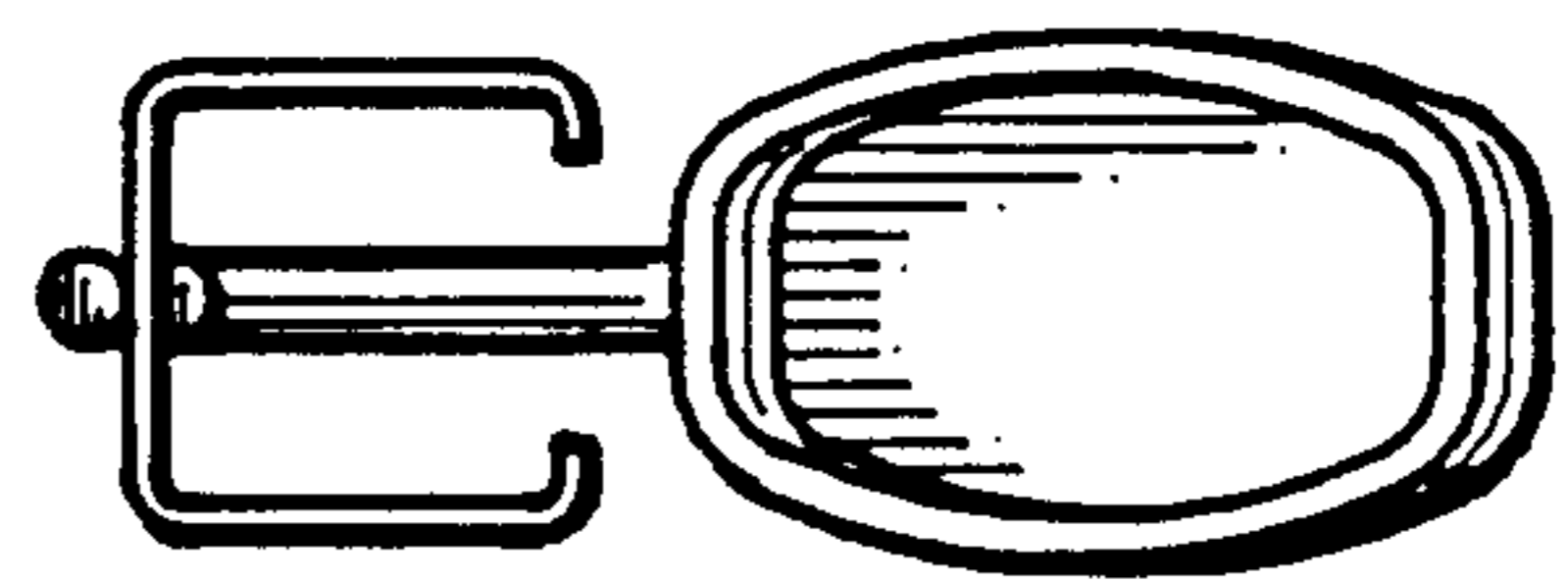


Fig. 5

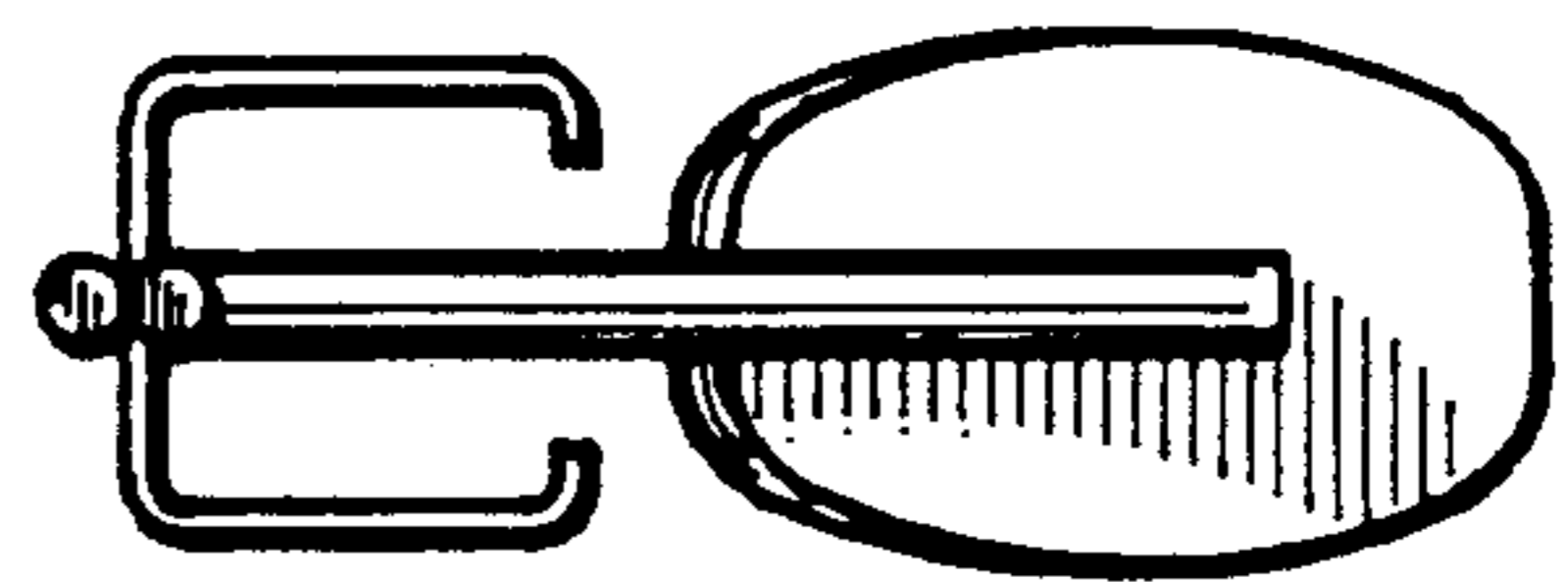


Fig. 6

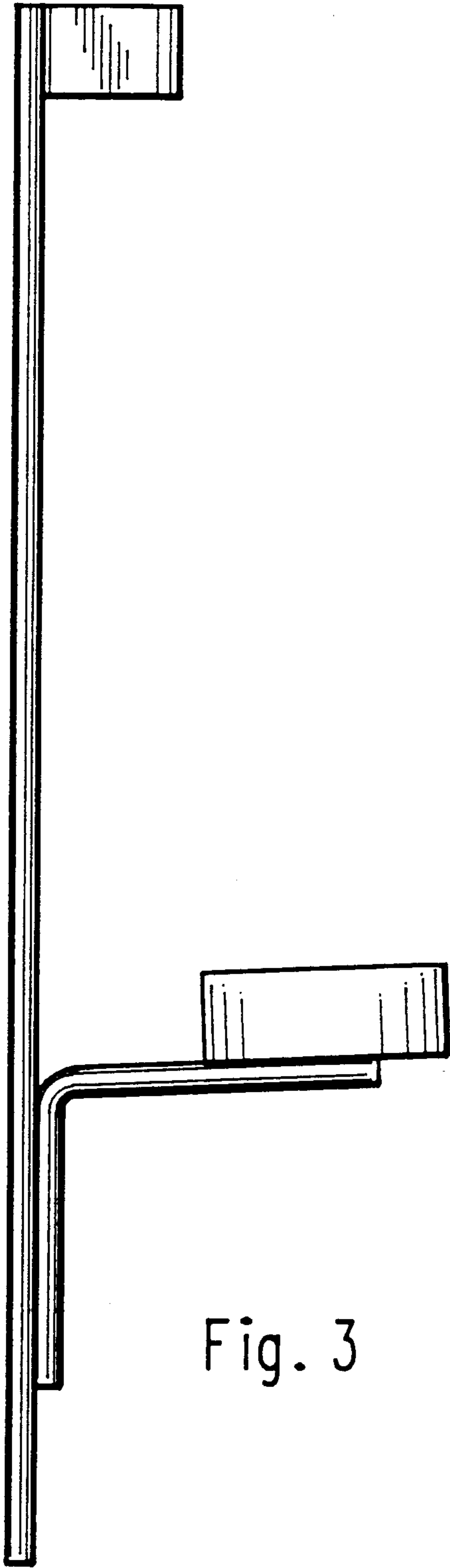


Fig. 3

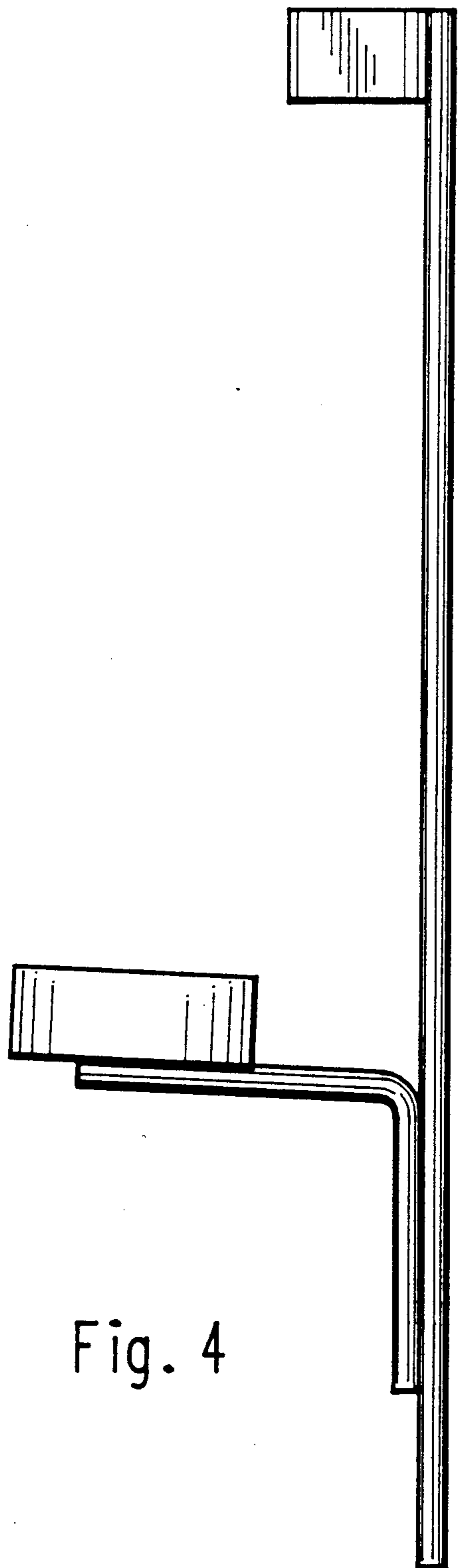


Fig. 4