

[54] CHAIR

[76] Inventor: Paolo Favaretto, Via Lovarini N.31, 35100 Padova, Italy

[**] Term: 14 Years

[21] Appl. No.: 626,346

[22] Filed: Jun. 29, 1984

[30] Foreign Application Priority Data

May 30, 1984 [CA] Canada 30-05-84-9

[52] U.S. Cl. D6/373; D6/380

[58] Field of Search D6/334, 370, 371, 372, D6/373, 379, 380; 297/411, 419, 453, 454

[56] References Cited

U.S. PATENT DOCUMENTS

- D. 202,775 11/1965 Rowland D6/373
- D. 224,824 9/1972 Buhk D6/373
- D. 224,952 10/1972 Wilson D6/373
- D. 225,195 11/1972 Lange D6/373
- D. 236,049 7/1975 Tacke D6/373
- D. 236,395 8/1975 Kinsman D6/374 X
- D. 240,372 7/1976 Vrignaud D6/373 X
- D. 243,425 2/1977 Gibson D6/373
- D. 243,572 3/1977 Offredi D6/373
- D. 246,813 1/1978 Tolleson D6/373

Primary Examiner—Bruce W. Dunkins
Assistant Examiner—Ann Hunt
Attorney, Agent, or Firm—Sughrue, Mion, Zinn, Macpeak & Seas

[57] CLAIM

The ornamental design for a chair, as shown and described.

DESCRIPTION

FIG. 1 is a front perspective view from above and to one side of a chair showing a first embodiment of my design;

FIG. 2 is a rear perspective view from below corresponding to FIG. 1;

FIG. 3 is a view similar to FIG. 1 showing a second embodiment of my design which is the same as the embodiments of FIGS. 1 and 2 except for the omission of perforations in the seat and back;

FIG. 4 is a front perspective view from one side and above of a chair according to a third embodiment of my design;

FIG. 5 is a rear perspective view from below corresponding to FIG. 4.

A fourth embodiment of my design (not shown) would be the same as the chair of FIGS. 4 and 5 but without the perforations in the seat and back.




FIG. 1




FIG. 2

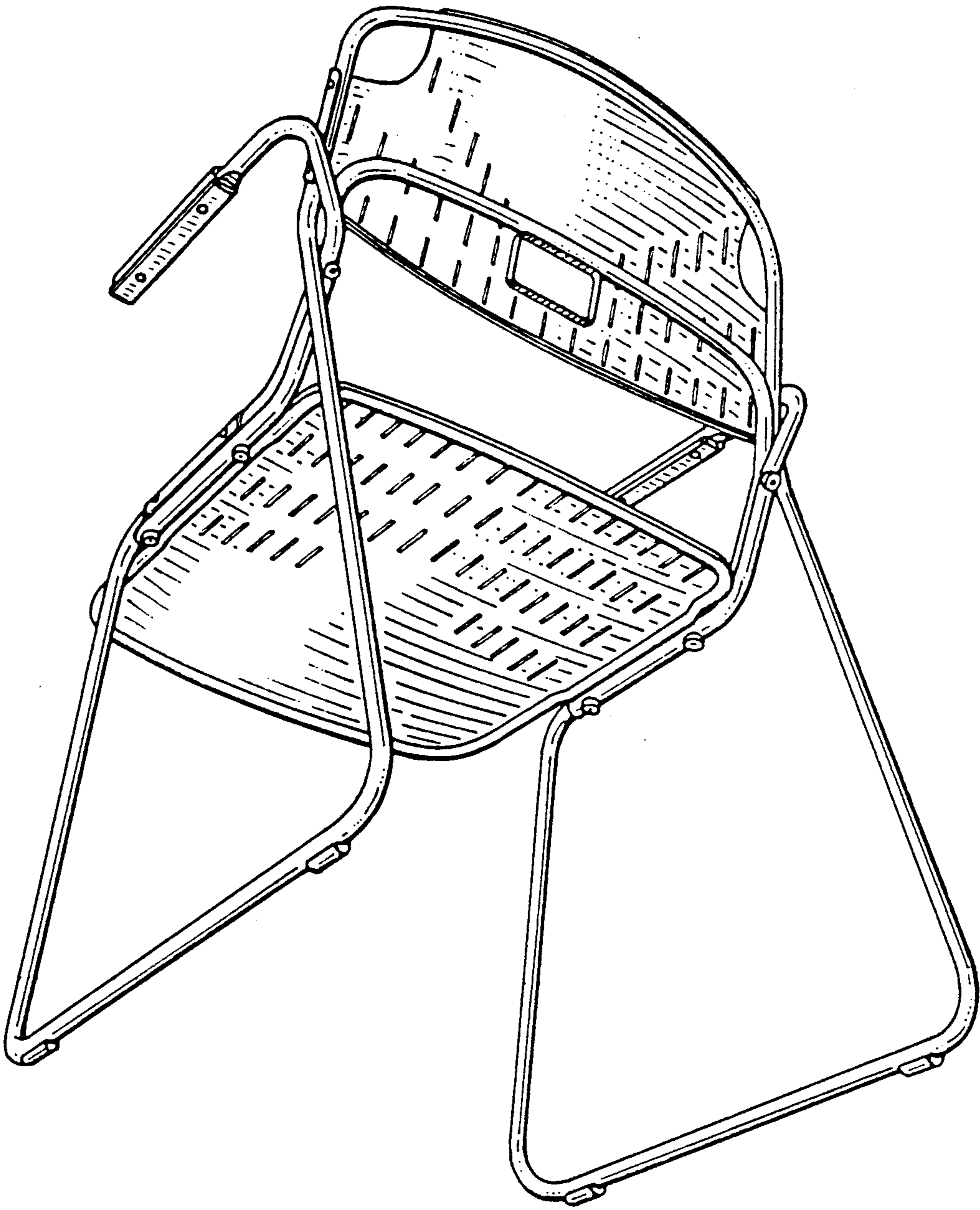


FIG. 3



FIG. 4




FIG. 5

