

[54] COMBINED DISPENSING CONTAINER AND BRUSH

[75] Inventors: Herbert Buecheler, Erkrath; Georg Bosserhoff, Langenfeld, both of Fed. Rep. of Germany

[73] Assignee: Henkel Kommanditgesellschaft auf Aktien, Duesseldorf-Holthausen, Fed. Rep. of Germany

[**] Term: 14 Years

[21] Appl. No.: 90,266

[22] Filed: Aug. 27, 1987

[30] Foreign Application Priority Data

Feb. 27, 1987 [WO] World Int. Prop. O. ... DM/008 252

[52] U.S. Cl. D4/114; D9/338; D9/399

[58] Field of Search D4/114, 116, 127; D9/300, 337-338, 349, 352, 355, 390, 399, 435-436, 452-454; 401/183, 190, 194, 269-270, 277, 286

[56] References Cited

U.S. PATENT DOCUMENTS

D. 254,708 4/1980 Mack D9/337

D. 262,672	1/1982	Chase et al.	D4/127
D. 299,810	2/1989	Trickett	D9/300
2,669,740	2/1954	Main	D4/114
2,932,840	4/1960	Lathrop	401/183 X
3,545,874	12/1970	Schartzman	401/269 X

OTHER PUBLICATIONS

Aerosol Age, Jan. 1986, p. 35, Container on the far right of the page.

Primary Examiner—Wallace R. Burke

Assistant Examiner—Lavone D. Tabor

Attorney, Agent, or Firm—Ernest G. Szoke; Wayne C. Jaeschke

[57] CLAIM

The ornamental design for a combined dispensing container and brush, as shown and described.

DESCRIPTION

FIG. 1 is a side elevational view of a combined dispensing container and brush showing my new design;



FIG. 2 is a side elevational view thereof, shown with the cap removed;

FIG. 3 is a top plan view of FIG. 1;

FIG. 4 is a top plan view of FIG. 2;

FIG. 5 is a bottom plan view thereof.

The undisclosed sides are the same in appearance as the sides shown.






FIG. 1




FIG. 2

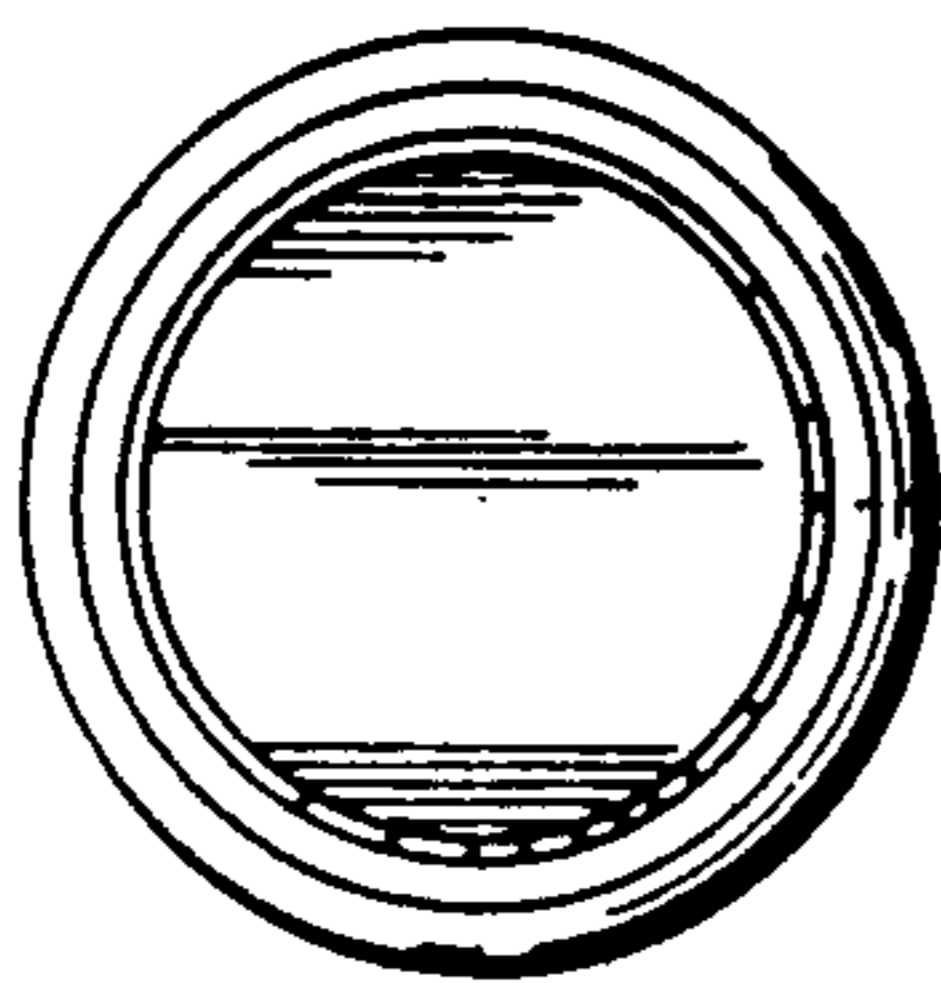


FIG. 3

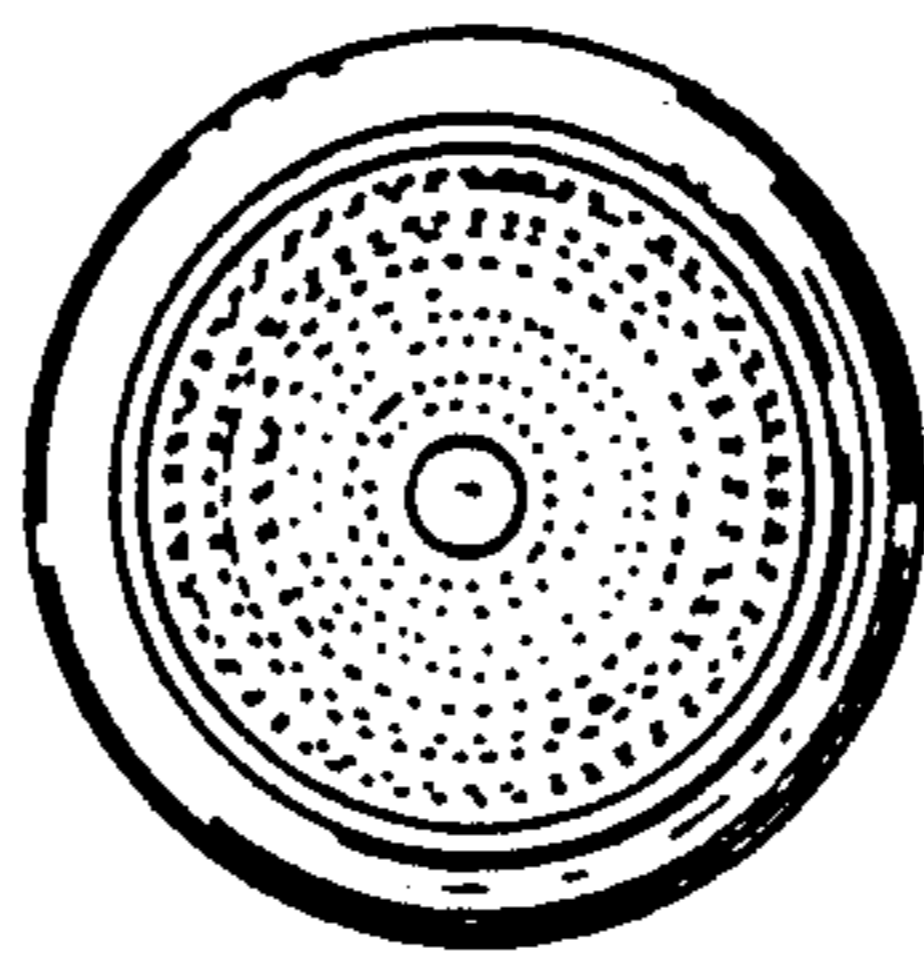


FIG. 4

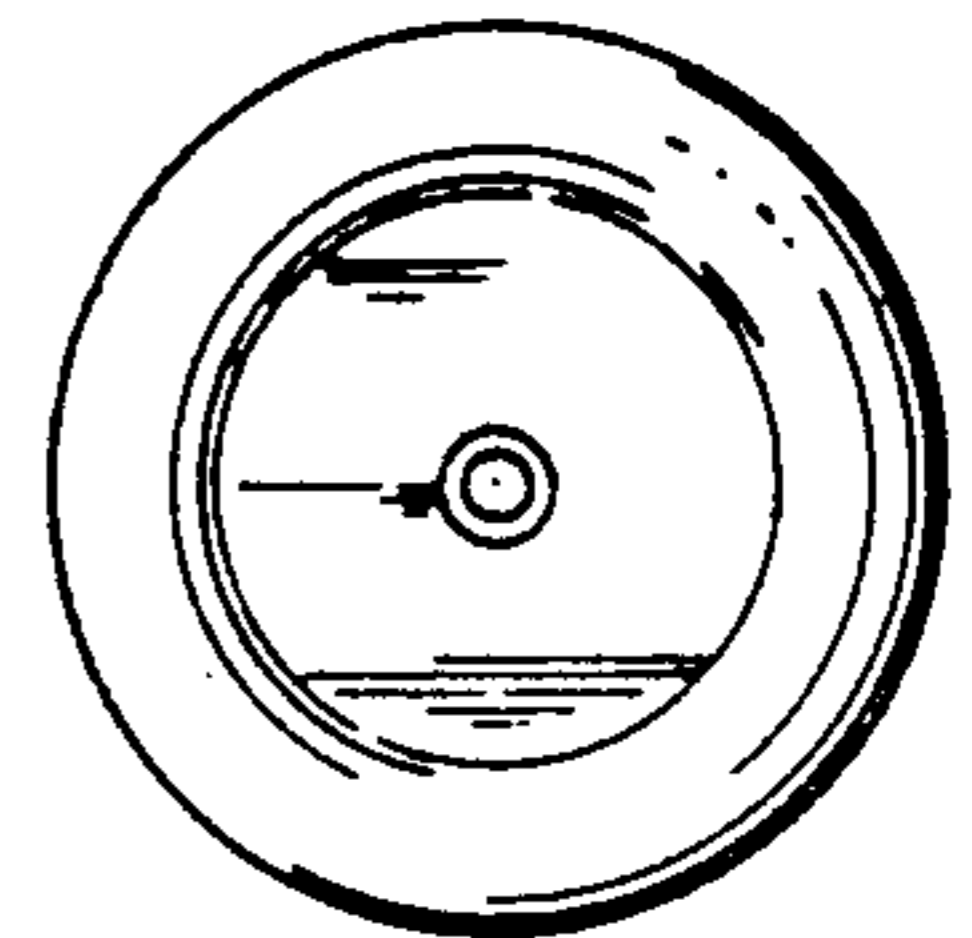


FIG. 5