

[54] **IRON**  
[75] **Inventor: Ludwig Littmann, Königstein/Ts, Fed. Rep. of Germany**  
[73] **Assignee: Braun Aktiengesellschaft, Frankfurt am Main, Fed. Rep. of Germany**  
[\*] **Notice: The portion of the term of this patent subsequent to Feb. 5, 2005 has been disclaimed.**  
[\*\*] **Term: 14 Years**  
[21] **Appl. No.: 212,757**  
[22] **Filed: Jun. 28, 1988**

[30] **Foreign Application Priority Data**  
Jan. 11, 1988 [DE] Fed. Rep. of Germany ... 73MR9652  
[52] **U.S. Cl. .... D32/70**  
[58] **Field of Search .... D32/68-73;**  
38/69, 74-75, 77.1-77.8, 77.81, 77.82, 77.83,  
77.9, 79, 82, 85, 88, 90; 219/245-247

[56] **References Cited**  
**U.S. PATENT DOCUMENTS**  
D. 284,800 7/1986 Cavalli ..... D32/70  
D. 291,130 7/1987 Brun ..... D32/70

D. 291,615 8/1987 Ogawa et al. .... D32/70  
4,702,933 10/1987 Kramer ..... 219/245 X

**FOREIGN PATENT DOCUMENTS**

5MR10588 4/1985 Fed. Rep. of Germany .  
73 MR 9391 5/1985 Fed. Rep. of Germany .  
73 MR 9441 12/1985 Fed. Rep. of Germany .  
5MR10728 11/1986 Fed. Rep. of Germany .

*Primary Examiner*—Wallace R. Burke  
*Assistant Examiner*—Lavone D. Tabor  
*Attorney, Agent, or Firm*—Fish & Richardson

[57] **CLAIM**

The ornamental design for an iron, as shown and described.

**DESCRIPTION**

FIG. 1 is a perspective view of an iron embodying my new design;  
FIG. 2 is a right side elevational view thereof;  
FIG. 3 is a left side elevational view thereof;  
FIG. 4 is a front elevational view thereof;  
FIG. 5 is a rear elevational view thereof;  
FIG. 6 is a bottom plan view thereof;  
FIG. 7 is a top plan view thereof.  
The conventional cord is partially shown in FIGS. 1, 2, 3, 5 and 7 and omitted in FIGS. 4 and 6 for ease of illustration.




FIG. 1

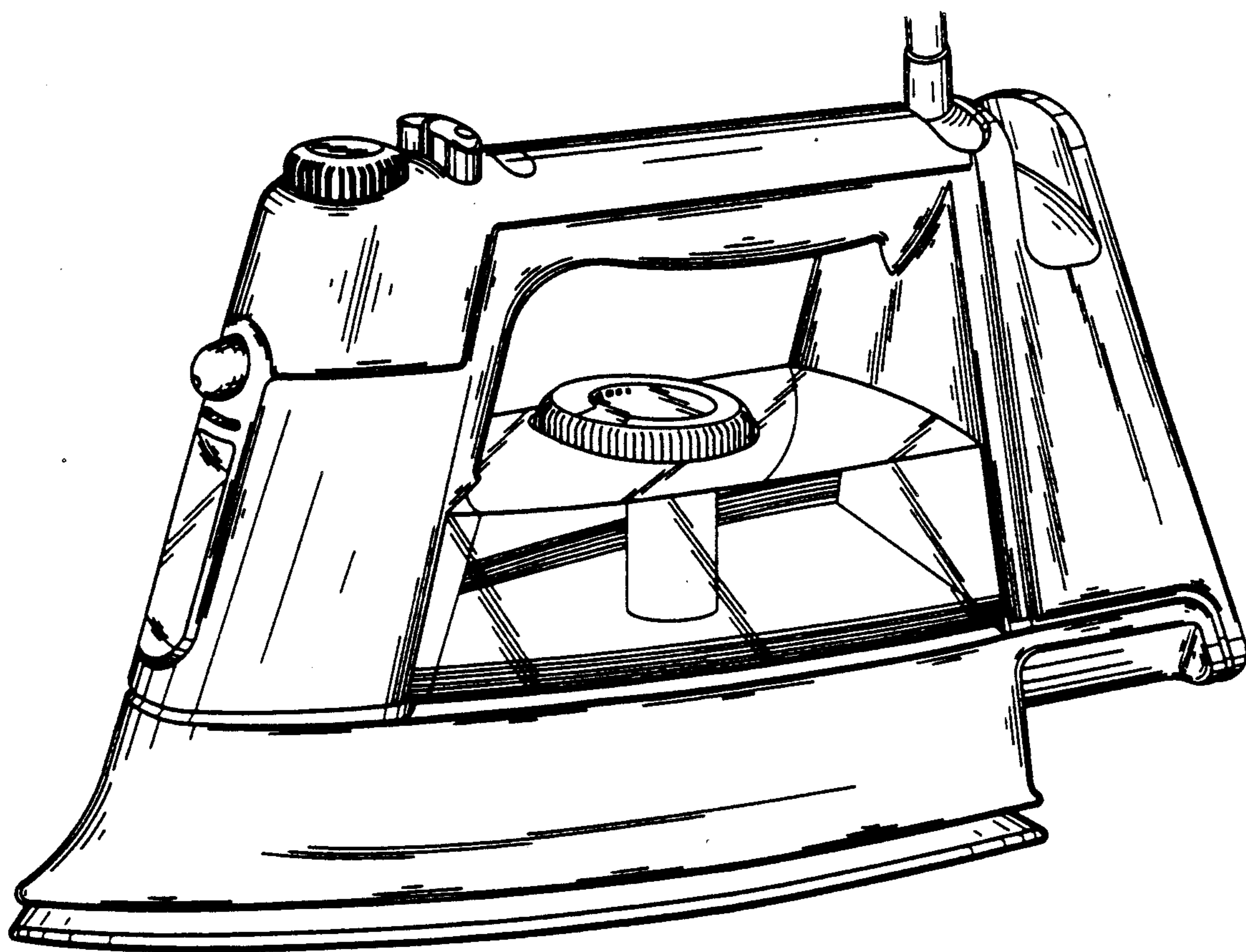


FIG. 2




FIG. 3




FIG. 4

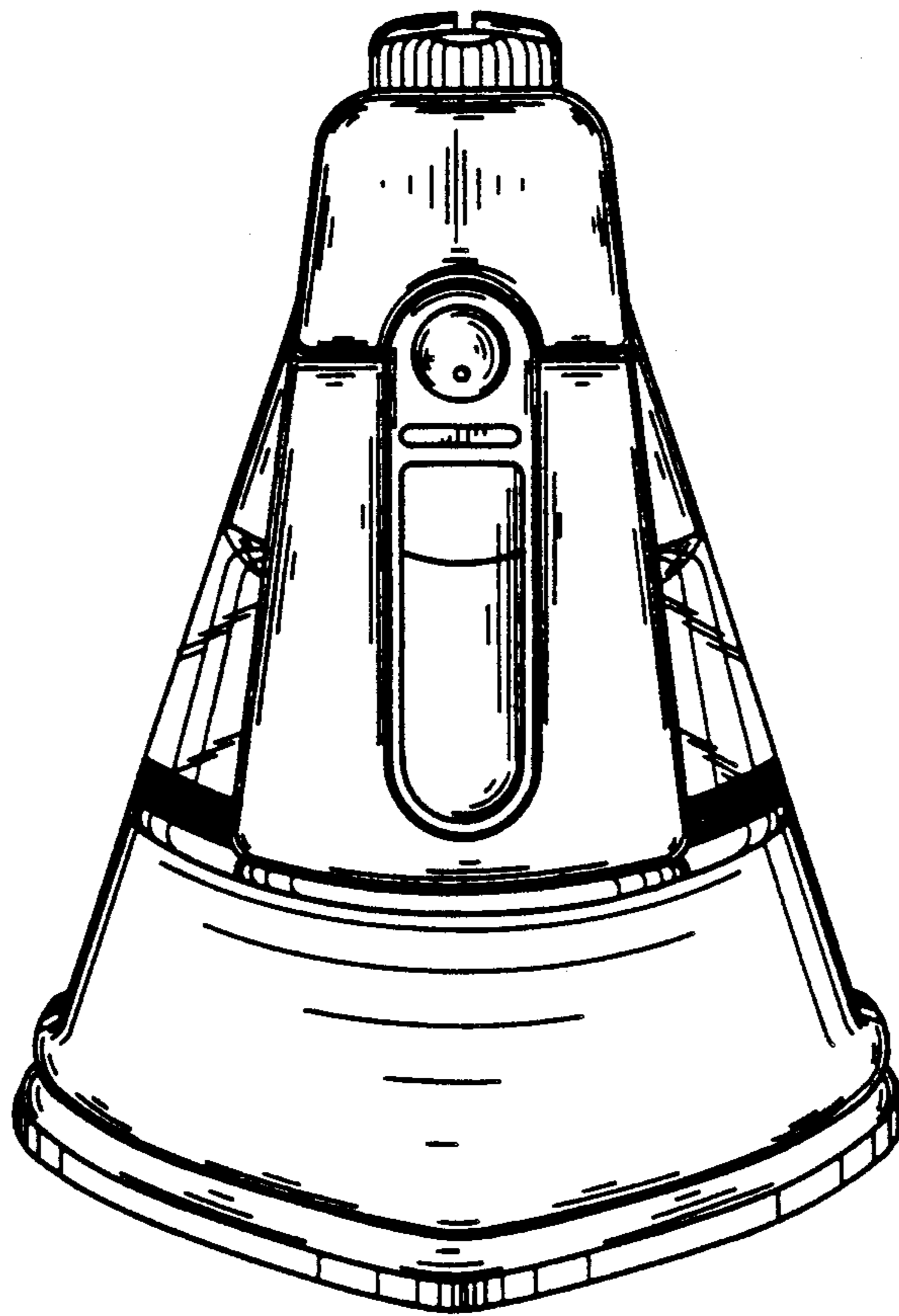


FIG. 5

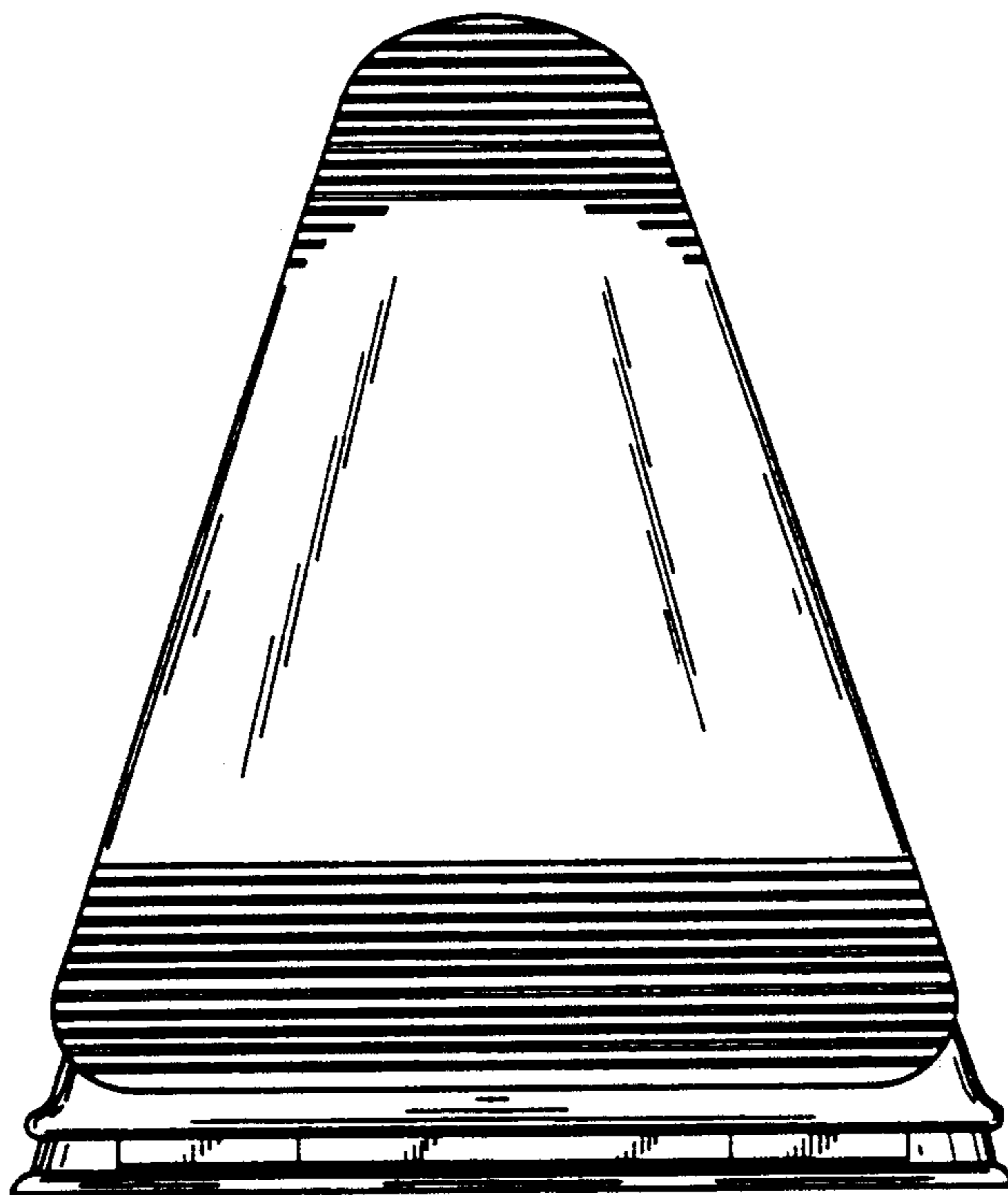


FIG. 6

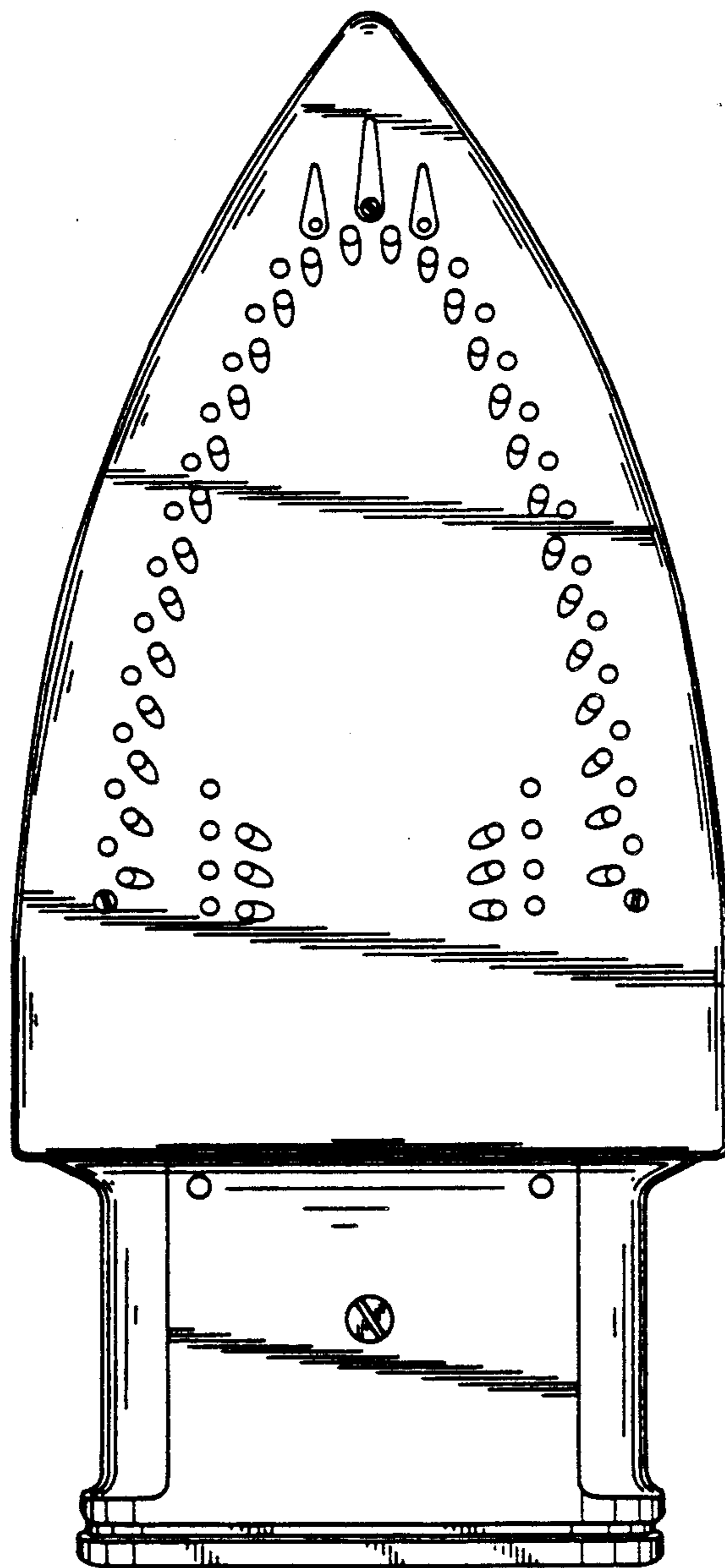


FIG. 7

