

[54] ELECTRONIC CALCULATOR

[75] Inventor: Yukinori Ido, Tokyo, Japan

[73] Assignee: Casio Computer Co., Ltd., Tokyo, Japan

[\*] Notice: The portion of the term of this patent subsequent to Jan. 22, 2005 has been disclaimed.

[\*\*] Term: 14 Years

[21] Appl. No.: 40,580

[22] Filed: Apr. 20, 1987

[30] Foreign Application Priority Data

Dec. 26, 1986 [JP] Japan ..... 61-52575

[52] U.S. Cl. .... D18/7

[58] Field of Search ..... D18/1, 2, 6, 7, 11, D18/12; D14/245; 200/5 A; 364/706-710

[56] References Cited

U.S. PATENT DOCUMENTS

- D. 258,740 3/1981 Matsumoto ..... D18/7  
D. 273,307 4/1984 Yamagami ..... D18/7  
D. 282,853 3/1986 Yoshioka et al. .... D18/7  
D. 287,507 12/1986 Yoshioka et al. .... D18/7

- D. 287,508 12/1986 Yoshioka et al. .... D18/7  
D. 297,547 9/1988 Sasaki ..... D18/7  
4,697,072 9/1987 Kawana ..... D18/7

OTHER PUBLICATIONS

*Office Products Dealer (OPD)*; Jul. 1985; p. 77; lower left corner.

*Hong Kong Enterprise*; Sep. 1985; p. 300; #601; lower left side.

Primary Examiner—Nelson C. Holtje

Assistant Examiner—Caron D. Veynar

Attorney, Agent, or Firm—Frishauf, Holtz, Goodman & Woodward

[57] CLAIM

The ornamental design for an electronic calculator, as shown.

DESCRIPTION

FIG. 1 is a top plan view of an electronic calculator showing my new design;

FIG. 2 is a rear elevational view thereof;

FIG. 3 is a right side elevational view thereof;

FIG. 4 is a left side elevational view;

FIG. 5 is a front elevational view thereof;

FIG. 6 is a bottom plan view thereof; and

FIG. 7 is a perspective view thereof.

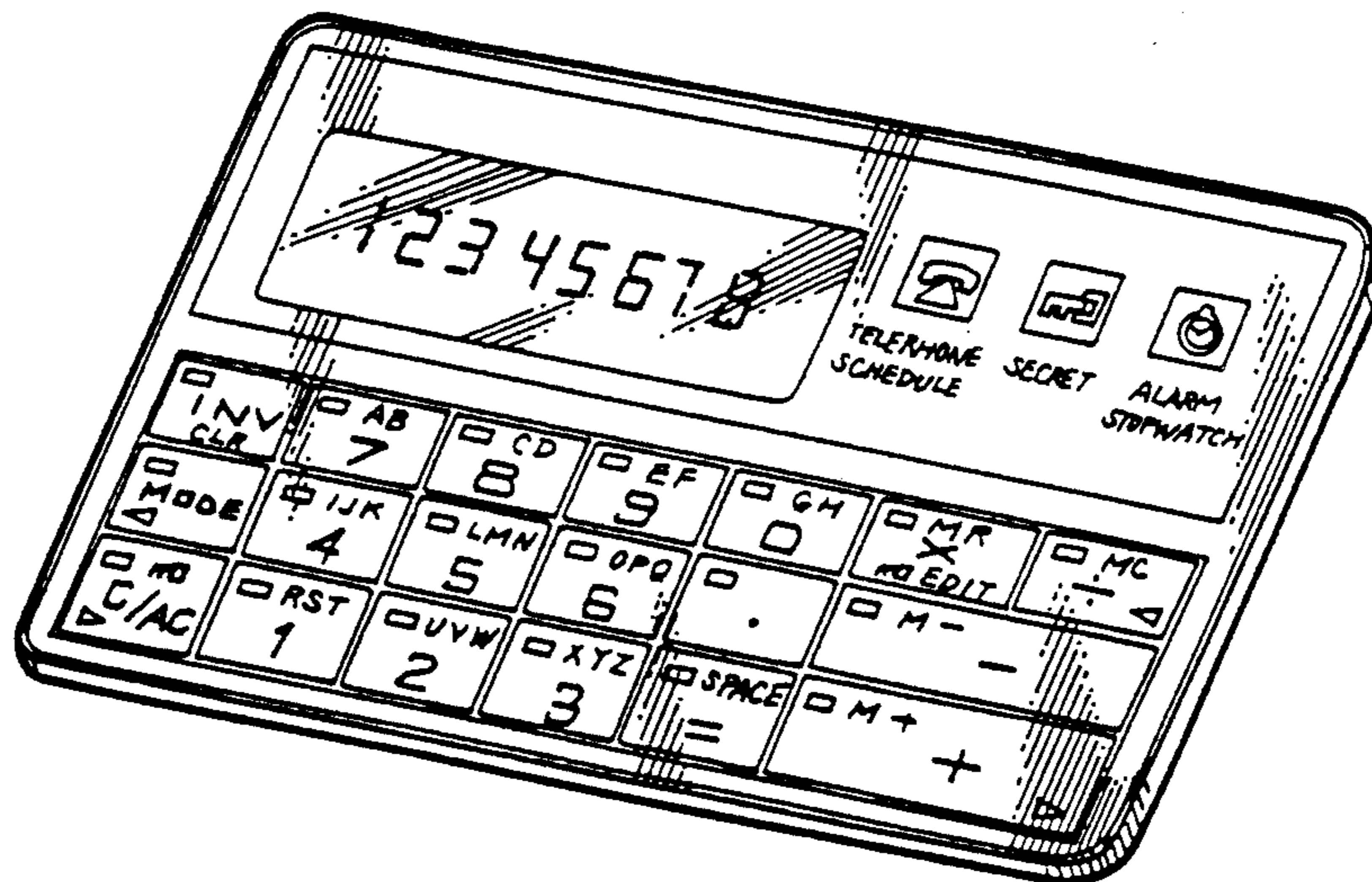


FIG. 2

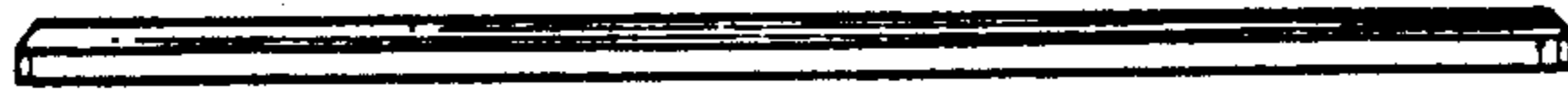


FIG. 4



FIG. 1

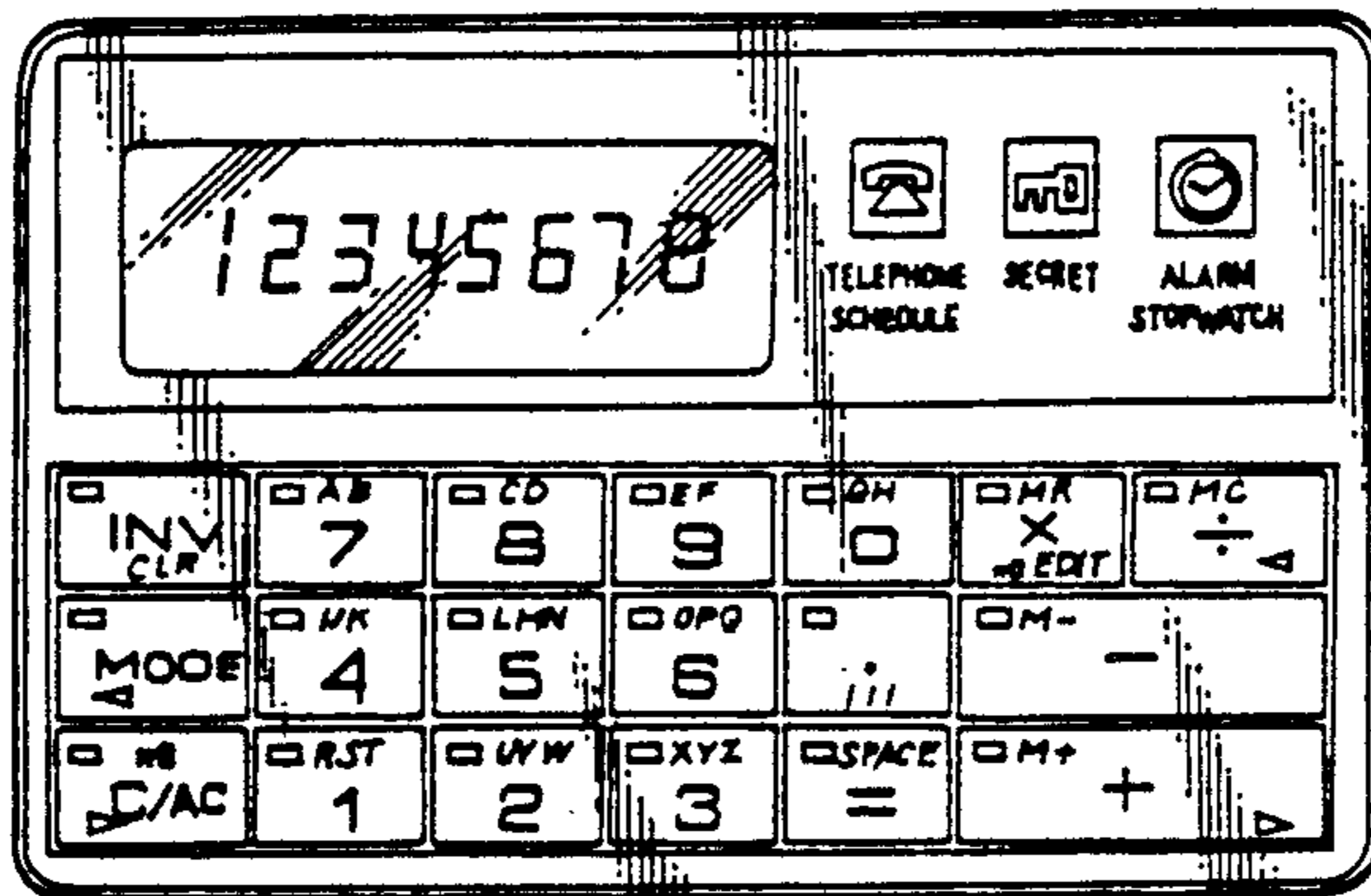


FIG. 3



FIG. 5




FIG. 6



FIG. 7

