

[54] **MAGNETIC DISC STILL CAMERA**

[75] **Inventor: Toru Shinano, Yokohama, Japan**

[73] **Assignee: Canon Kabushiki Kaisha, Tokyo, Japan**

[\*\*] **Term: 14 Years**

[21] **Appl. No.: 346,608**

[22] **Filed: May 2, 1989**

[30] **Foreign Application Priority Data**

Nov. 8, 1988 [JP] Japan ..... 63-49793

[52] **U.S. Cl. .... D16/202**

[58] **Field of Search ..... D16/200, 202, 203, 204, D16/208, 209, 212, 213, 216, 217, 218; 354/75, 79, 126, 149.11, 288; 358/229, 909**

[56] **References Cited**

**U.S. PATENT DOCUMENTS**

- D. 250,128 10/1978 Munakata et al. .... D16/218
- D. 260,997 9/1981 Asaki et al. .... D16/209
- 3,350,990 11/1967 Finelli et al. .... 354/126
- 3,768,387 10/1973 Hasegawa ..... 354/126

**FOREIGN PATENT DOCUMENTS**

63-261336 10/1988 Japan ..... 354/288

**OTHER PUBLICATIONS**

Photographic Trade News, vol. 4h, #8, 4/21/80.  
Popular Photography, May 1988 (Konica KC-10).


*Primary Examiner*—Bernard Ansher  
*Assistant Examiner*—Adir Aronovich  
*Attorney, Agent, or Firm*—Fitzpatrick, Cella, Harper & Scinto

[57] **CLAIM**


The ornamental design for a magnetic disc still camera, as shown and described.

**DESCRIPTION**


FIG. 1 is a front elevational view of a magnetic disc still camera showing my new design;  
FIG. 2 is a rear elevational view thereof;  
FIG. 3 is a top plan view thereof;  
FIG. 4 is a bottom plan view thereof;  
FIG. 5 is a left side elevational view thereof;  
FIG. 6 is a right side elevational view thereof; and  
FIG. 7 is a perspective view thereof.



*FIG. 1*



*FIG. 2*



*FIG. 3*

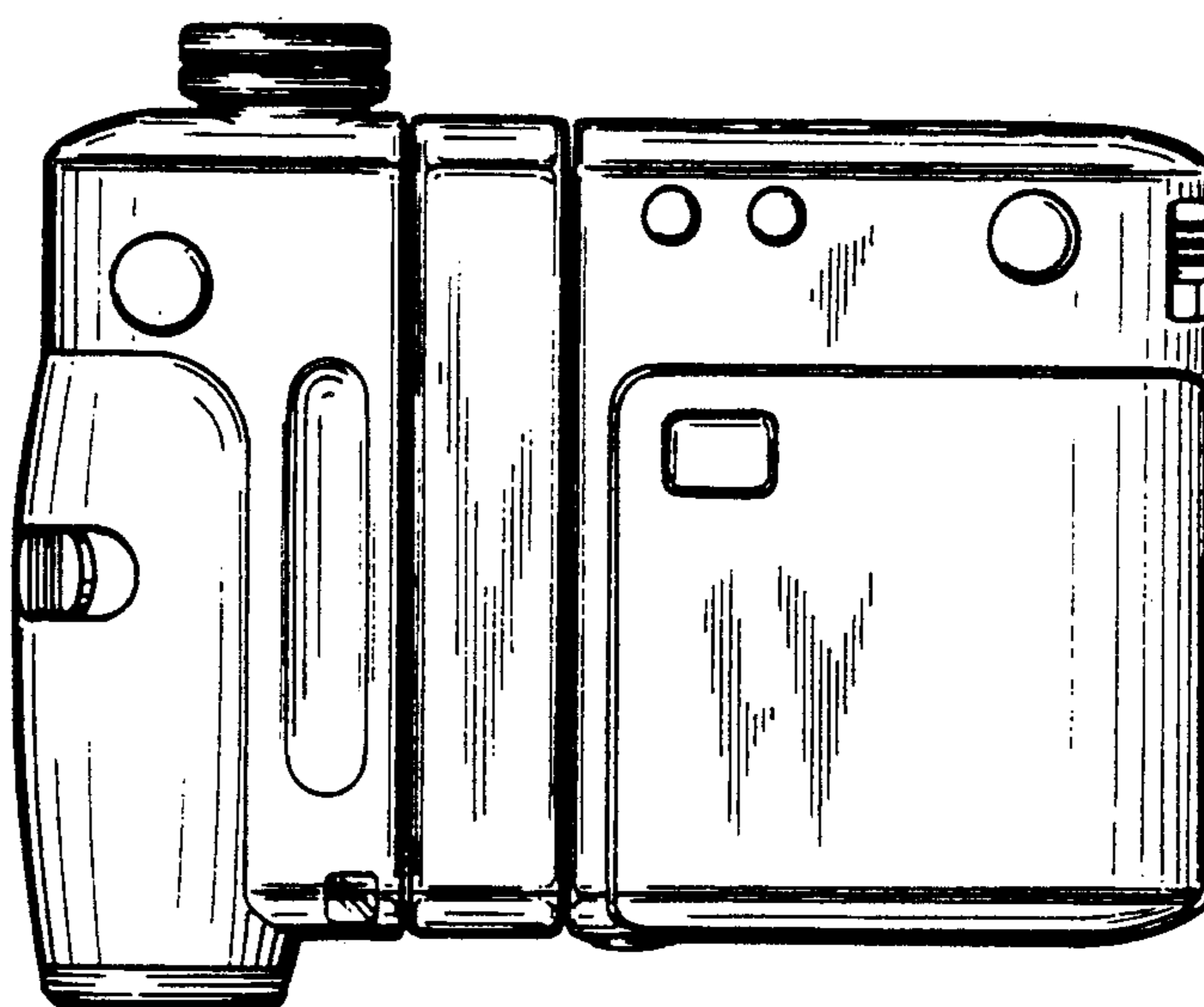


FIG. 4

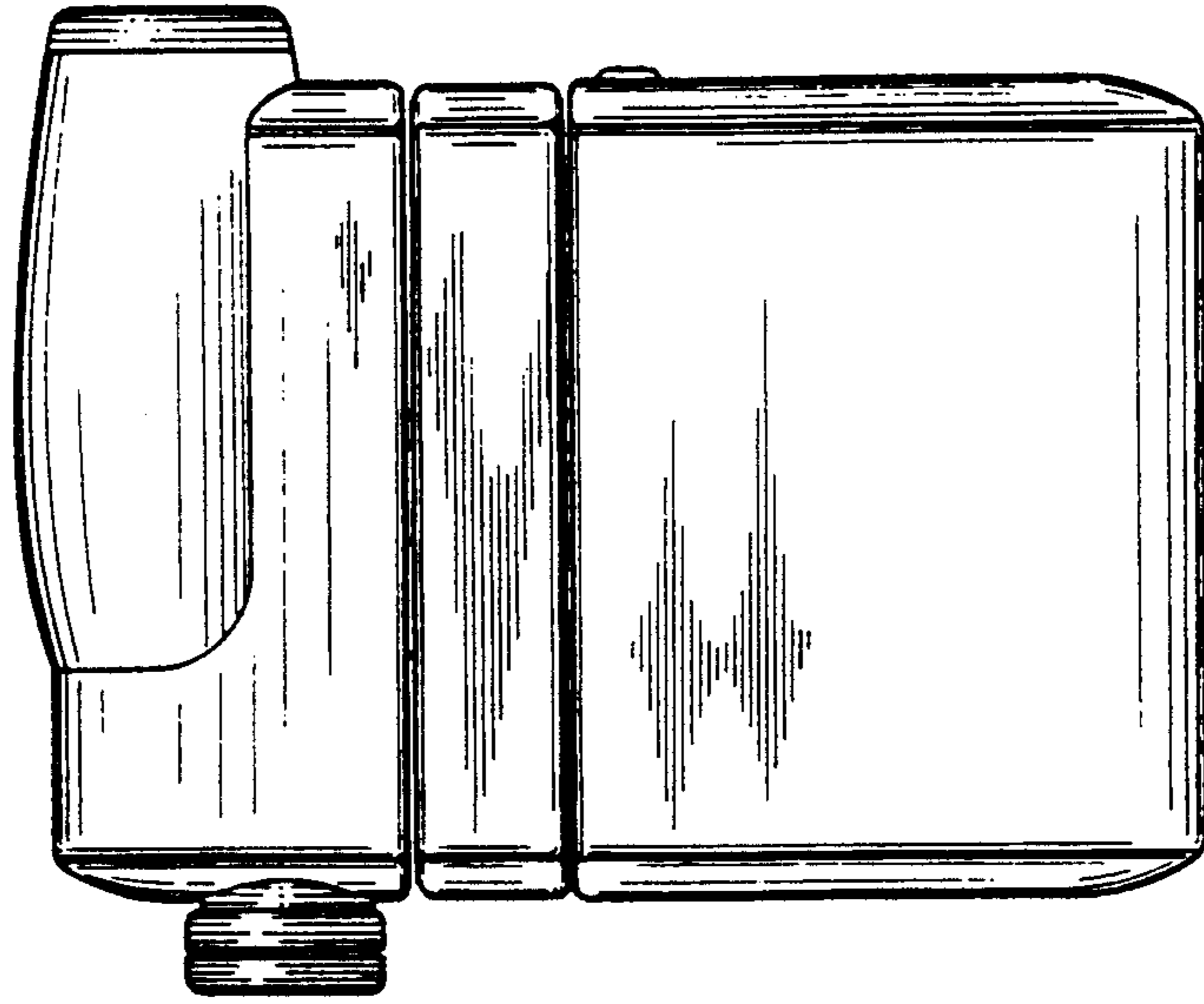


FIG. 5

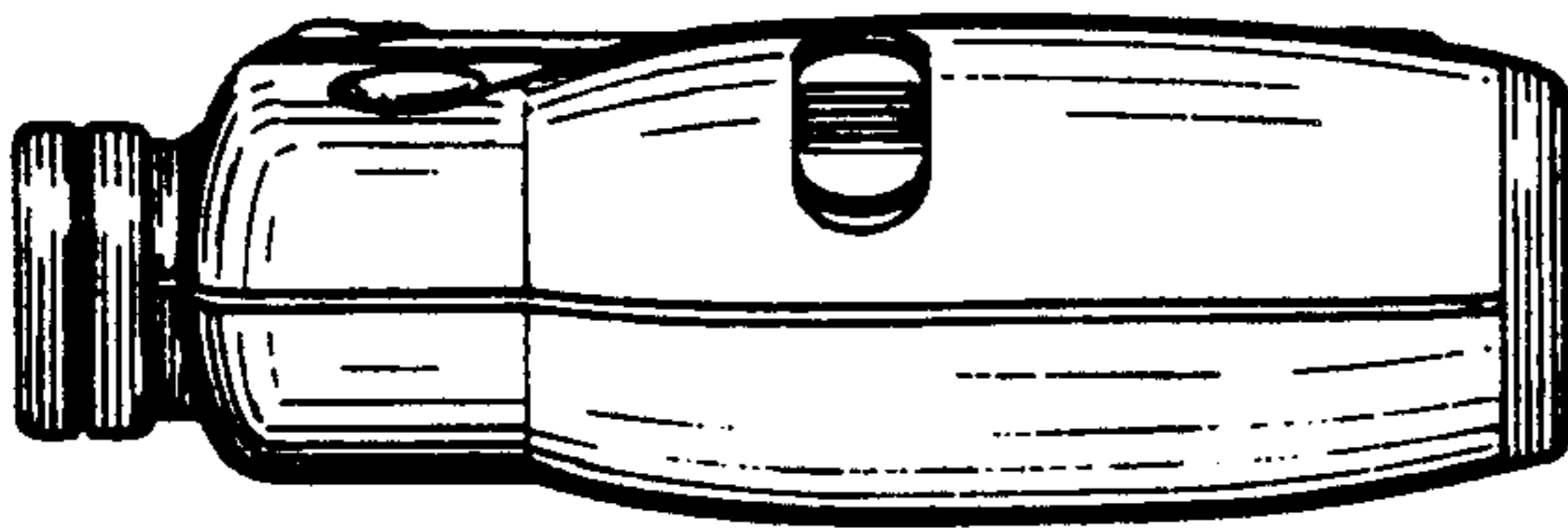


FIG. 6




FIG. 7

