

[54] COMBINED WALL PLATE AND SWITCHES

[75] Inventor: Francois Mongeau, Ile Bizard,
Canada

[73] Assignee: Nicolet Plastique Ltd., Nicolet,
Canada

[**] Term: 14 Years

[21] Appl. No.: 196,202

[22] Filed: May 19, 1988

[30] Foreign Application Priority Data

Mar. 28, 1988 [CA] Canada 28-03-88-5

[52] U.S. Cl. D13/170; D8/353

[58] Field of Search D8/350, 353; D13/32,
D13/37, 38, 170; 174/66; 280/241, 242; 200/5
A, 329

[56] References Cited

U.S. PATENT DOCUMENTS

D. 216,395 12/1969 Gallup D13/37
D. 227,577 7/1973 Mayo D13/32
D. 253,342 11/1979 Mayo D13/32

D. 288,195 8/1985 Roszel D8/353
4,131,870 12/1978 Hilgendorf et al. D13/32
4,733,017 3/1988 Wolfe-Taylor et al. 220/242
4,768,227 7/1988 Boxer D8/353

OTHER PUBLICATIONS

Architectural Record; 8/1986; p. 74; double switch
plate (right of center).

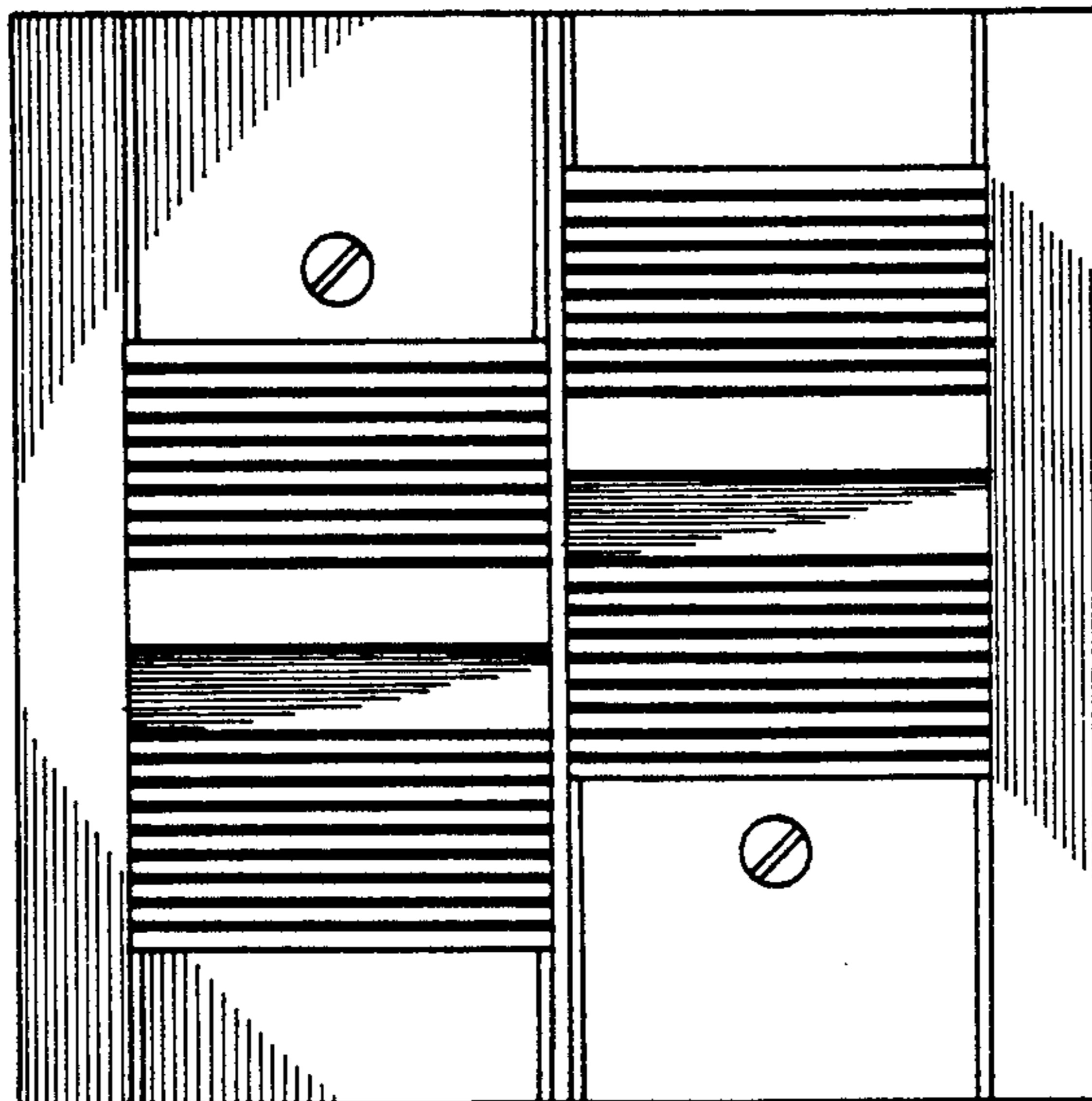

Primary Examiner—B. J. Bullock
Attorney, Agent, or Firm—Edwin E. Greigg

[57] CLAIM

The ornamental design for a combined wall plate and
switches, as shown and described.

DESCRIPTION

FIG. 1 is a perspective view of a combined wall plate and
switches showing my new design;
FIG. 2 is an enlarged front elevational view thereof, the
rear being unornamented;
FIG. 3 is an enlarged right side elevational view
thereof, the left side being a mirror image;
FIG. 4 is an enlarged bottom plan view thereof, the top
being a mirror image.






FIG. 1

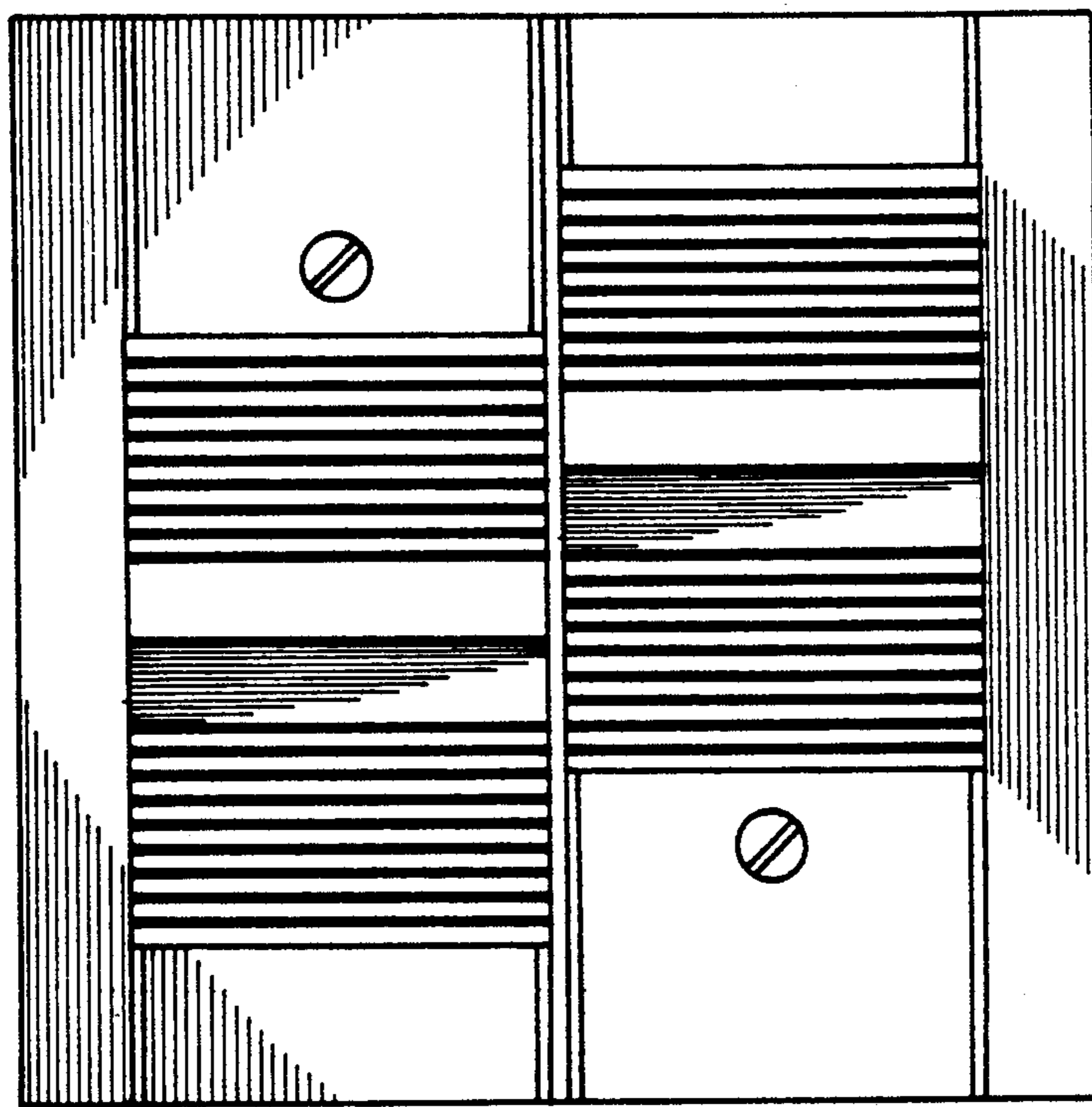


FIG. 2

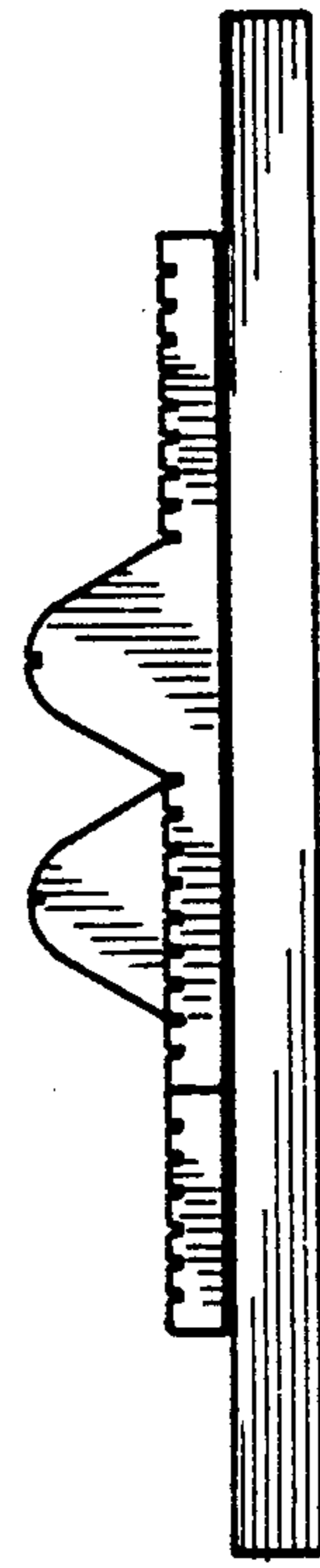


FIG. 3




FIG. 4