

[54] WRIST WATCH

[75] Inventor: Jean-Louis Dumas, Paris, France

[73] Assignee: La Montre Hermes, France

[**] Term: 14 Years

[21] Appl. No.: 157,243

[22] Filed: Feb. 18, 1988

[30] Foreign Application Priority Data

Aug. 26, 1987 [CH] Switzerland DM/009172

[52] U.S. Cl. D10/39

[58] Field of Search D10/1, 2, 30-40, D10/122-126; 368/223, 228, 232, 238-242, 280-282, 285, 294-296, 327

[56] References Cited

U.S. PATENT DOCUMENTS

- D. 21,797 8/1892 Dueber D10/36
- D. 25,398 4/1896 DePollier D10/37
- D. 63,920 2/1924 Starke D10/37
- D. 85,010 9/1931 Stephens D10/30 X
- D. 85,719 12/1931 Stephens D10/30 X
- D. 122,111 8/1940 Blow D10/30

OTHER PUBLICATIONS

European Jeweler, 6/1983, p. 46, #3 watches, bottom right.

Jewelers' Circular-Keystone, 10/1983, p. 133, #D second watch in from right.

Hong Kong Enterprise, 12/1983, p. 122, 2 watches, top left.

Hong Kong Enterprise, 9/1985, p. 212, #Q2032 (left).

Swiss Watch & Jewellery Journal, 5/1987, pp. 580-581, watches.

Primary Examiner—Bruce W. Dunkins

Assistant Examiner—Gary D. Watson

Attorney, Agent, or Firm—Mason, Fenwick & Lawrence

[57] CLAIM

The ornamental design for a wrist watch, as shown and described.

DESCRIPTION

FIG. 1 is a front elevational view of a wrist watch showing my new design, the broken line showing is for environmental purposes only and forms no part of the claimed design;

FIG. 2 is a bottom plan view, the top being a mirror image thereof;

FIG. 3 is a left side elevational view; and

FIG. 4 is a right side elevational view thereof. The rear view, not shown, is flat, plain, and unornamented.




FIG-2

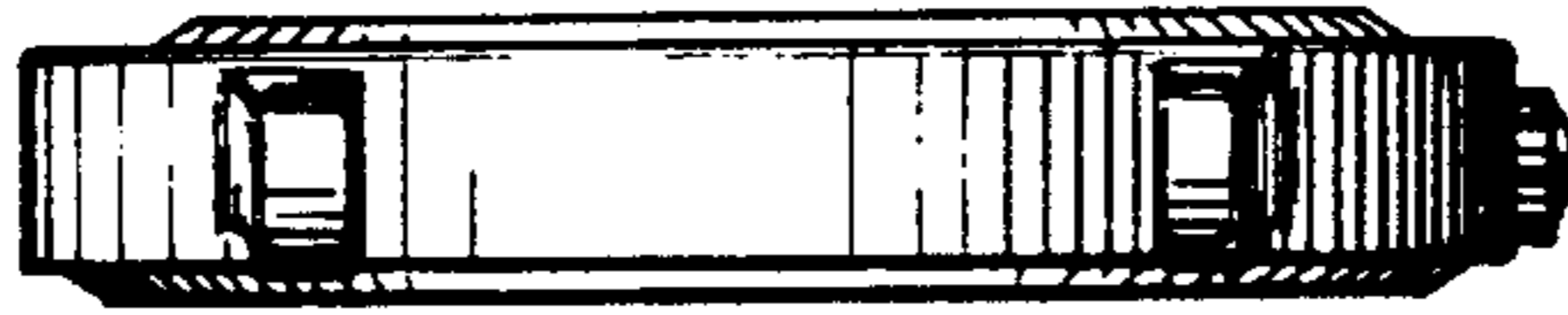


FIG-1




FIG-3

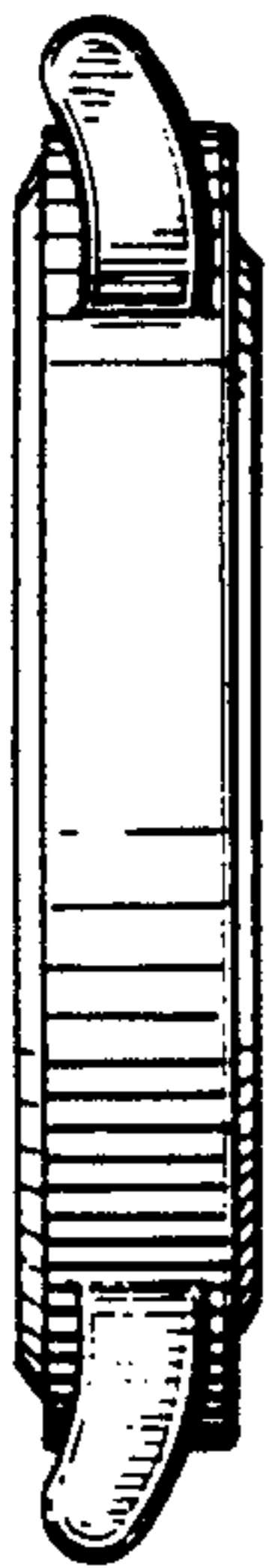


FIG-4

