

[54] ENTRY HANDLE

[75] Inventor: Thomas J. Ryan, Del Mar, Calif.

[73] Assignee: Masco Building Products Corp.,
Taylor, Mich.

[**] Term: 14 Years

[21] Appl. No.: 252,715

[22] Filed: Oct. 3, 1988

[52] U.S. Cl. D8/302; D8/320;
D8/352

[58] Field of Search D8/300-302,
D8/315-320, 350, 352, 353; 16/110 R, 111 R,
121, 124, 125

[56] References Cited

U.S. PATENT DOCUMENTS

D. 80,748	3/1930	Schlage	D8/302
D. 218,011	7/1970	Sonnenleiter	D8/302
D. 252,012	6/1979	Pittenger	.	
D. 300,114	3/1989	Halsted et al.	D8/302

OTHER PUBLICATIONS

Barrows Cat. No. 38; ©1939; p. 268; Entrance Door Handle Set No. 164162 (left of center).

Barrows Cat. No. 38; ©1939; p. 269; Entrance Door Handle Set No. 165162 (center).

Primary Examiner—B. J. Bullock

Attorney, Agent, or Firm—Leon E. Redman; Malcolm L. Sutherland

[57] CLAIM

The ornamental design for an entry handle, as shown and described.

DESCRIPTION

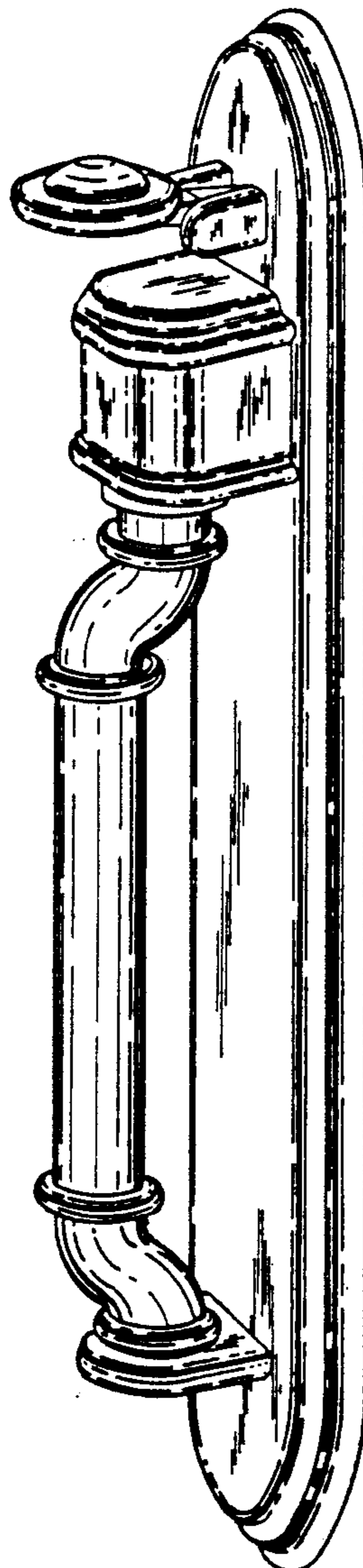
FIG. 1 is a perspective view of an entry handle showing my new design;

FIG. 2 is an enlarged front elevational view thereof, the rear being unornamented;

FIG. 3 is an enlarged right side elevational view thereof, the left side being a mirror image;

FIG. 4 is an enlarged top plan view thereof;

FIG. 5 is an enlarged bottom plan view thereof.






FIG. 1.

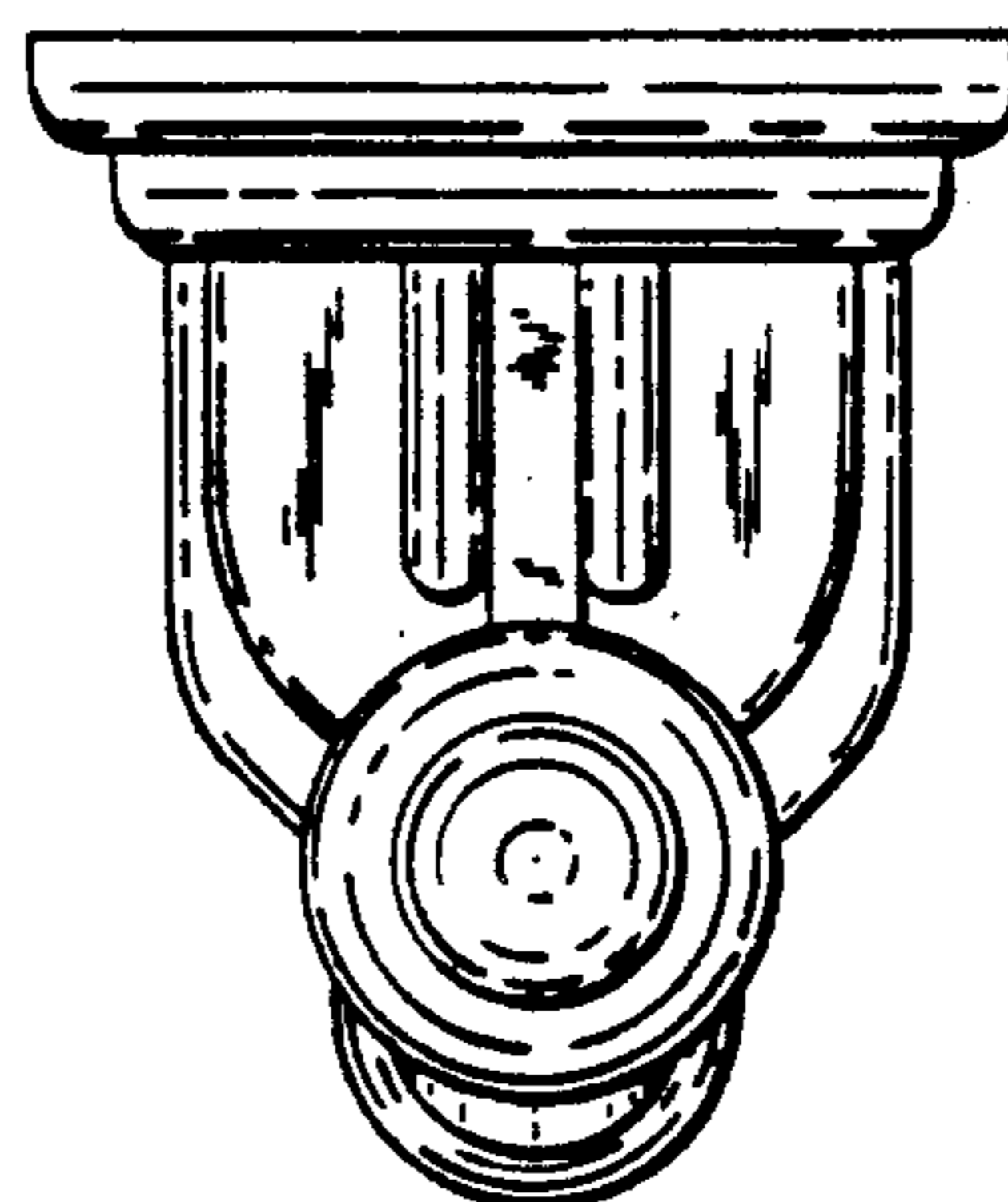


FIG. 2.




FIG. 3.

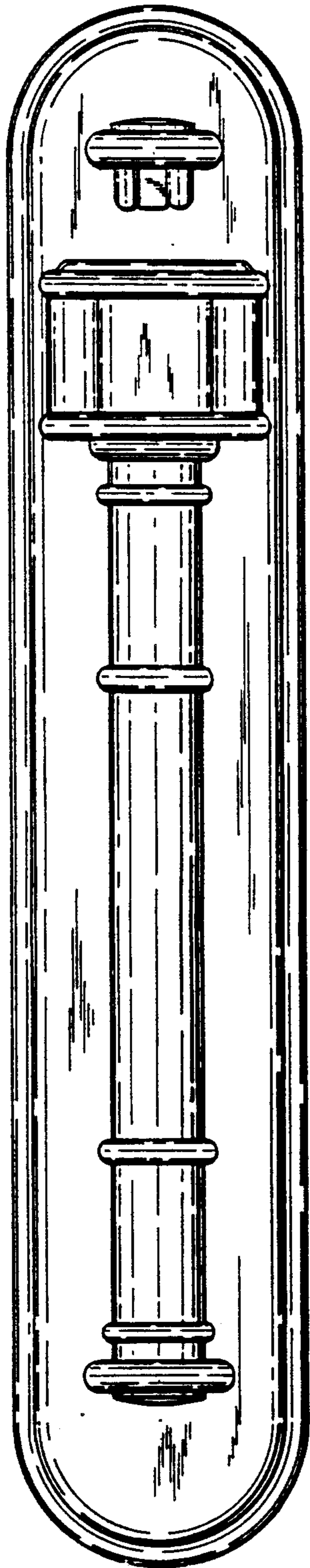


FIG. 2.

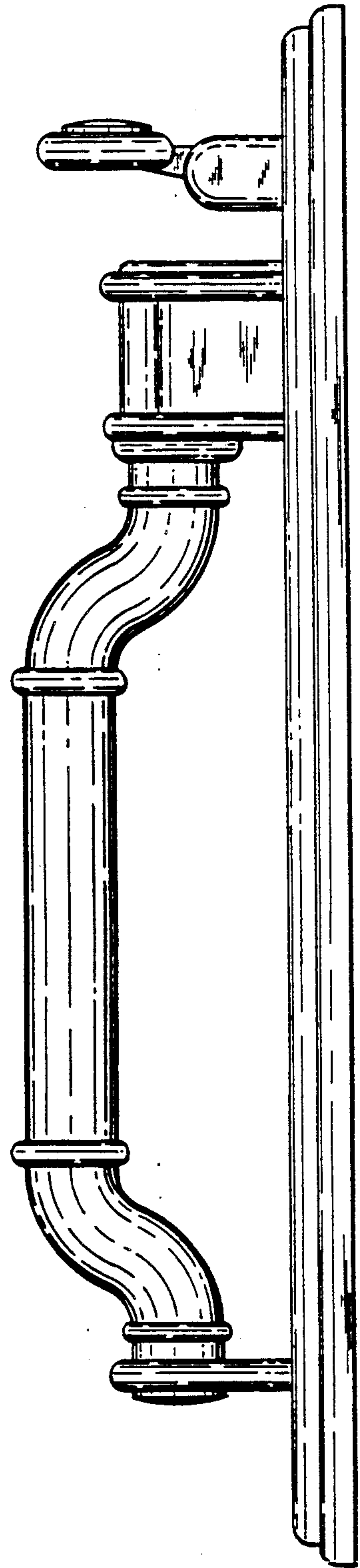


FIG. 3.