

[54] **MAGAZINE RACK**

[75] Inventor: **Peter M. Y. Kee**, Happy Valley, Hong Kong

[73] Assignee: **Rosalco, Inc.**, Louisville, Ky.

[ \* ] Notice: The portion of the term of this patent subsequent to Jan. 22, 2005 has been disclaimed.

[\*\*] Term: **14 Years**

[21] Appl. No.: **471,277**

[22] Filed: **Jan. 26, 1990**

**Related U.S. Application Data**

[62] Division of Ser. No. 295,474, Jan. 10, 1989.

[52] **U.S. Cl.** ..... **D6/462**

[58] **Field of Search** ..... D6/410, 411, 413, 458, D6/462, 467; 211/182

[56] **References Cited**

**U.S. PATENT DOCUMENTS**

D. 162,926 4/1951 Berkowitz ..... D6/462

D. 177,903 6/1956 Duchin ..... D6/462

D. 189,356 11/1960 Kolkey ..... D6/462

D. 190,044 4/1961 Christoffersen ..... D6/462

D. 228,052 8/1973 Howard ..... D6/462

**OTHER PUBLICATIONS**

Speigel, Spring 1983, Space Swing Rack, p. 337.

The Small House, Aug. 1932, p. 15.

W. Bell & Co. 1986 catalog p. 194, #14.

*Primary Examiner*—Bruce W. Dunkins

*Assistant Examiner*—Jeffrey Asch

*Attorney, Agent, or Firm*—Rhodes, Coats & Bennett

[57] **CLAIM**


The ornamental design for a magazine rack, as shown and described.

**DESCRIPTION**

FIG. 1 is a front perspective view of a magazine rack showing my new design;

FIG. 2 is a right side elevational view, the left side being a mirror image thereof; and

FIG. 3 is a front elevational view, the rear being a mirror image thereof.






FIG. 1

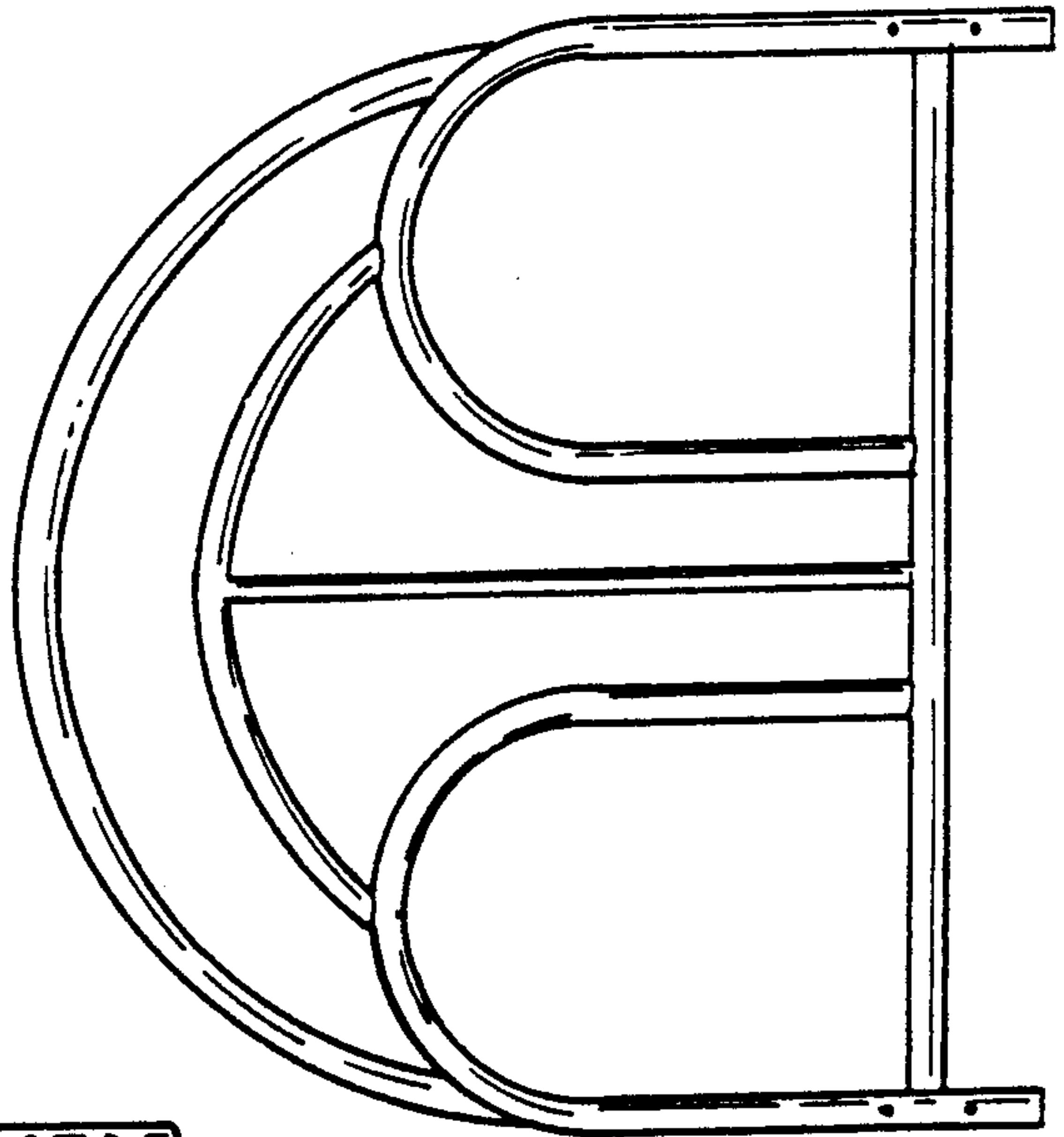


FIG. 2

FIG. 3