

[54] ENTERTAINMENT CENTER OR SIMILAR ARTICLE

D. 307,681 5/1990 Bush et al. D6/470 X
D. 307,682 5/1990 Bush et al. D6/470 X

[75] Inventors: Paul Bush, Lakewood, N.Y.; Bruce O. Anderson, Talbott, Tenn.

[73] Assignee: Bush Industries, Inc., Jamestown, N.Y.

[**] Term: 14 Years

[21] Appl. No.: 151,241

[22] Filed: Jan. 28, 1988

[52] U.S. Cl. D6/436

[58] Field of Search D6/432, 436, 437, 430, D6/477, 478, 439, 479, 445, 470, 446; 312/198, 199, 200, 239, 263, 264, 204, 294, 295; 108/92, 108

[56] References Cited

U.S. PATENT DOCUMENTS

| | | | | |
|------------|--------|-------------|-------|--------|
| D. 256,307 | 8/1980 | Frank | | D6/436 |
| D. 270,408 | 9/1983 | Woudstra | | D6/446 |
| D. 300,888 | 5/1989 | Bush et al. | | D6/436 |
| D. 301,095 | 5/1989 | Bush et al. | | D6/436 |

OTHER PUBLICATIONS

"The Entertainer" by American of Martinsville, Entertainer #7709-773.

W. Bell & Co. 1987, p. 237; Contemporary Entertainment Center Item #1 center left on page.

Primary Examiner—Carmen H. Vales-Lado

Attorney, Agent, or Firm—Webb, Burden, Ziesenheim & Webb

[57] CLAIM

The ornamental design for an entertainment center or similar article, as shown and described.

DESCRIPTION

FIG. 1 is a front elevational view of an entertainment center or similar article showing our new design;



FIG. 2 is a top plan view thereof;

FIG. 3 is a right side elevational view thereof;

FIG. 4 is a left side elevational view thereof;

FIG. 5 is a bottom plan view thereof; and

FIG. 6 is a rear elevational view thereof.






Fig. 1




Fig. 3




Fig. 2




Fig. 6




Fig. 4

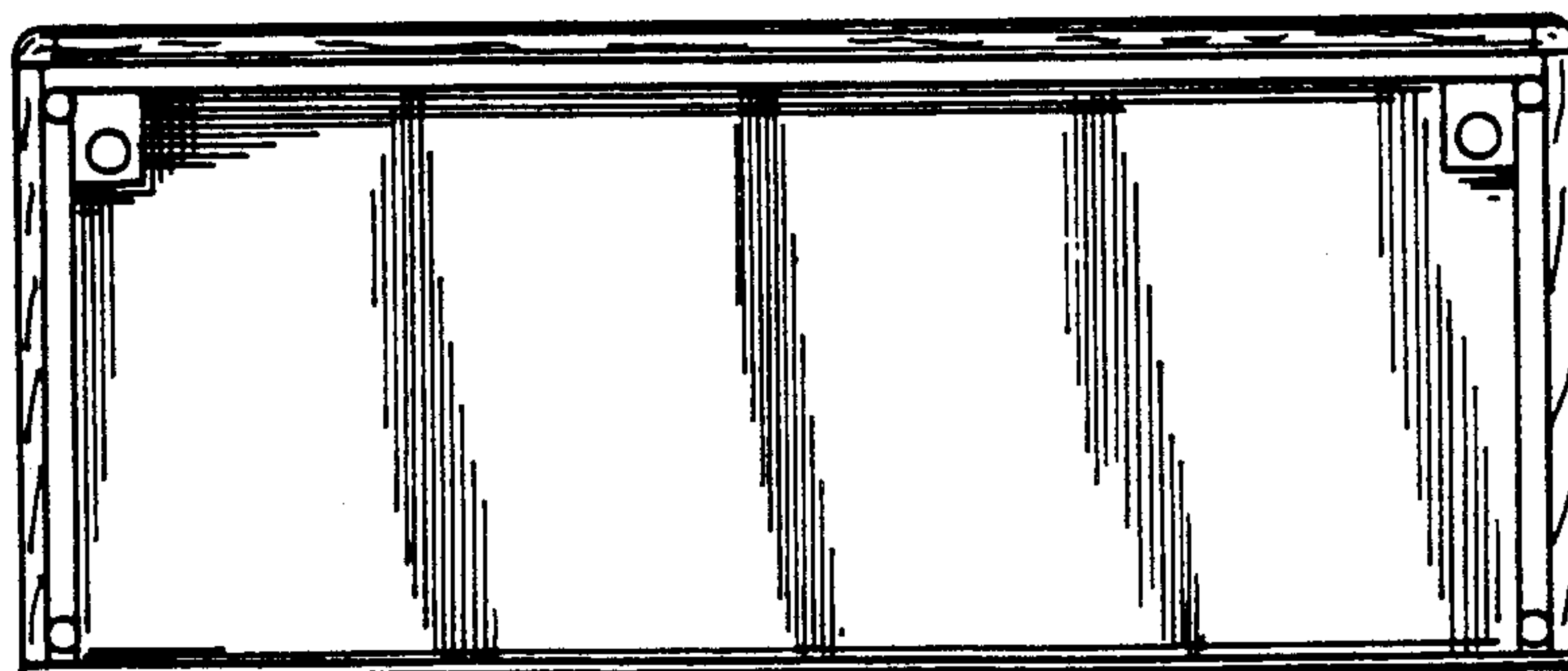


Fig. 5