

# United States Patent [19]

Bush et al.

[11] Patent Number: Des. 314,092

[45] Date of Patent: \*\* Jan. 29, 1991

[54] CABINET OR SIMILAR ARTICLE

[75] Inventors: Paul Bush, Lakewood, N.Y.; Bruce O. Anderson, Talbott, Tenn.

[73] Assignee: Bush Industries, Inc., Jamestown, N.Y.

[\*\*] Term: 14 Years

[21] Appl. No.: 149,055

[22] Filed: Jan. 26, 1988

[52] U.S. Cl. .... D6/436

[58] Field of Search ..... D6/432, 436, 437, 438, D6/470, 439, 445, 446; 312/114, 204

[56] **References Cited**

**U.S. PATENT DOCUMENTS**

D. 236,399 8/1975 Rubin ..... D6/439

D. 256,307 8/1980 Frank ..... D6/436  
D. 270,408 9/1983 Woudstra ..... D6/446  
D. 295,702 5/1988 Huffstetler ..... D6/436



*Primary Examiner*—Carmen H. Vales-Lado  
*Attorney, Agent, or Firm*—Webb, Burden, Ziesenheim & Webb

[57] **CLAIM**

The ornamental design for a cabinet or similar article, as shown and described.

**DESCRIPTION**

FIG. 1 is a front elevational view of a cabinet or similar article showing our new design;  
FIG. 2 is a top plan view thereof;  
FIG. 3 is a right side elevational view thereof;  
FIG. 4 is a bottom plan view thereof;  
FIG. 5 is a rear elevational view thereof; and  
FIG. 6 is a left side elevational view thereof.






Fig. 1

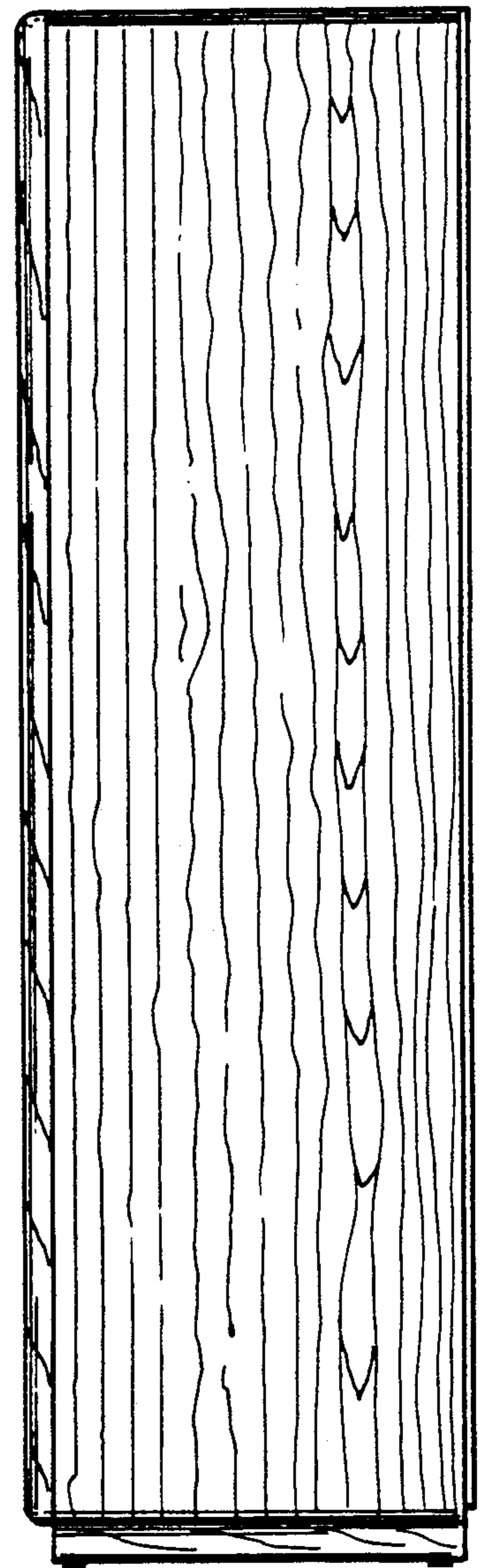


Fig. 3

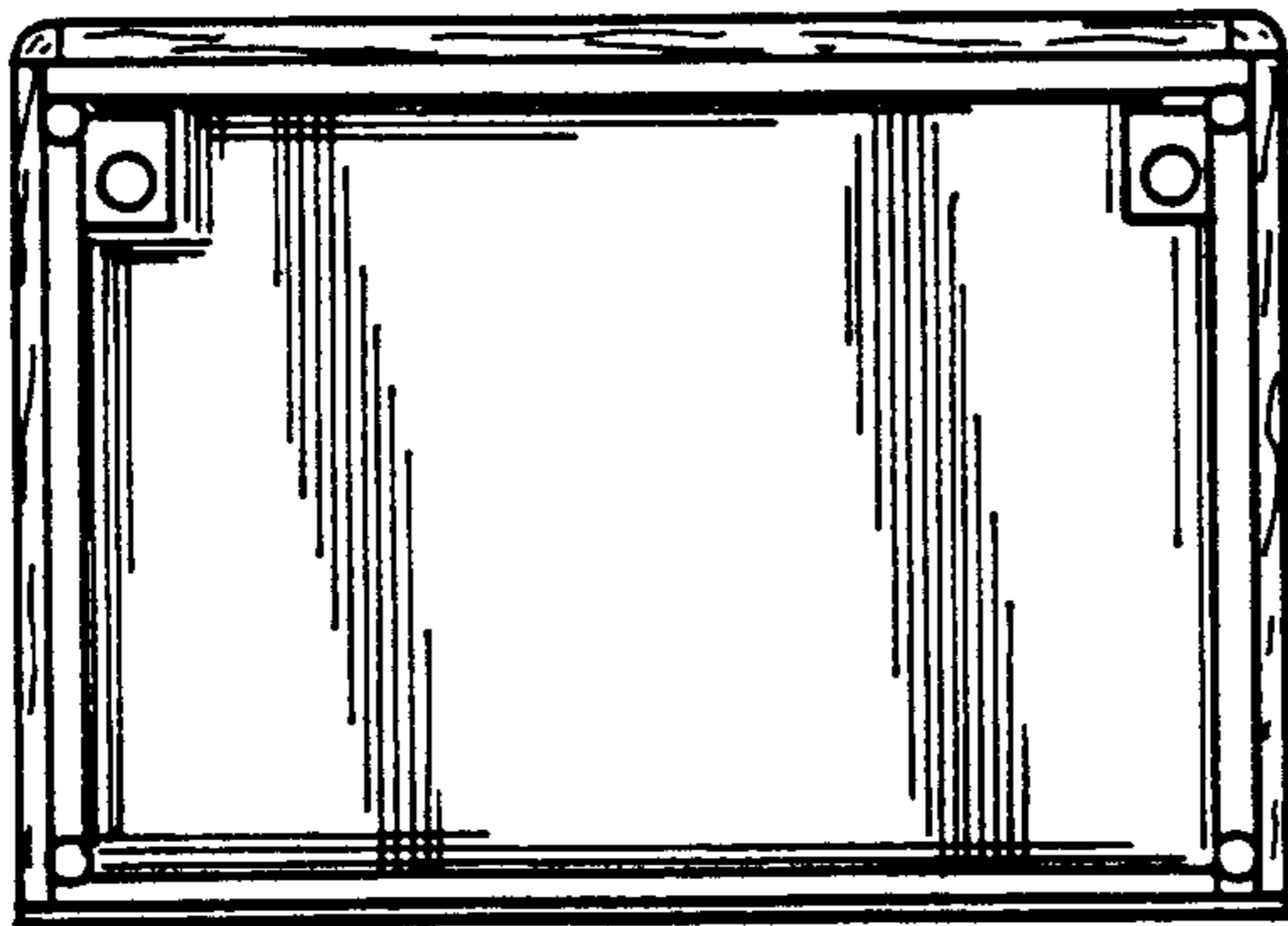


Fig. 4




Fig. 2




Fig. 5




Fig. 6