

[54] **DISPOSABLE CAPE FOR USE IN MAMMOGRAPHIC EXAMINATIONS**
 [75] Inventors: **Jane M. Wiederhold**, Denison, Iowa;
Faye A. Seggelink, Cleveland Heights, Ohio; **Herbert J. Myers**, Rock Hill, S.C.; **Robert E. Daly**, Davidson, N.C.; **Jerry C. Cirino**, Willoughby, Ohio

2,794,985 6/1957 Brennish .
 2,808,591 11/1957 Grant .
 2,973,523 3/1961 Brainard et al. .
 3,154,789 11/1964 Lewis, Jr. .
 4,025,961 5/1977 Peters .
 4,078,264 3/1978 De Gennaro et al. 2/88
 4,205,398 6/1980 Blume .
 4,608,719 9/1986 Lunt .
 4,771,480 9/1988 Stimson et al. .

[73] Assignee: **Picker International, Inc.**, Cleveland, Ohio

OTHER PUBLICATIONS

Picker International *Medical Products Buyers Guide 3*, dated 8/81, pp. 128-129, showing various disposable gowns and capes.
 Techno-Aide Manufacturing Co. Inc., Product Brochure entitled "Modesty Cape" (undated).

[**] Term: **14 Years**

[21] Appl. No.: **89,247**

[22] Filed: **Aug. 25, 1987**

[52] U.S. Cl. **D2/179; D2/225**

[58] Field of Search **D2/52, 53, 179, 180, D2/181, 182, 183, 208, 225, 512, 515; 2/1, 87, 88, 104**

Primary Examiner—A. Hugo Word
Assistant Examiner—Celia A. Murphy
Attorney, Agent, or Firm—Timothy B. Gurin

[56] **References Cited**

[57] **CLAIM**

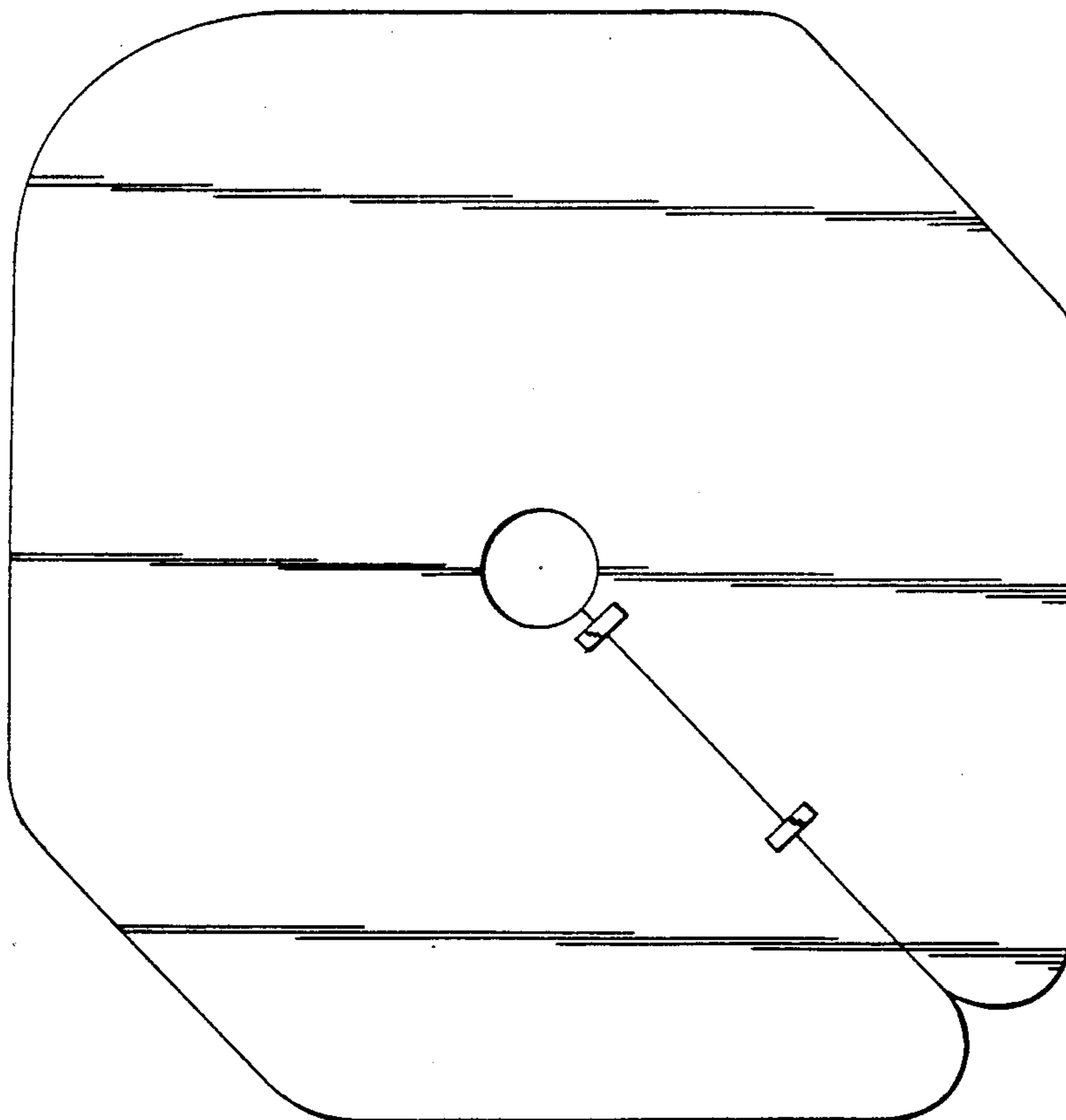
U.S. PATENT DOCUMENTS

The ornamental design for a disposable cape for use in mammographic examinations, as shown and described.

- D. 103,555 1/1937 Spector .
- D. 118,219 2/1939 Spanel .
- D. 127,647 12/1940 Tucker .
- D. 152,661 4/1947 Smith .
- D. 173,594 11/1954 Stier .
- 1,220,088 3/1917 Gavin .
- 1,272,942 7/1918 Goldstein .
- 1,705,963 4/1927 Clawson .
- 2,114,922 4/1938 Glasmann D2/226
- 2,379,722 7/1945 Kase .
- 2,417,888 2/1946 Schuster .
- 2,479,246 8/1949 Lupo .
- 2,698,944 1/1955 Younghusband .

DESCRIPTION

FIG. 1 is a front perspective view of a disposable cape for use in mammographic examinations, showing our new design in use;
 FIG. 2 is a rear perspective view thereof, the front being folded over one shoulder;
 FIG. 3 is a top plan view thereof; the cape being shown flattened, and
 FIG. 4 is a right side elevational view of FIG. 3.
 The partial broken lines showing the female form in FIGS. 1 and 2 are for illustrative purposes only and form no part of the claimed design.



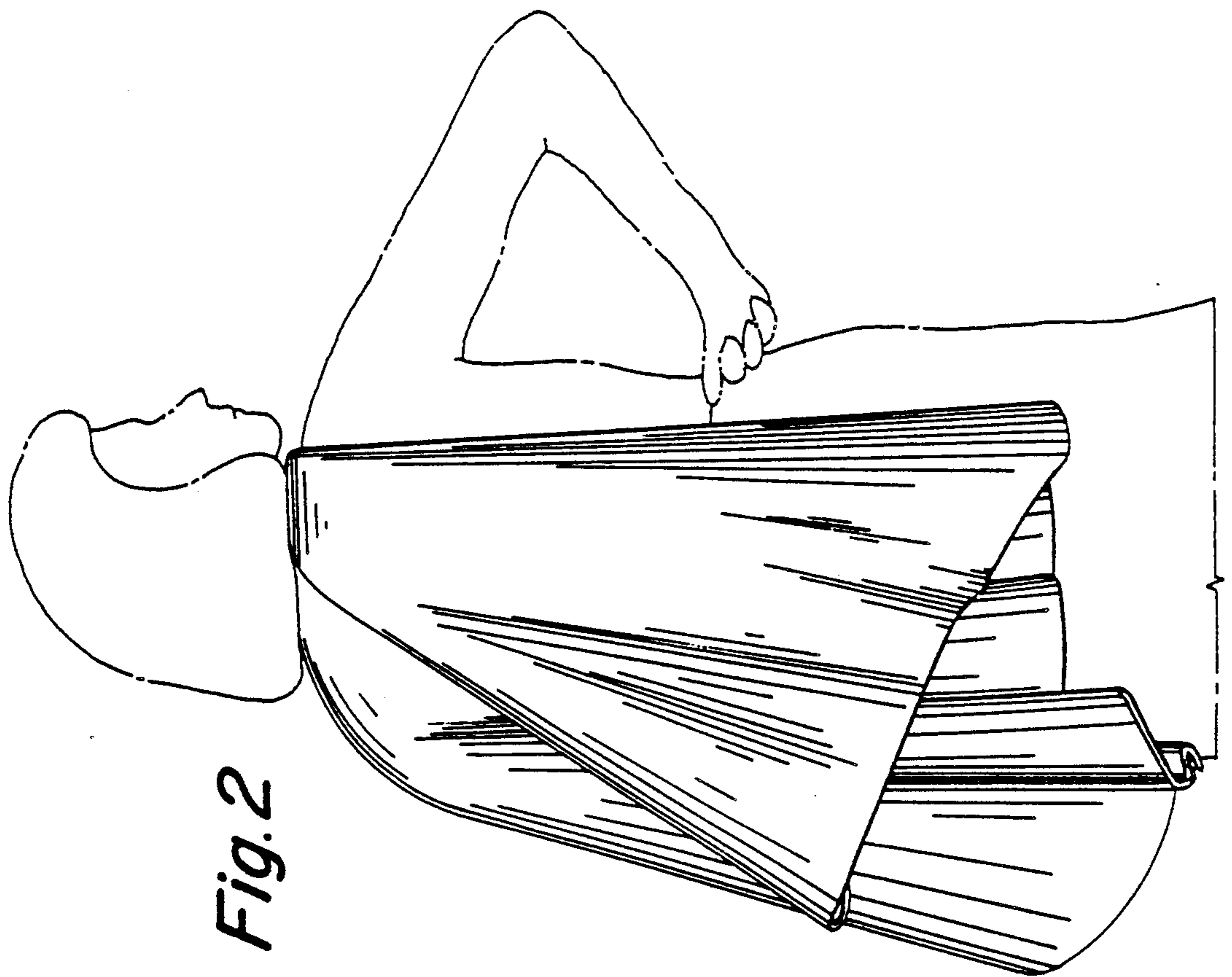


Fig. 2

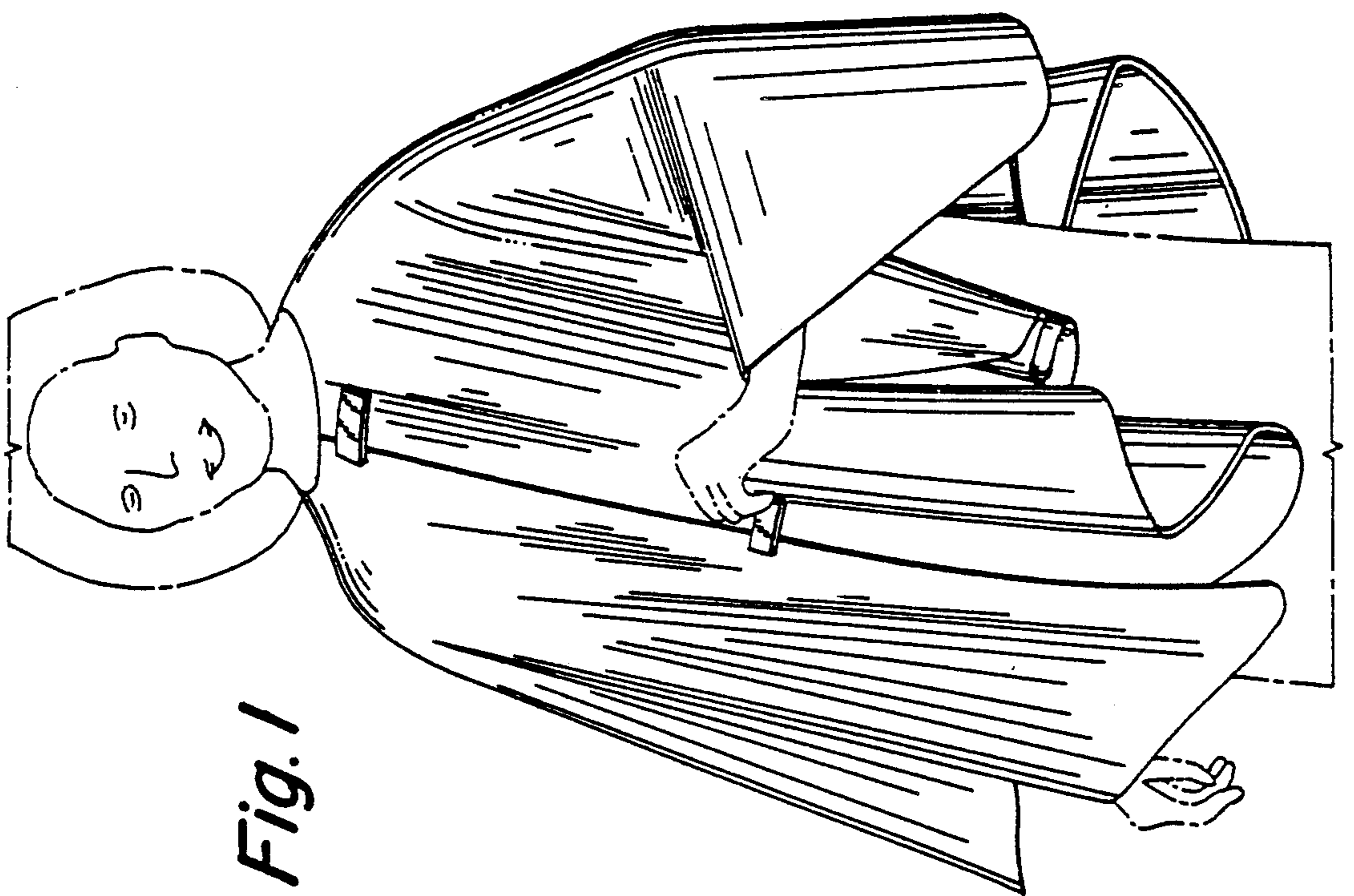


Fig. 1




Fig. 4

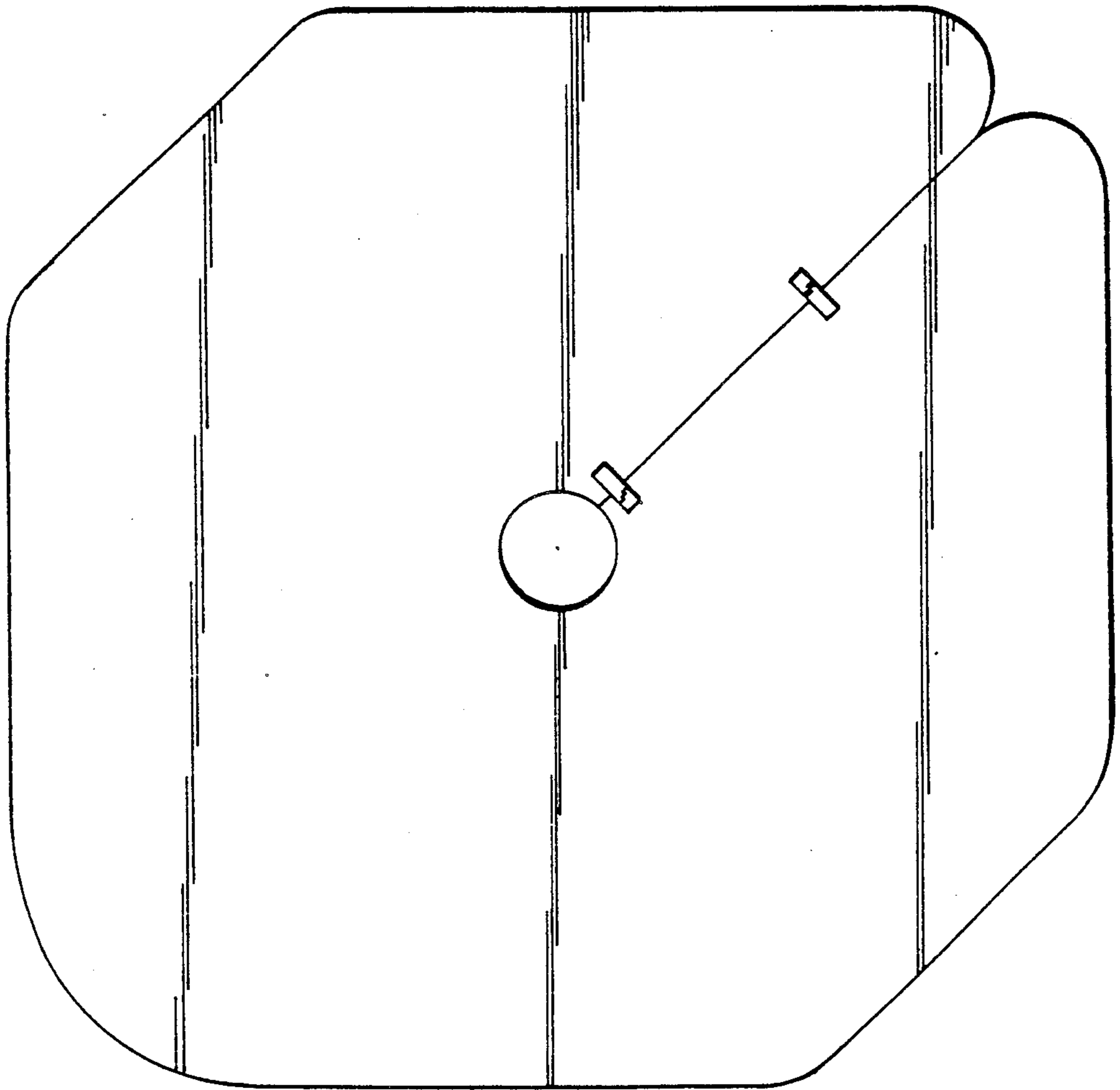


Fig. 3