

United States Patent [19]

Alger et al.

[11] Patent Number: **Des. 314,069**

[45] Date of Patent: **** Jan. 22, 1991**

[54] **MANICURE TOOL HOLDER AND TOOLS**

[76] Inventors: **Andrew L. Alger, 230 Maple Ave.;
Paul B. Specht, 241 Laurel, both of
Wilmette, Ill. 60091**

[**] Term: **14 Years**

[21] Appl. No.: **301,740**

[22] Filed: **Jan. 25, 1989**

[52] U.S. Cl. **D28/61**

[58] Field of Search **D28/56, 57, 61, 62;
30/26; 132/73, 75, 76.5, 314; D3/39; D9/341**

[56] **References Cited**

U.S. PATENT DOCUMENTS

| | | | | |
|------------|--------|---------------|-------|--------|
| D. 300,268 | 3/1989 | Hölterscheidt | | D28/61 |
| D. 306,220 | 2/1990 | Wang | | D3/39 |
| 1,453,690 | 5/1923 | O'Connell | | 132/75 |
| 2,284,168 | 5/1942 | Rickenbacher | | 30/26 |

| | | | | |
|-----------|--------|--------|-------|---------|
| 2,497,314 | 2/1950 | Libson | | 132/314 |
| 4,201,290 | 5/1980 | Madden | | 132/314 |

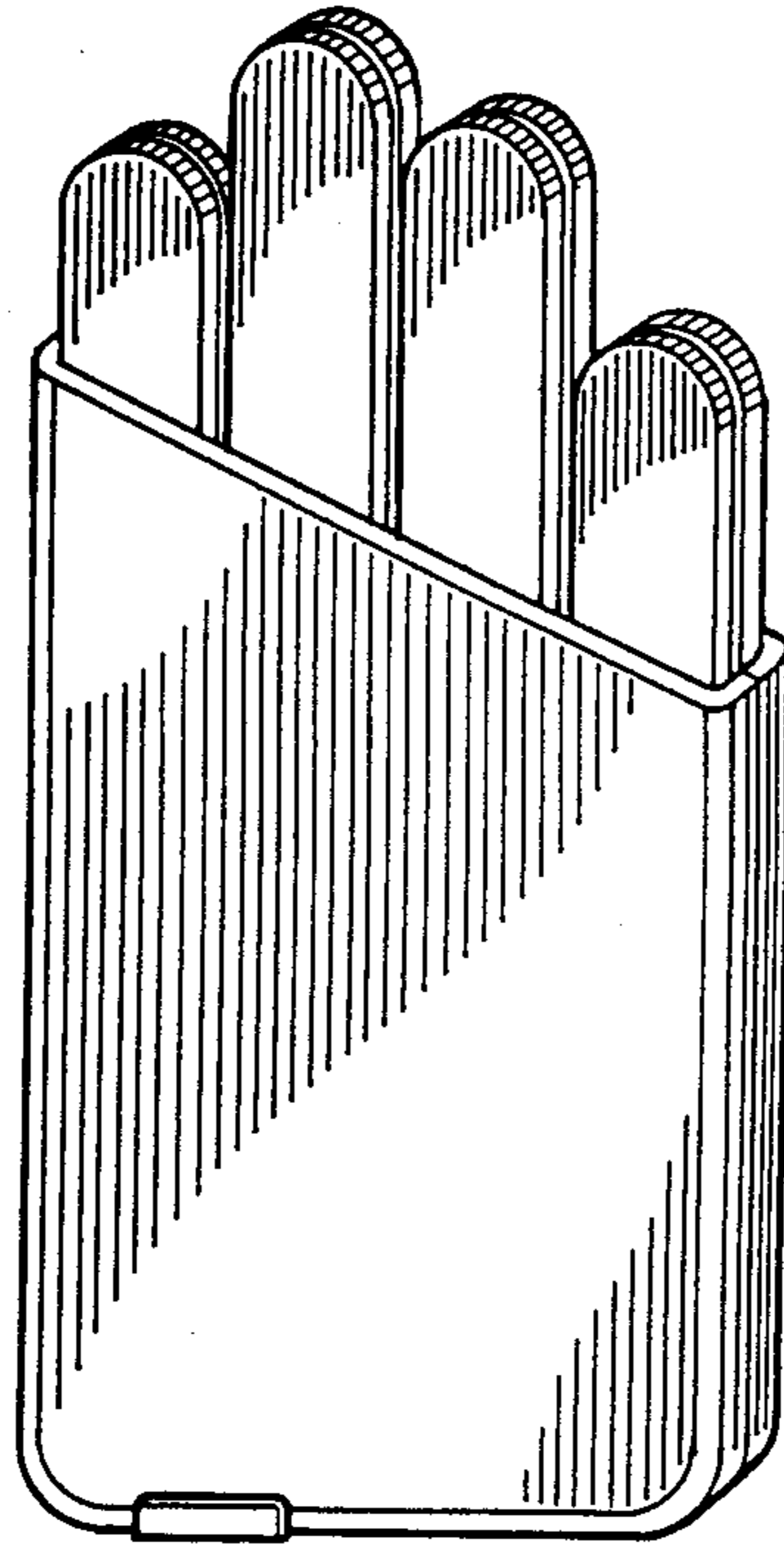
Primary Examiner—B. J. Bullock
Assistant Examiner—Sandra Morris
Attorney, Agent, or Firm—Ladas & Parry

[57] **CLAIM**

The ornamental design for a manicure tool holder and tools, are shown and described.

DESCRIPTION

FIG. 1 is a perspective view of the manicure tool holder and tools showing our new design;
FIG. 2 is a front elevational view thereof;
FIG. 3 is a right side elevational view thereof;
FIG. 4 is a rear elevational view thereof;
FIG. 5 is a left side elevational view thereof;
FIG. 6 is a top plan view thereof; and
FIG. 7 is a bottom plan view thereof.



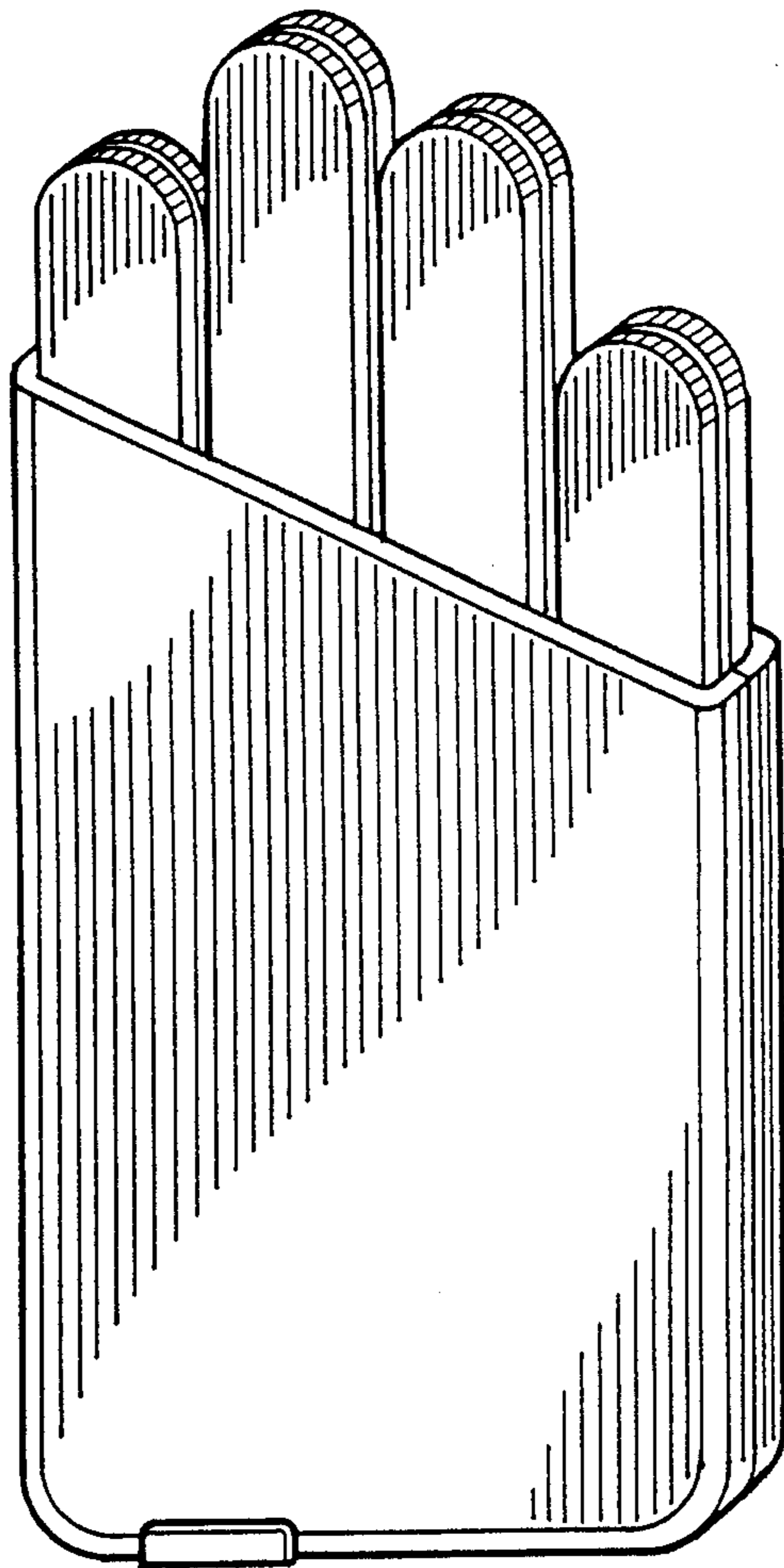


Fig. 1

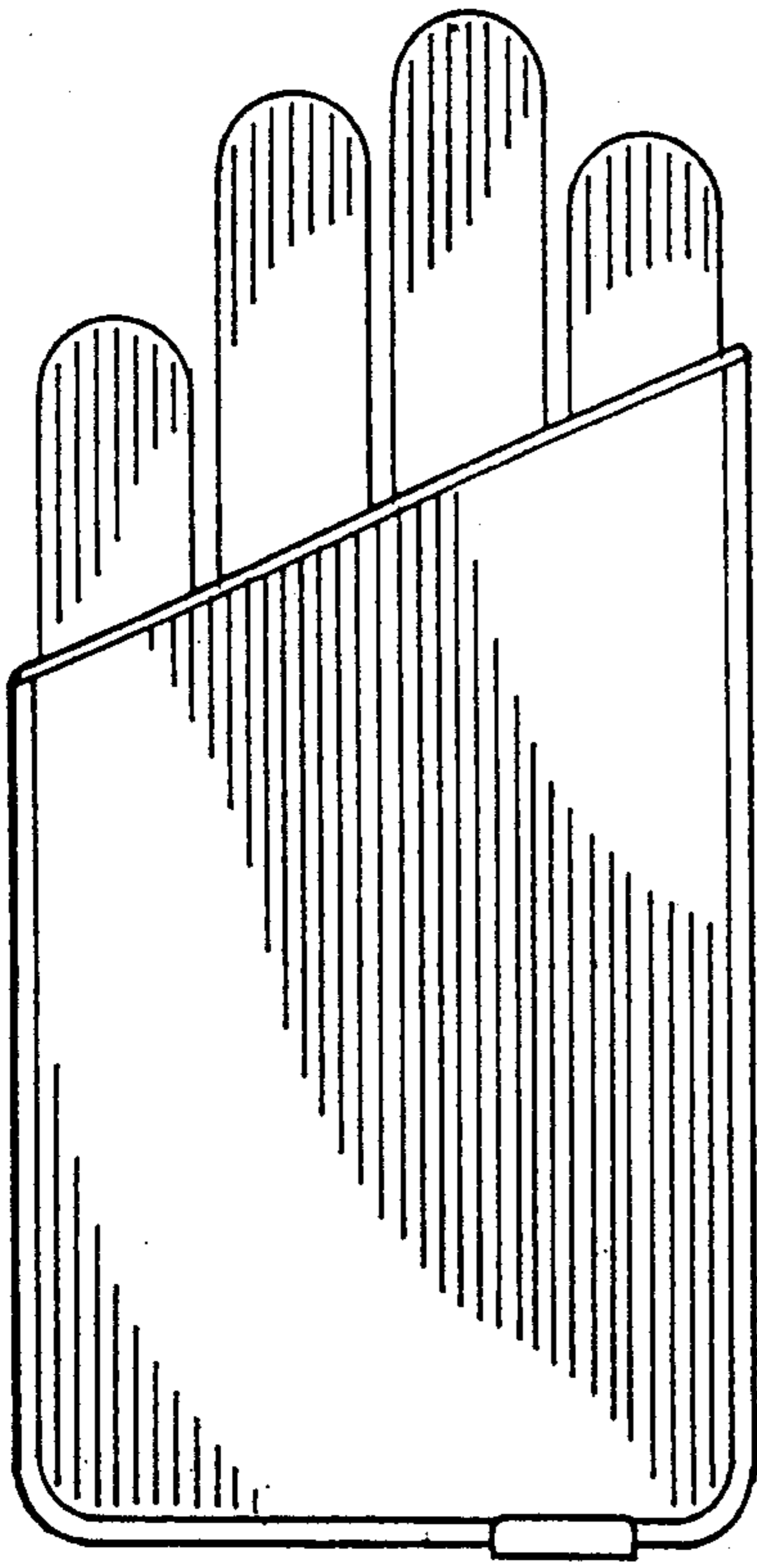


Fig. 2

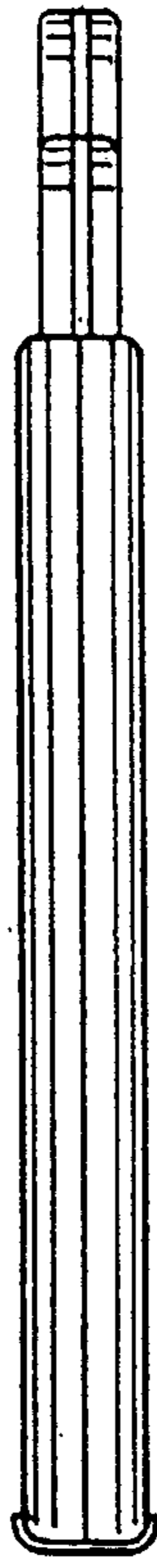


Fig. 3

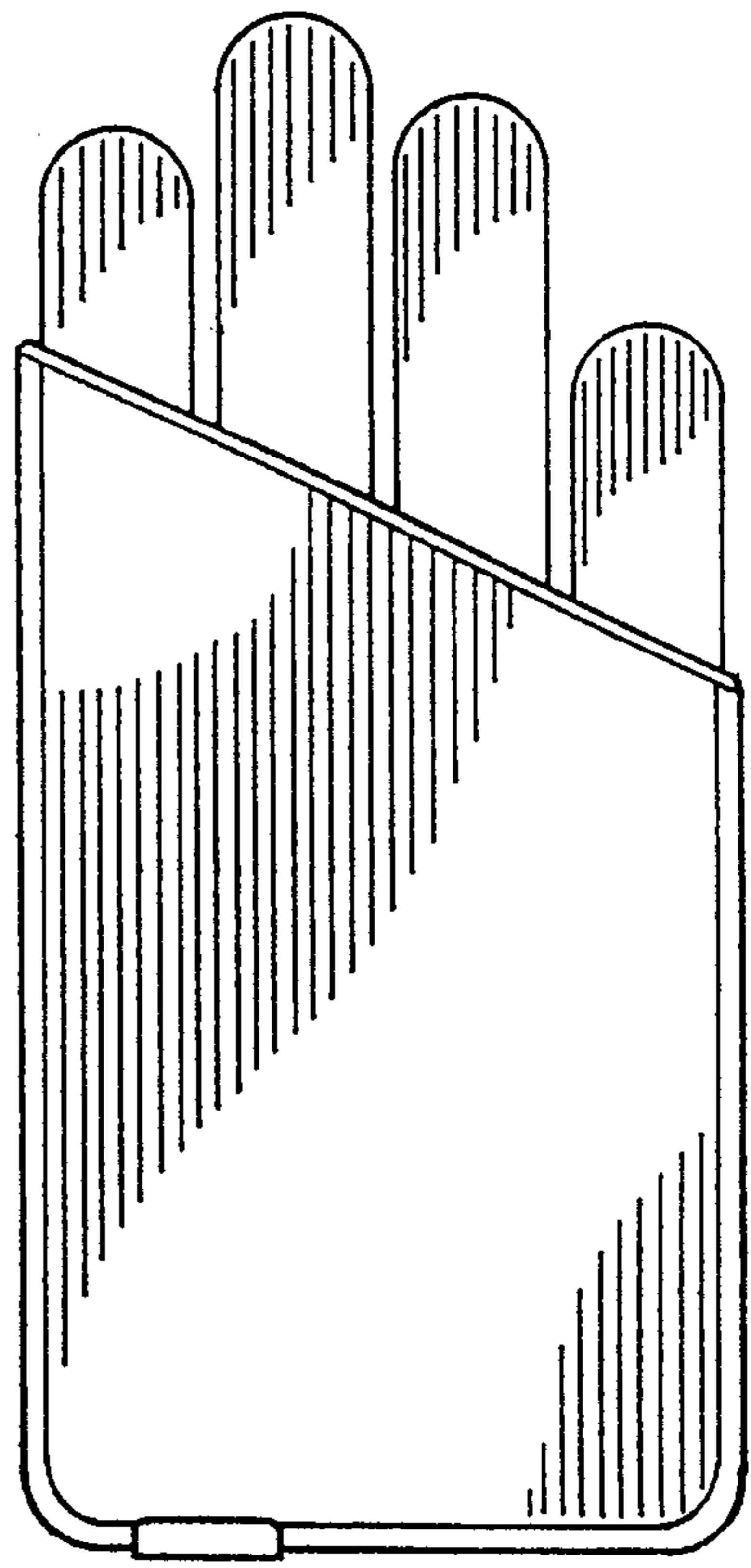


Fig. 4




Fig. 5



Fig. 6




Fig. 7