

[54] PORTABLE, HEIGHT ADJUSTABLE BATTERY-POWERED FAN

[76] Inventor: Raymond Leon, Jr., 51935 Sunset Dr., Coachella, Calif. 92236

[**] Term: 14 Years

[21] Appl. No.: 411,621

[22] Filed: Sep. 25, 1989

[52] U.S. Cl. D23/378

[58] Field of Search D23/378, 370, 381, 382, D23/332, 411, 412, 413, 377; 416/247 R, 246; 248/126, 176, 183, 411, 413

[56] References Cited

U.S. PATENT DOCUMENTS

D. 102,056	11/1936	Knapp	D23/413
D. 111,542	9/1938	Janca et al.	D23/378
D. 221,077	7/1971	Stut	D23/382
2,473,218	6/1949	Reichenbach	248/411
2,602,863	7/1952	Raymond et al.	248/411
3,559,942	2/1971	Lucasey	248/126

FOREIGN PATENT DOCUMENTS

694665	10/1979	U.S.S.R.	416/247 R
845236	9/1960	United Kingdom	417/411
2023730	1/1980	United Kingdom	416/247 R

OTHER PUBLICATIONS

Hardware Age, Mar. 1974, p. 26, Fan, No. 1, middle of page.

Merchandising Week, 1/5/70, p. 38, Fans 40FAV and 40GAV.

Grainger's Spring 1986 Catalog, p. 1305, Floor Circulators, Stamped Steel Base, and 4-Leg Steel Base, top left and right sides of page respectively.

Diehl Manufacturing Co. Industrial Fan Catalog, p. 16, Oscillating Air Circulator, left side of page.

Primary Examiner—Wallace R. Burke

Assistant Examiner—Lisa Lichtenstein

Attorney, Agent, or Firm—John H. Crowe

[57] CLAIM

The ornamental design for a portable, height adjustable battery-powered fan, substantially as shown and described.

DESCRIPTION

FIG. 1 is a perspective view of a portable, height adjustable battery-powered fan, showing my new design.

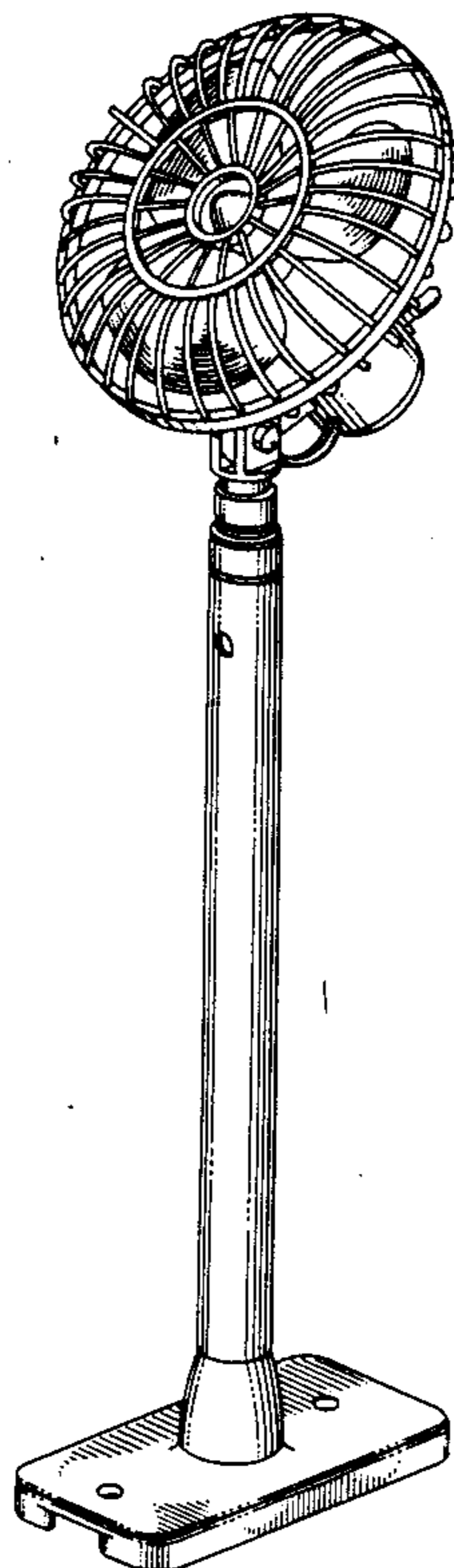
FIG. 2 is a front elevational view thereof.

FIG. 3 is a top plan view thereof.

FIG. 4 is a right side elevational view thereof, the left side being a mirror image of that shown.

FIG. 5 is a rear elevational view thereof.

FIG. 6 is a bottom plan view thereof.



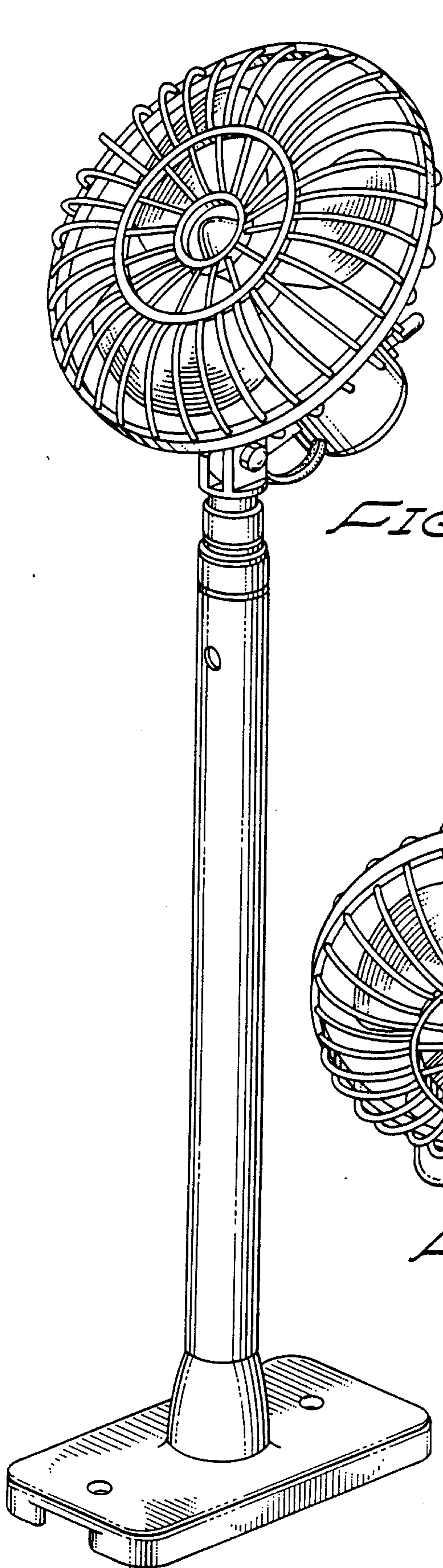


FIG. 1

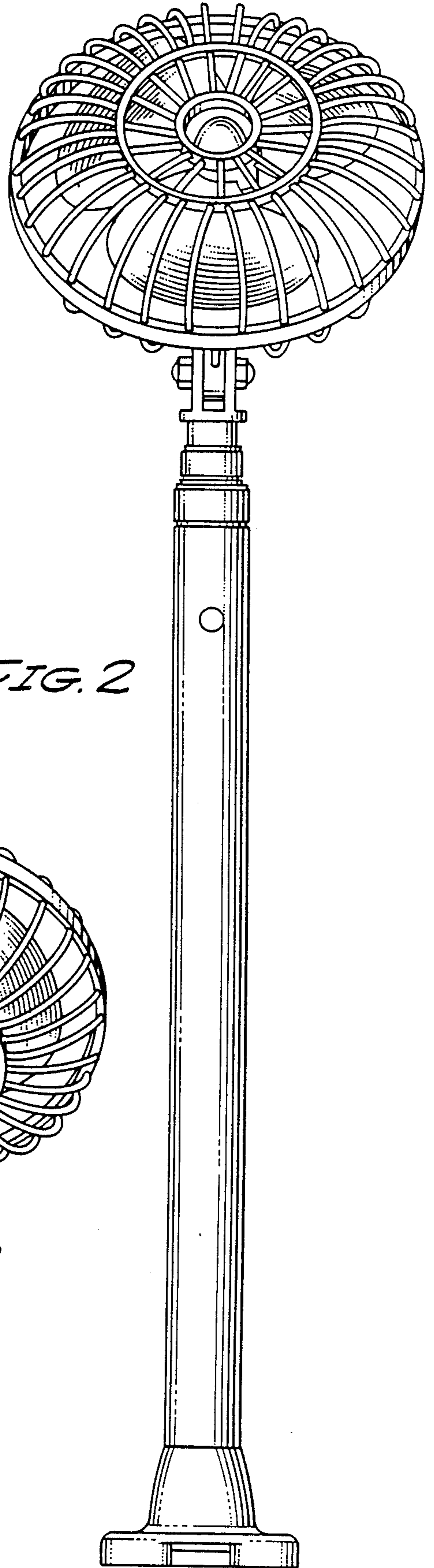


FIG. 2




FIG. 3

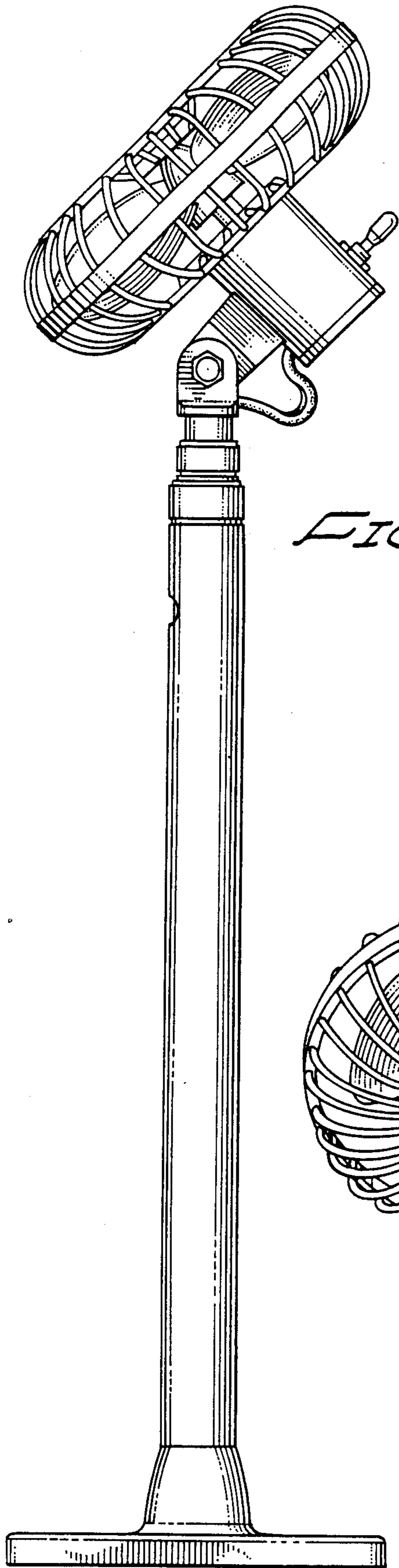


FIG. 4




FIG. 5

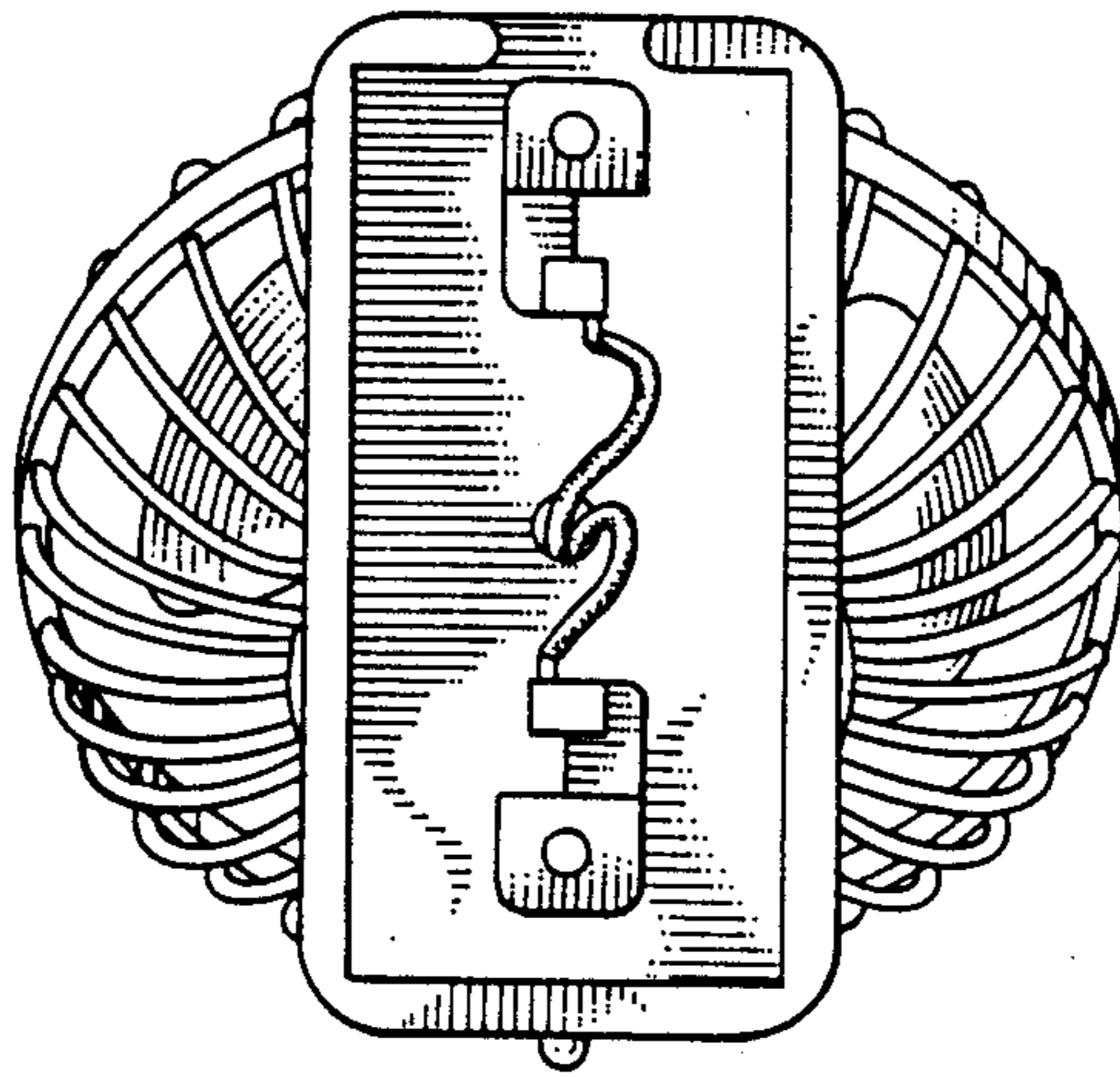


FIG. 6