

[54] TELEPHONE SET

[75] Inventor: Juan M. Azpeitia Ortiz de Arri, San Sebastian Guipuzcoa, Spain

[73] Assignee: Solac Telecom, S.A., Vitoria, Spain

[**] Term: 14 Years

[21] Appl. No.: 378,395

[22] Filed: Jul. 11, 1989

[30] Foreign Application Priority Data

Jan. 11, 1989 [ES] Spain 117836

[52] U.S. Cl. D14/151; D14/248; D14/247

[58] Field of Search D14/151, 140, 14, 248; 379/433, 436, 440, 419, 428

[56] References Cited

U.S. PATENT DOCUMENTS

- D. 211,736 7/1968 Dreyfuss D14/151
- D. 281,599 12/1985 Joffe et al. D14/151
- D. 293,571 1/1988 Büchin D14/151
- D. 295,744 5/1988 Reichenstein D14/150
- D. 298,239 10/1988 Yoshitsugu et al. D14/151
- D. 298,320 11/1988 Yoshitsugu et al. D14/151

- D. 298,937 12/1988 Dunstall et al. D14/141
- D. 299,456 1/1989 Kuo D14/151
- D. 300,216 3/1989 Iino D14/151
- D. 303,388 9/1989 Mo D14/151
- D. 303,964 10/1989 Fukutome D14/141
- D. 309,138 7/1990 Ortiz de Arri D14/151



Primary Examiner—Horace B. Fay, Jr.
Attorney, Agent, or Firm—Helfgott & Karas

[57] CLAIM

The ornamental design for a telephone set, as shown.

DESCRIPTION

FIG. 1 is a perspective view of the handset inverted, and a left side, top and front perspective view of the stand of a telephone set showing my new design; FIG. 2 is a top plan view of the telephone set in cradled relationship with the handset upon the stand; FIG. 3 is a bottom plan view of the inverted handset spaced apart from the stand, which is shown in a top plan view thereof; and FIG. 4 is a left side elevational view thereof. The undisclosed right side of the stand, and the bottom of the stand, are plain and unadorned. The showing in FIG. 4 of the electric cord in truncated form is for convenience of illustration.




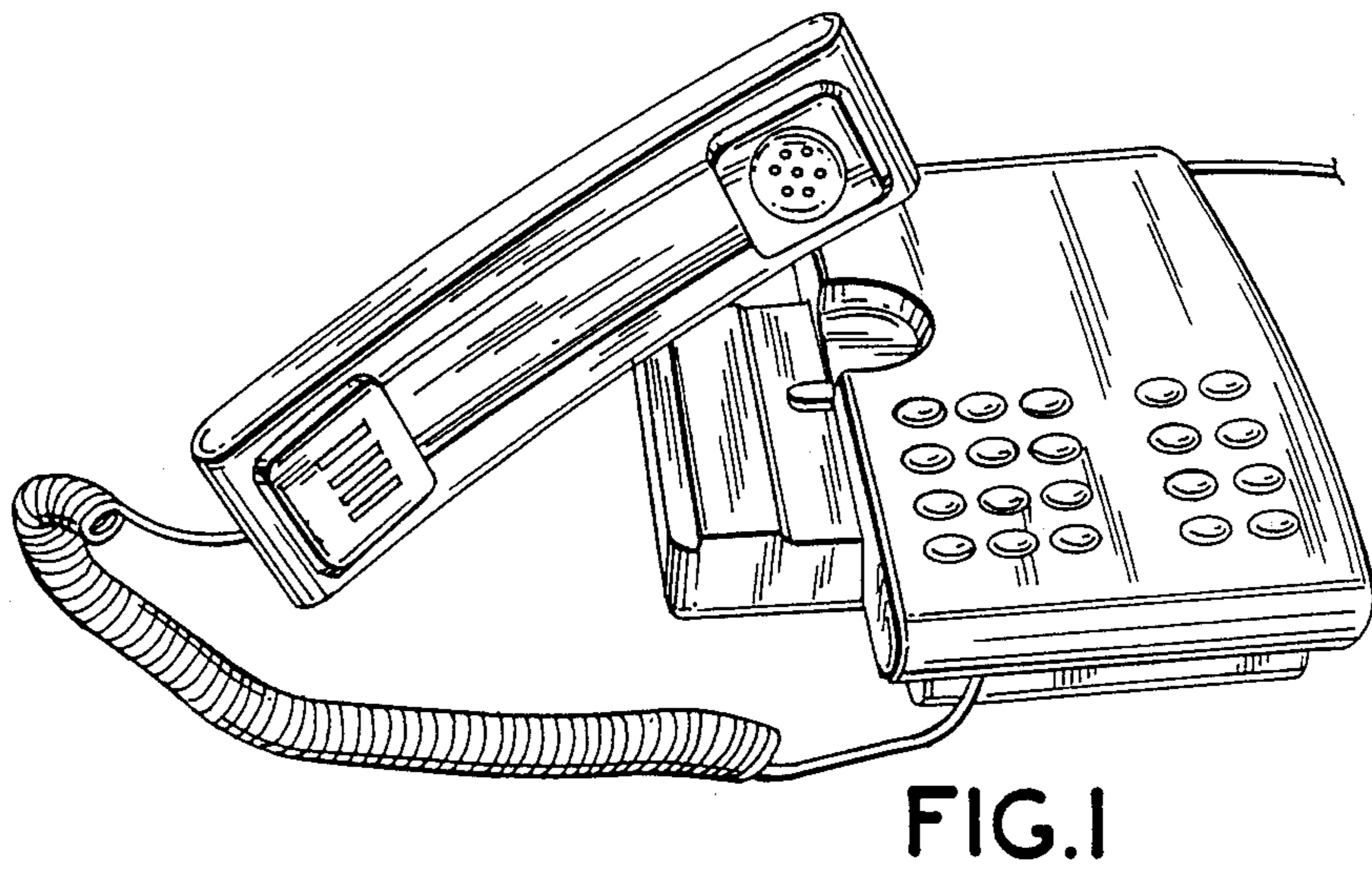
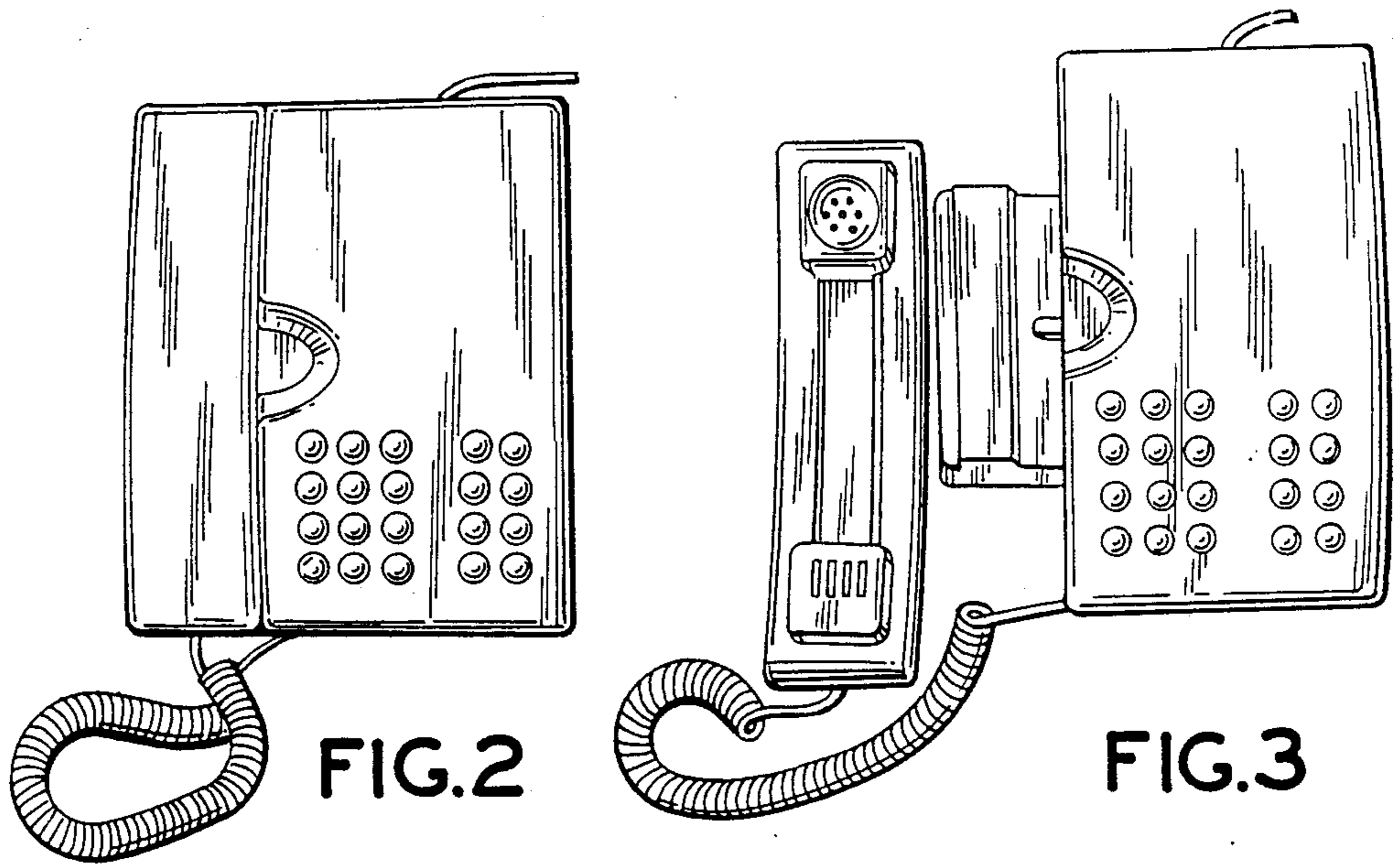


FIG. 4