

[54] VEHICLE DASHBOARD

[75] Inventors: Peter C. Haag, Fonthill; Donald G. Jones, Wainfleet, both of Canada; William E. Crookes, Waldwick, N.J.; Cristian J. Felix, Flushing, N.Y.

[73] Assignee: Deere & Company, Moline, Ill.

[**] Term: 14 Years

[21] Appl. No.: 244,428

[22] Filed: Sep. 16, 1988

[52] U.S. Cl. D12/192

[58] Field of Search D12/192, 85, 16; 296/70; 180/90

[56] References Cited

U.S. PATENT DOCUMENTS

D. 227,244	6/1973	Keene	D12/16
D. 296,090	6/1988	Huss	D12/85
4,570,738	2/1986	Grinde	180/196
4,664,208	5/1987	Horiuchi	180/23
4,706,770	11/1987	Simon	180/24.02

OTHER PUBLICATIONS

Westinghouse Electric Golf Cars brochure, p. 4, Dashboard of Electric Golf Car, top left side of page.
John Deere AMT 600 literature, published by Deere & Company, Moline, Illinois, issue date 1987.
AMT 600 All Material Transporter Operator's Manual,

issue OM-W38899 Issue A7, published by Deere & Company, Moline, Illinois, 1987.
Polaris ATV pictures, taken by Deere & Company, Moline, Illinois, Jul. 26, 1988.
Cushman Turf-Care Vehicles and Accessories, published by Outboard Marine Corporation, Lincoln, Nebraska, before Sep. 1988.
E-Z-GO Turf Vehicles, published by Textron, Augusta, Georgia, before Sep. 1988.
Kawasaki Mule 1000, published by Kawasaki Motors Corporation, U.S.A., before Sep. 1988.
Club Car Carryall, published by Club Car, Inc., Augusta, Georgia, before Sep. 1988.

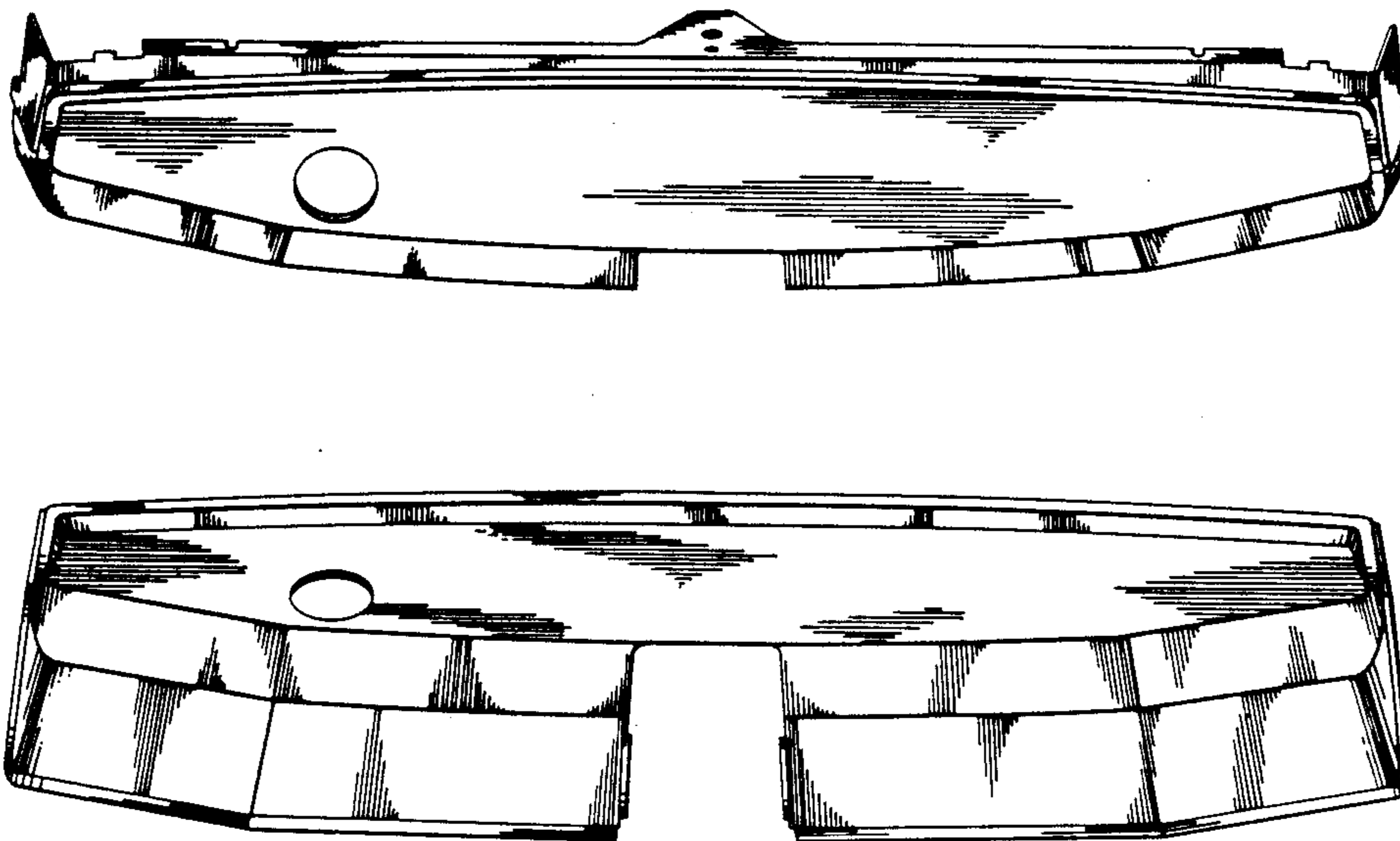
Primary Examiner—James M. Gandy

[57] CLAIM

The ornamental design for a vehicle dashboard, as shown and described.

DESCRIPTION

FIG. 1 is a perspective view of a vehicle dashboard showing our new design, the vehicle being shown in broken lines for illustrative purposes only and forms no part of the claimed design.
FIG. 2 is an enlarged top plan view thereof.
FIG. 3 is an enlarged front elevational view thereof.
FIG. 4 is an enlarged back elevational view thereof.
FIG. 5 is an enlarged bottom plan view thereof.
FIG. 6 is an enlarged left-hand end elevational view thereof.
FIG. 7 is an enlarged right-hand end elevational view thereof.



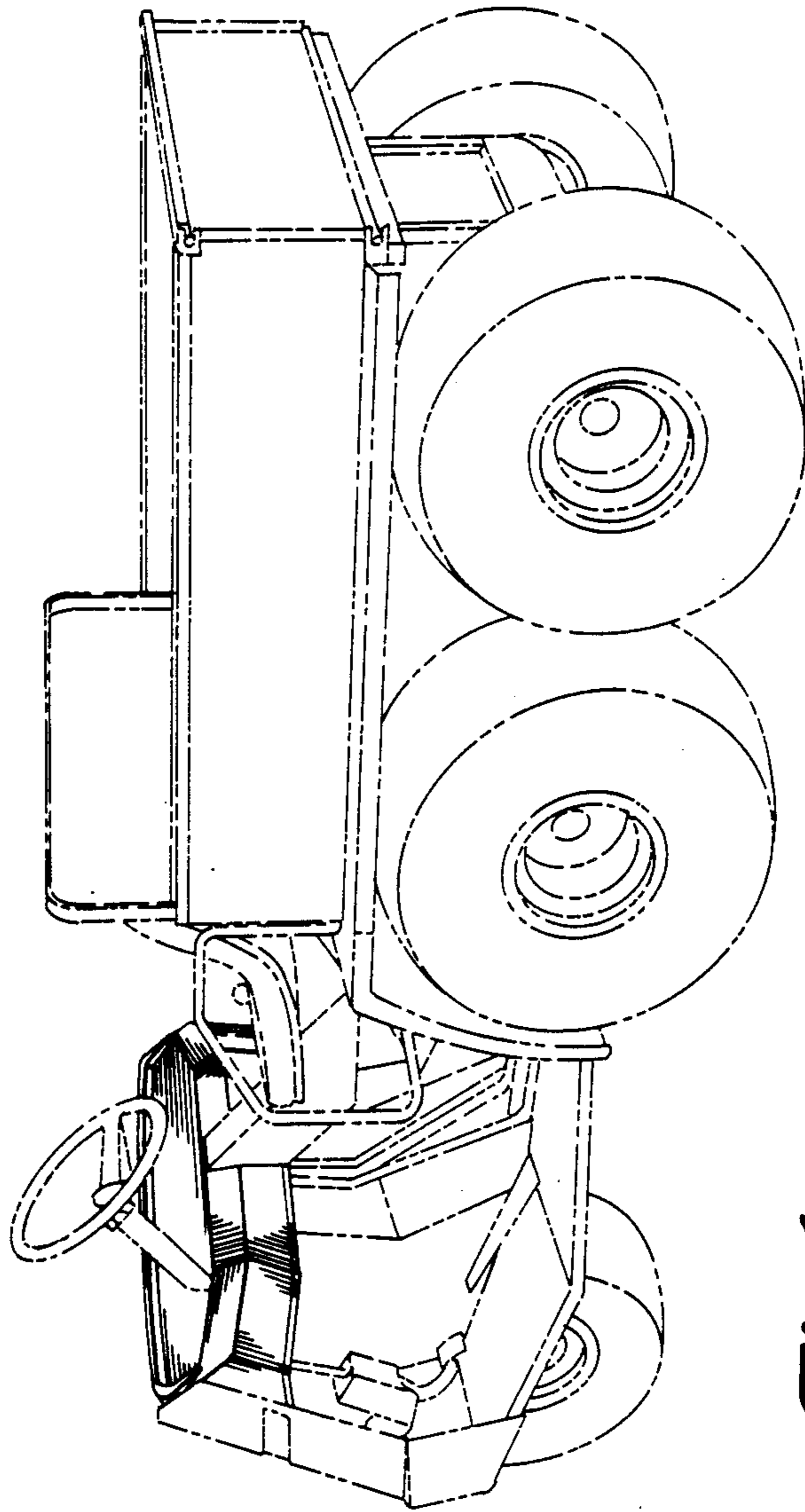


Fig. 1

Fig. 2

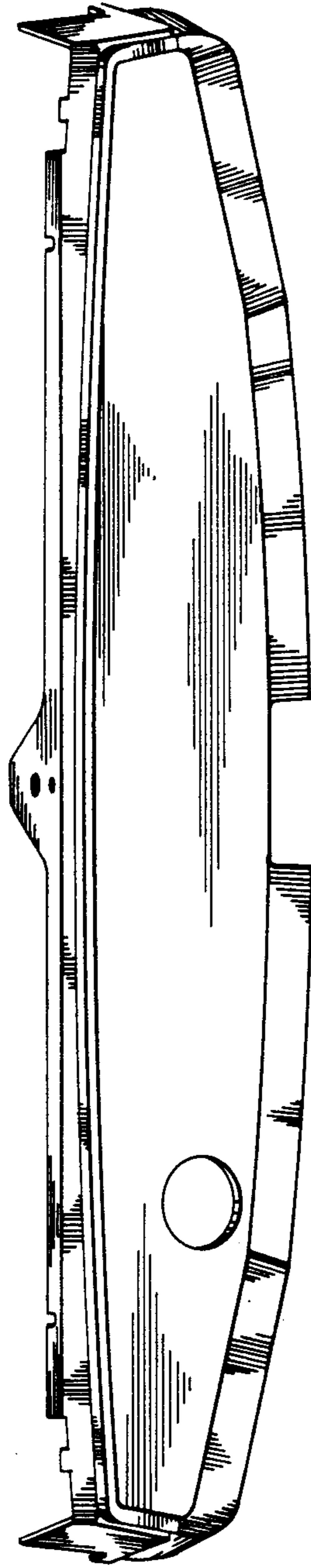


Fig. 3

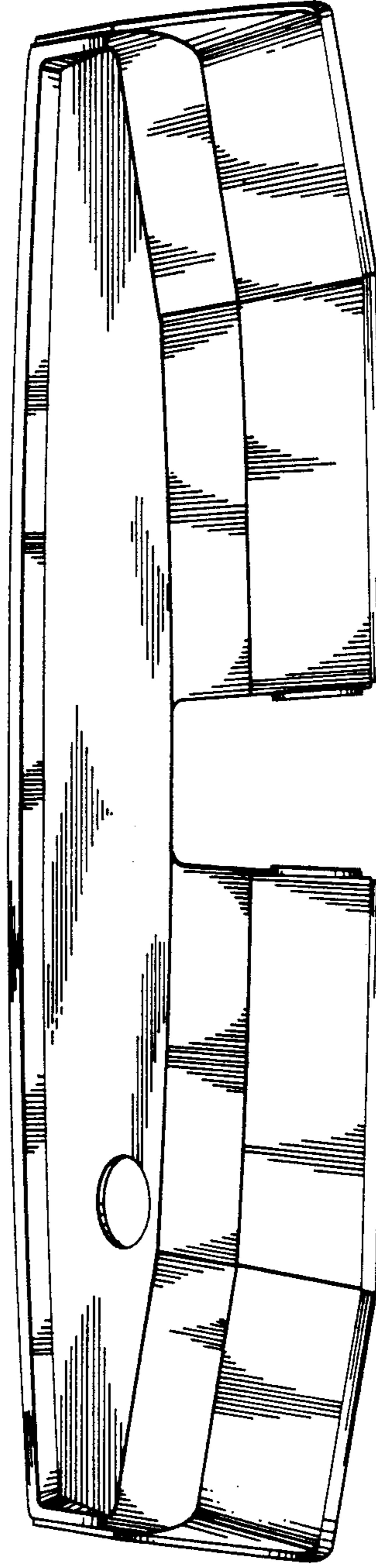


Fig. 4

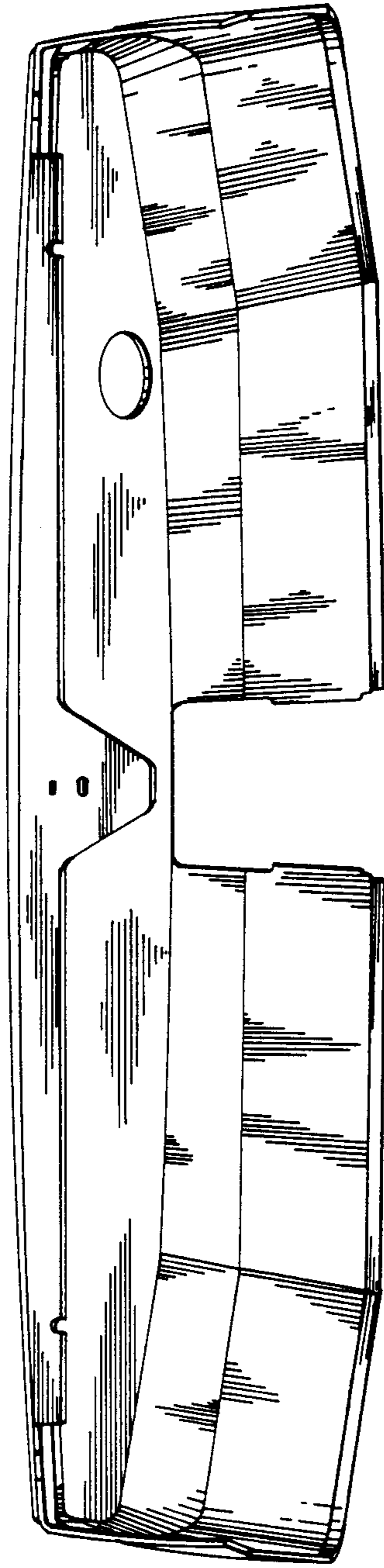
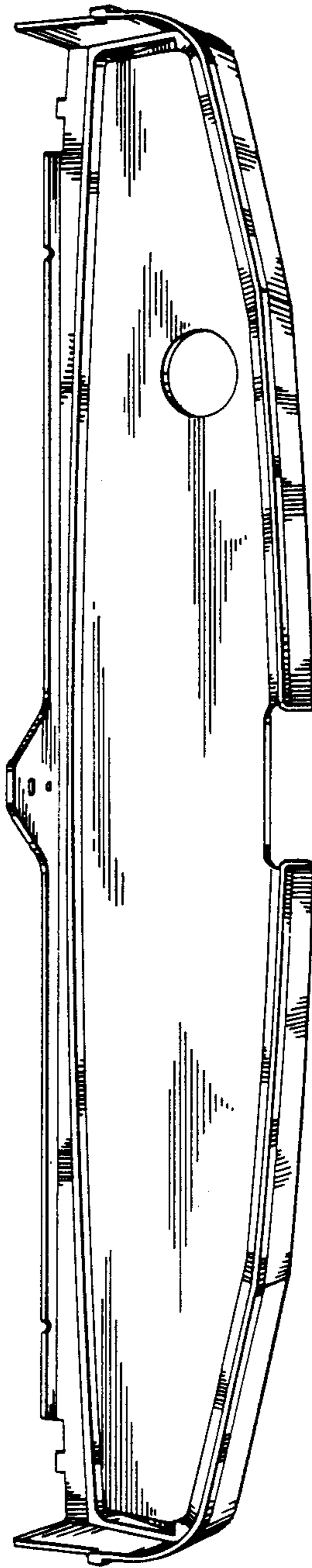


Fig. 5



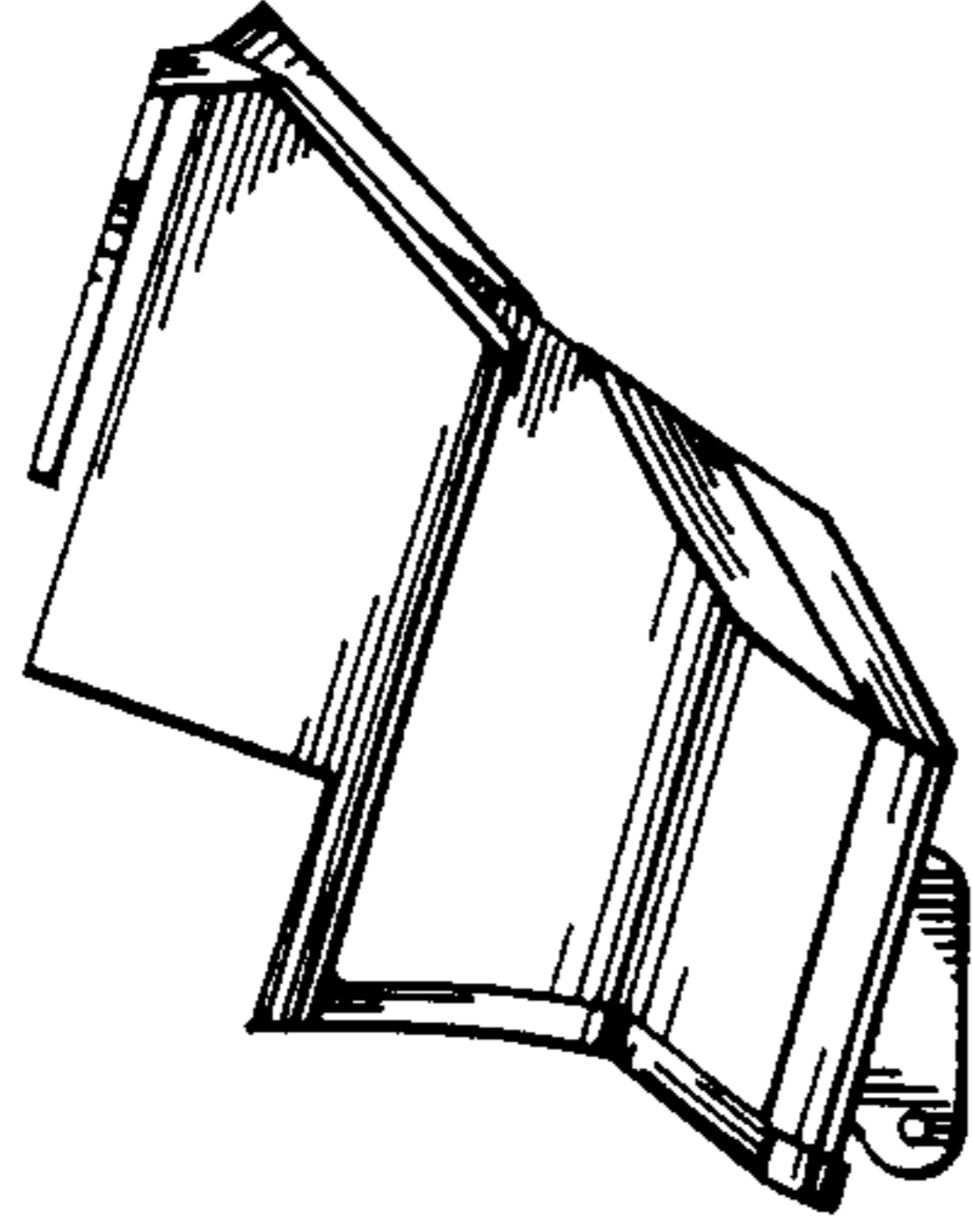


Fig. 6




Fig. 7