

[54] AERODYNAMIC SIDE SKIRT FOR A TRUCK

[75] Inventor: Robert F. Fingerle, Fremont, Calif.

[73] Assignee: Paccar Inc, Bellevue, Wash.

[\*\*] Term: 14 Years

[21] Appl. No.: 130,964

[22] Filed: Dec. 10, 1987

[52] U.S. Cl. .... D12/96

[58] Field of Search ..... D12/96, 190, 203, 181, D12/196; 296/183, 193, 197; 280/163, 164.1

[56] References Cited

U.S. PATENT DOCUMENTS

- D. 291,674 9/1987 Smith ..... D12/96
- D. 291,872 9/1987 Simons et al. .... D12/96

OTHER PUBLICATIONS

Commercial Car Journal, 6/87, p. 94, Side Skirt of Navistar Truck Cab, lower center of page.  
Kenworth brochure, Model T600A, ©1985.

Go Trucking Management, 7/87, pp. 50 & 51, Side Skirts on Truck Cabs.


Primary Examiner—James M. Gandy  
Attorney, Agent, or Firm—Flehr, Hohbach, Test, Albritton & Herbert


[57] CLAIM

The ornamental design for an aerodynamic side skirt for a truck, as shown and described.


DESCRIPTION

FIG. 1 is a perspective view of an aerodynamic side skirt for a truck showing my new design;  
FIG. 2 is a perspective view of an aerodynamic side skirt for a truck showing a second embodiment of my new design;  
FIG. 3 is an enlarged side elevation view of FIG. 2; and  
FIG. 4 is an enlarged side elevation view of FIG. 1.  
The broken line showing of a truck or portions of a truck cab shown in all four views of the drawing is for illustrative purposes only and forms no part of the claimed design.

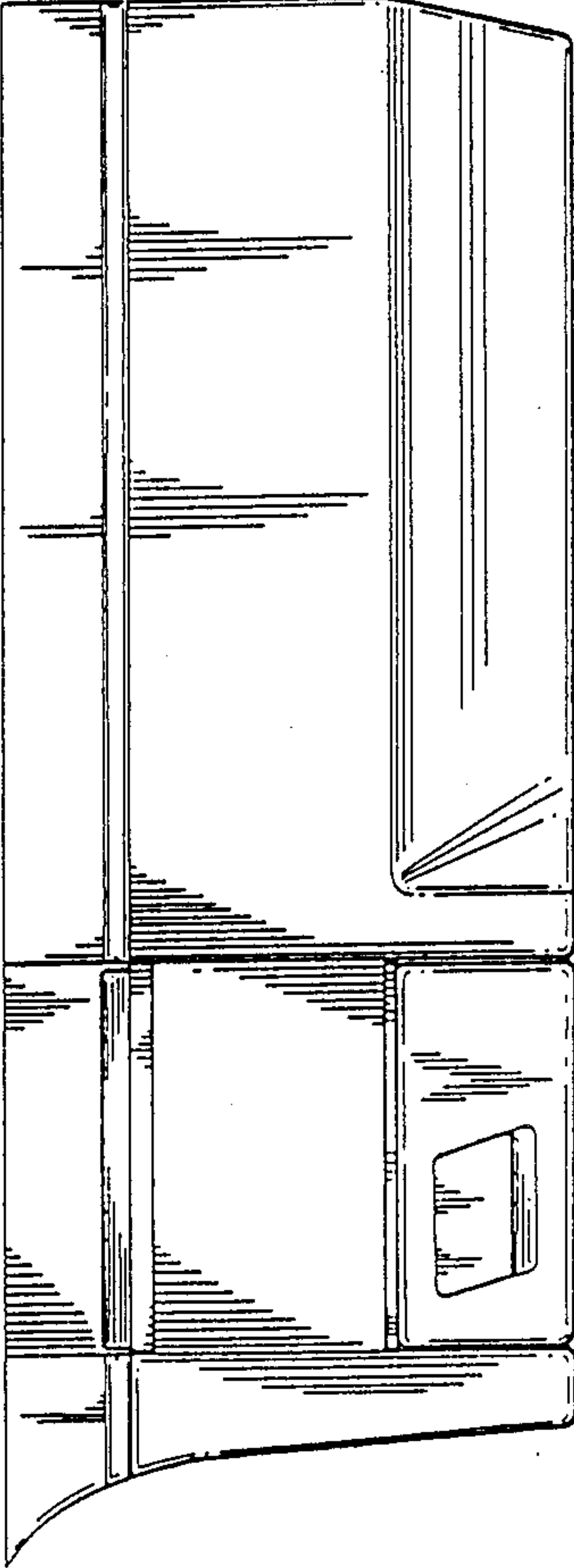




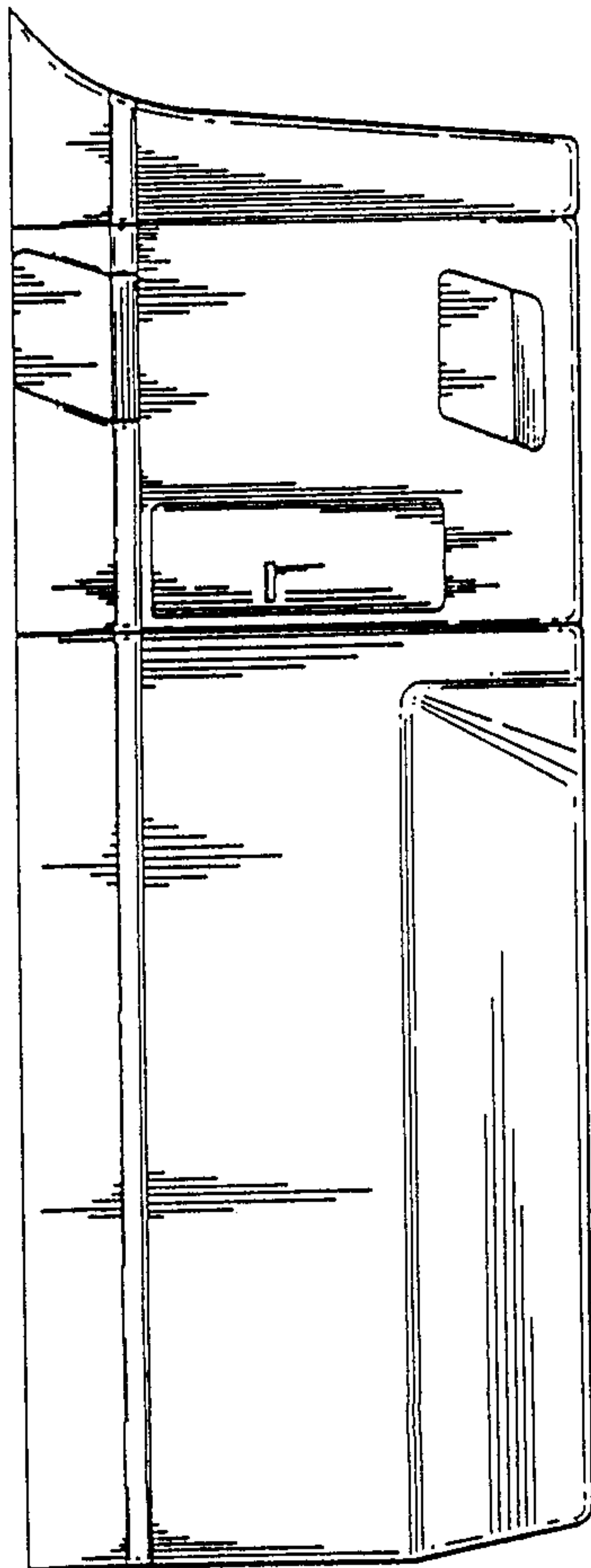
*Fig. 1*



*Fig. 2*



*Fig. 3.*



*Fig. 4*