

[54] WRIST WATCH

[75] Inventor: Masamichi Wakamatsu, Fussa, Japan

[73] Assignee: Casio Computer Co., Ltd., Tokyo, Japan

[**] Term: 14 Years

[21] Appl. No.: 91,521

[22] Filed: Aug. 31, 1987

[52] U.S. Cl. D10/38

[58] Field of Search D10/1-39, D10/122-128, 132; D11/1-3; 368/10, 107-112, 159, 223, 228, 232, 238-242, 281, 282, 285, 294-296

[56] References Cited

U.S. PATENT DOCUMENTS

- D. 225,124 11/1972 Osawa D10/39
- D. 257,479 11/1980 Carré D10/30
- D. 278,315 4/1985 Houlihan D10/30
- D. 279,273 6/1985 Giugiaro D10/30 X
- D. 293,300 12/1987 Nikaido D10/32
- D. 295,264 4/1988 Takeichi D10/30
- D. 297,417 8/1988 Asano D11/2 X
- 4,533,256 8/1985 Ostendorf 368/10 X

OTHER PUBLICATIONS

European Jeweler, 6/1976, p. 23, Omega Bad Soden Watch.

Hong Kong Enterprise, 9/1981, p. 74, Watch TB901.

European Jeweler, 8/1986, p. 84, 2 Watches, bottom right.

Hong Kong Enterprise, 7/1987, p. 107, Watch TT339.

Primary Examiner—Nelson C. Holtje

Assistant Examiner—Gary D. Watson

Attorney, Agent, or Firm—Frishauf, Holtz, Goodman & Woodward

[57] CLAIM

The ornamental design for a wrist watch, as shown and described.

DESCRIPTION

FIG. 1 is a front elevational view of a wrist watch showing my new design;

FIG. 2 is a top plan view;

FIG. 3 is a right side elevational view;

FIG. 4 is a left side elevational view;

FIG. 5 is a bottom plan view;

FIG. 6 is a rear elevational view; and

FIG. 7 is a right front perspective view thereof.




FIG. 2




FIG. 4

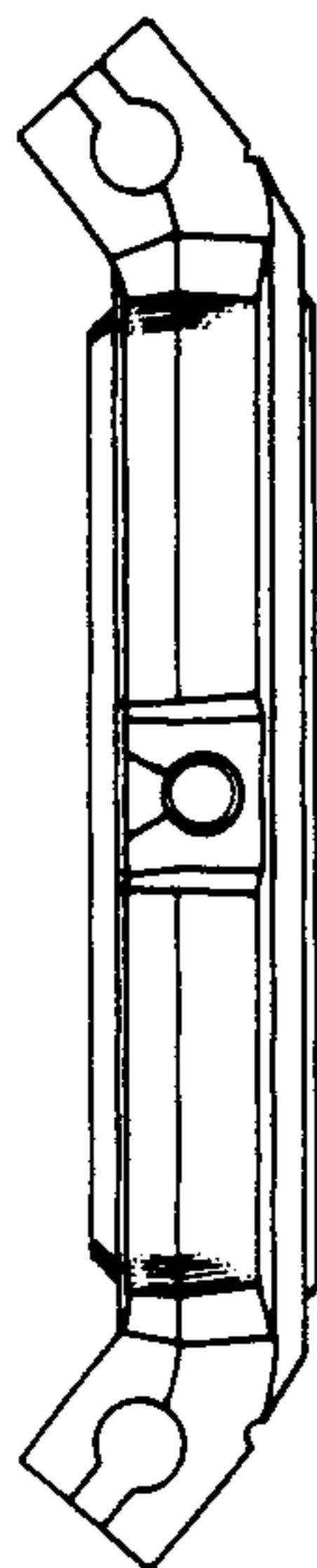


FIG. 1




FIG. 3

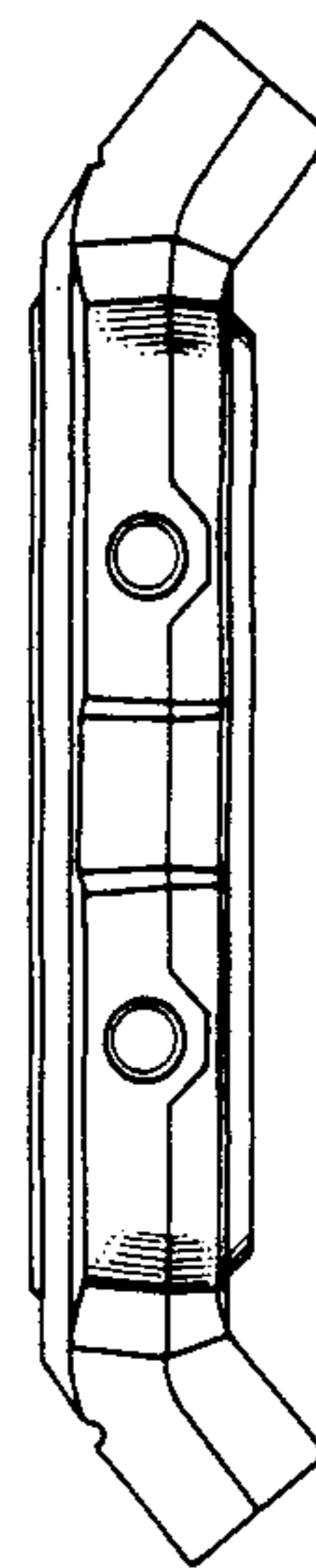


FIG. 5




FIG. 6

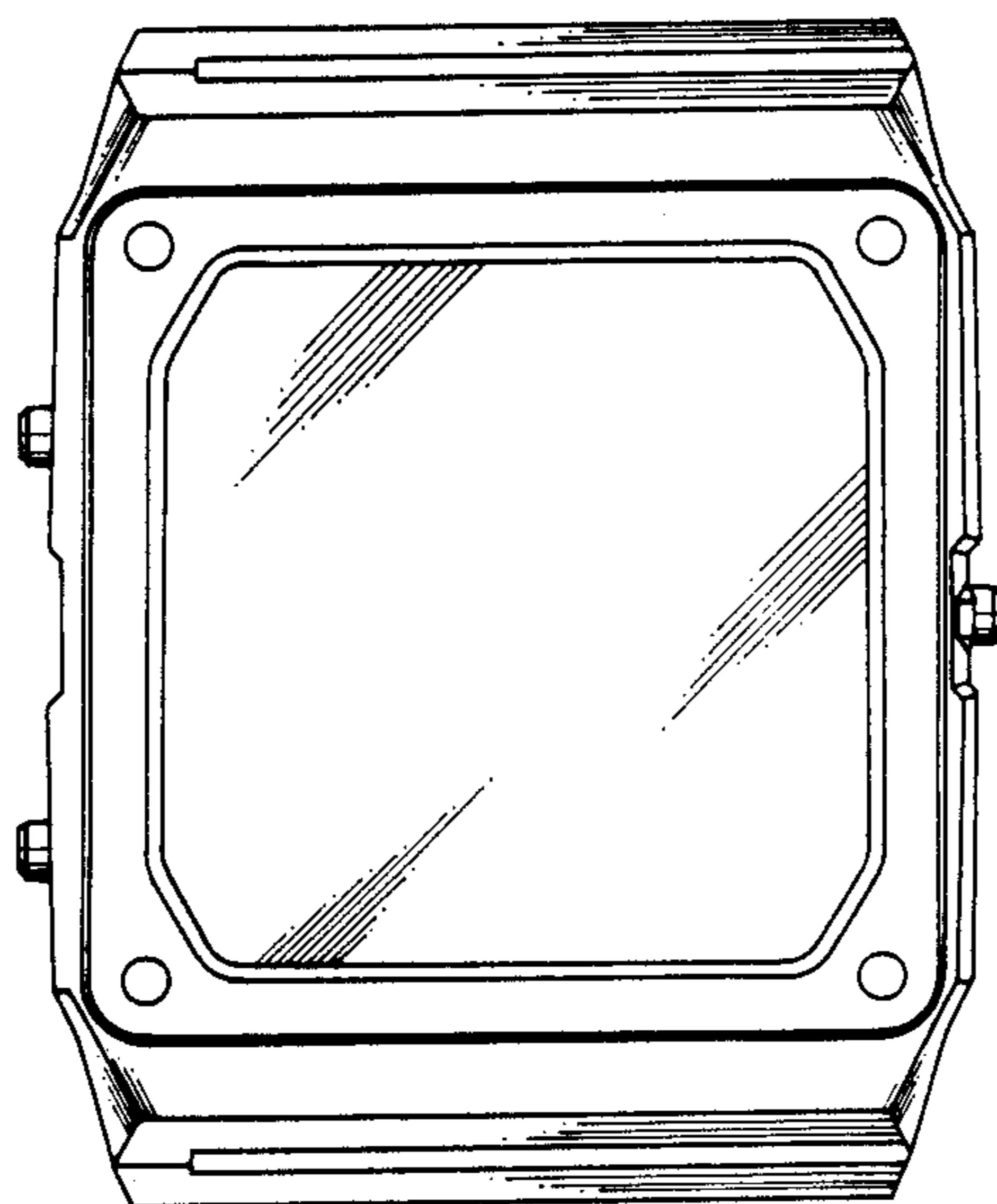


FIG. 7

