

[54] **WALL BRACKET**

4,306,702 12/1981 Martin 248/217.1

[76] **Inventor: Robert T. Petley, 7801 E. Gray Rd., Suite 1, Scottsdale, Ariz. 85260**

Primary Examiner—Wallace R. Burke
Assistant Examiner—Mary Jackson
Attorney, Agent, or Firm—Warren F. B. Lindsley

[**] **Term: 14 Years**

[57] **CLAIM**

[21] **Appl. No.: 179,900**

The ornamental design for a wall bracket, as shown and described.

[22] **Filed: Apr. 7, 1988**

[52] **U.S. Cl. D8/373**

[58] **Field of Search** D8/373, 371, 363, 380, D8/381; 248/217.1, 217.2, 217.3, 546, 216.1, 216.4, 214, 215, 300, 247

DESCRIPTION

FIG. 1 is a front perspective view of a wall bracket showing my new design;

FIG. 2 is a reduced top plan view thereof;

FIG. 3 is a bottom plan view thereof;

FIG. 4 is a front elevational view thereof;

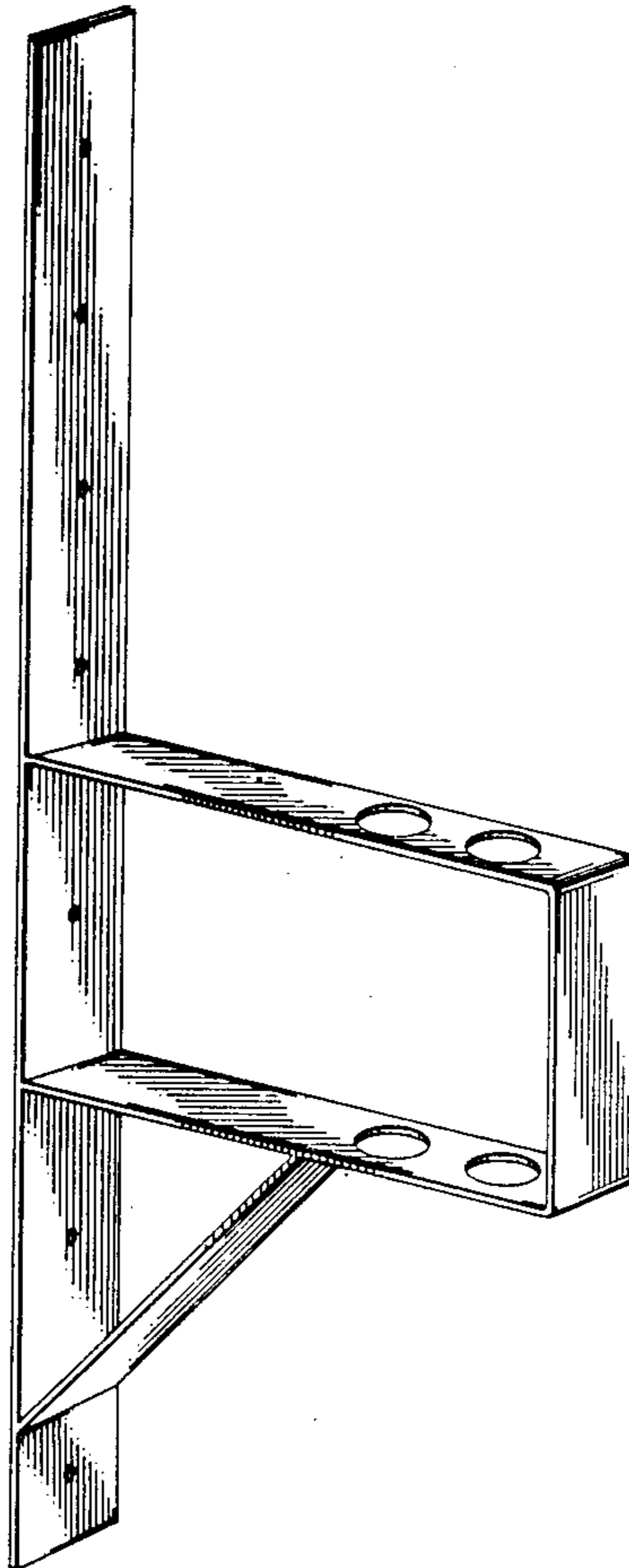
FIG. 5 is a right elevational view, with the opposite side being a mirror image thereof.

FIG. 6 is a right elevational view, with the opposite side being a mirror image thereof.

[56] **References Cited**

U.S. PATENT DOCUMENTS

D. 285,410	9/1986	Webber	D8/381
2,588,995	3/1952	Setvate	248/247
2,859,879	11/1958	Rogers et al.	248/247



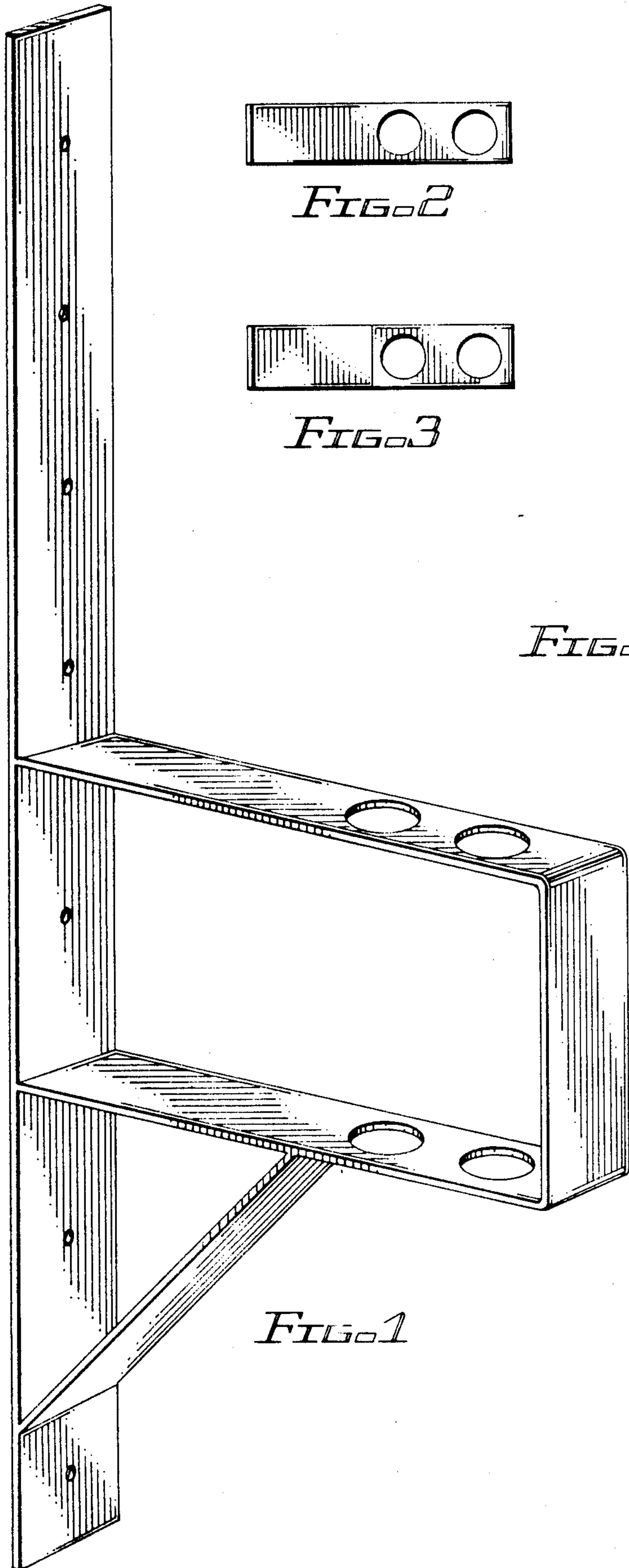


FIG. 2



FIG. 3

FIG. 4




FIG. 5




FIG. 6