

[54] **MAGAZINE RACK**

[75] **Inventor:** Peter M. Yau Kee, Happy Valley,
Hong Kong

[73] **Assignee:** Rosalco, Inc., Louisville, Ky.

[*] **Notice:** The portion of the term of this patent
subsequent to Jan. 29, 2005 has been
disclaimed.

[**] **Term:** 14 Years

[21] **Appl. No.:** 428,651

[22] **Filed:** Nov. 20, 1989

Related U.S. Application Data

- [62] Division of Ser. No. 295,566, Jan. 10, 1989, Pat. No. D.
309,536.
[52] **U.S. Cl.** D6/462; D6/467
[58] **Field of Search** D6/410, 411, 413, 458,
D6/462, 467; 211/182

[56] **References Cited**

U.S. PATENT DOCUMENTS

- D. 162,926 4/1951 Berkowitz D6/462
D. 177,903 6/1956 Duchin D6/462
D. 189,356 11/1960 Kolkey D6/462
D. 190,044 4/1961 Christoffersen D6/462
D. 228,052 8/1973 Howard D6/462

OTHER PUBLICATIONS

Speigel, Spring 1983, p. 337, space saving rack.
The Small House, p. 15, Aug. 1932.
W. Bell and Co. 1986 Catalog, p. 194, #14.

Primary Examiner—Bruce W. Dunkins
Assistant Examiner—Jeffrey Asch
Attorney, Agent, or Firm—Rhodes, Coats & Bennett

[57] **CLAIM**

The ornamental design for a magazine rack, as shown
and described.

DESCRIPTION

FIG. 1 is a front perspective view of a magazine rack
showing my new design;
FIG. 2 is a right side elevational view, the left side being
a mirror image thereof; and
FIG. 3 is a rear elevational view thereof.

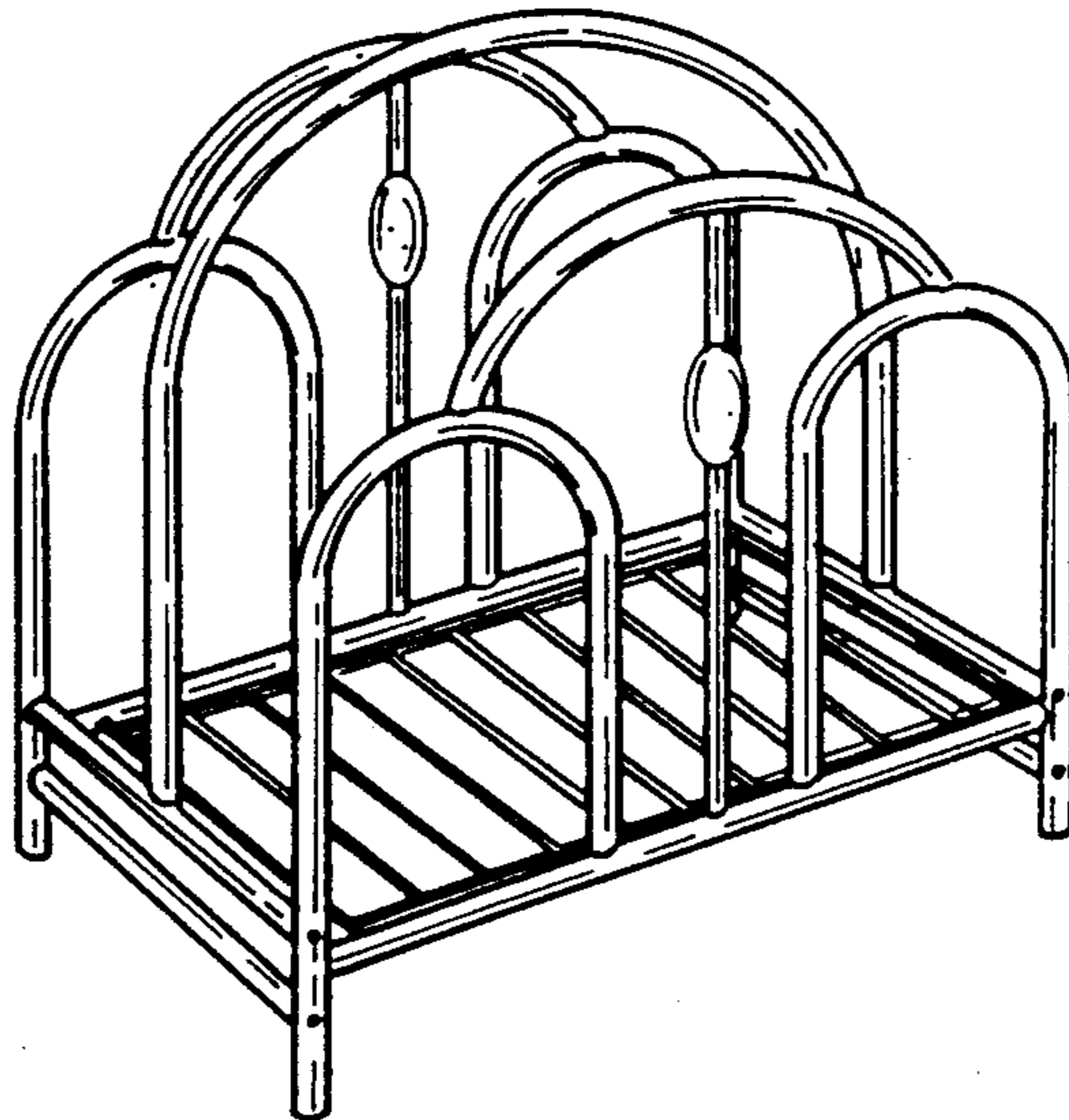


FIG. 1

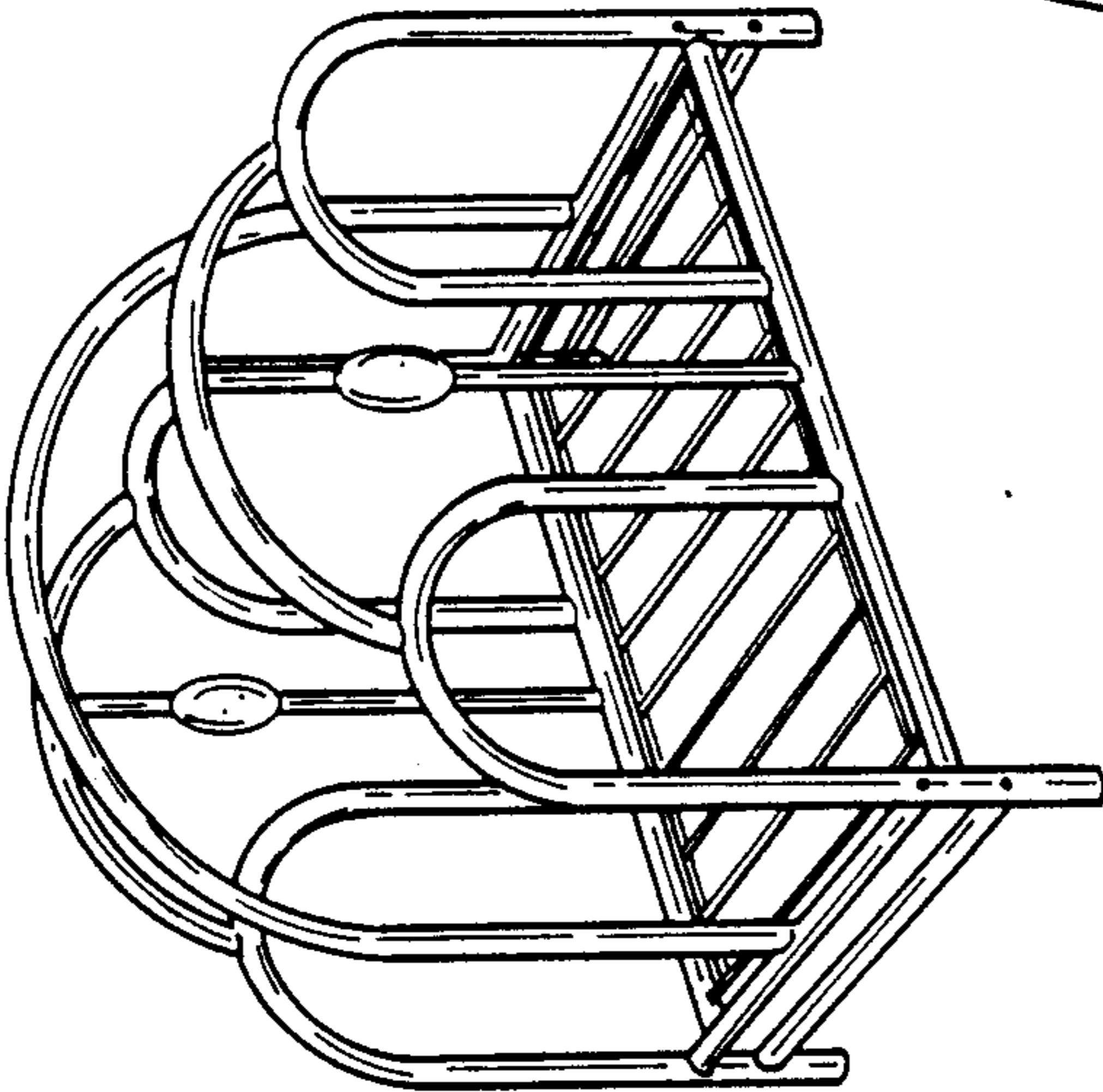


FIG. 2




FIG. 3

