

[54] **BATHTUB**

[76] **Inventor: George S. Gruber, 27563 Oak Spring
Can Yon Rd., Canyon Country,
Calif. 91351**

[**] **Term: 14 Years**

[21] **Appl. No.: 130,727**

[22] **Filed: Dec. 10, 1987**

[52] **U.S. Cl. D23/281**

[58] **Field of Search D23/270-283,
D23/303-307; D24/38, 39; 4/513, 538-544,
546, 559, 571-579, 584, 589, 590**

[56] **References Cited**

U.S. PATENT DOCUMENTS

D. 245,542 8/1977 Melcior D24/38
D. 247,978 5/1978 D'Innocente D24/38
D. 254,572 3/1980 Reineman D24/38
D. 266,692 10/1982 Harrison D23/281
D. 267,190 12/1982 Harrison D23/281
D. 270,760 9/1983 Wiley D24/38

D. 274,454 6/1984 Robinson D23/281
D. 274,835 7/1984 Gruber D23/281
D. 277,985 3/1985 Kingsley D23/277 X
D. 285,600 9/1986 Steinhardt D23/277
D. 286,811 11/1986 Diamond D23/281
D. 287,397 12/1986 Cuttriss D23/281
D. 288,350 2/1987 Diamond D23/280
2,566,495 9/1951 Miyakawa 4/590


Primary Examiner—James R. Largen

[57] **CLAIM**

The ornamental design for a bathtub, as shown and described.

DESCRIPTION

FIG. 1 is a perspective view taken from the top, rear and right side of a bathtub showing my new design; FIG. 2 is a right side elevational view thereof the left side being a mirror image of the right side shown; FIG. 3 is a top plan view thereof; FIG. 4 is a rear elevational view thereof; FIG. 5 is a front elevational view thereof; and FIG. 6 is a perspective view taken from the top, front and left side thereof.






FIG. 1

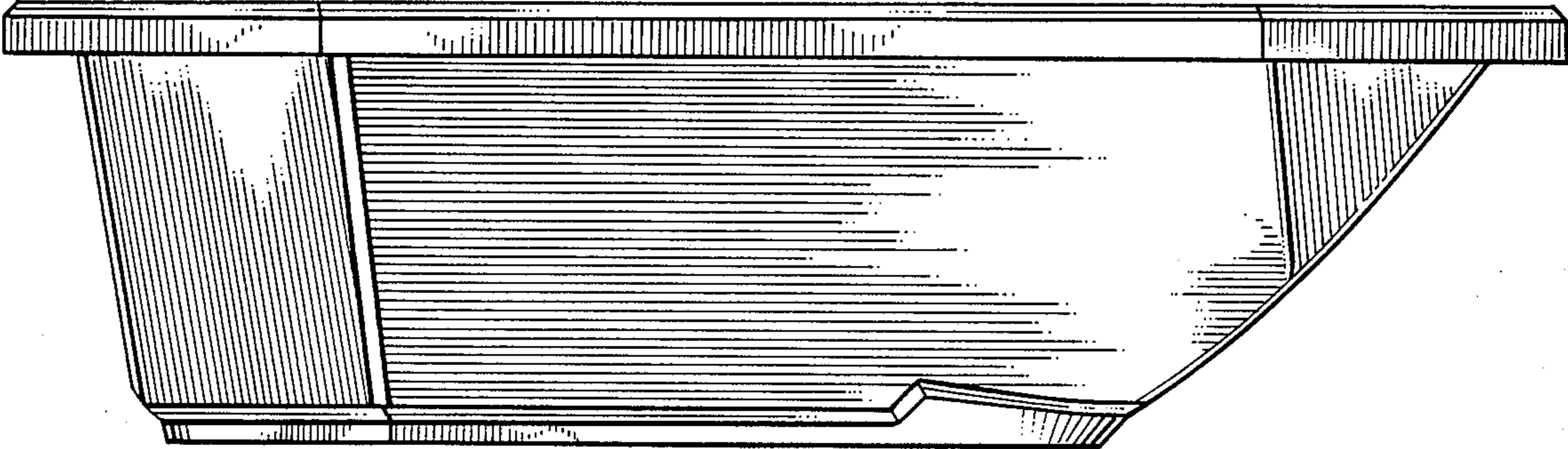


FIG. 2

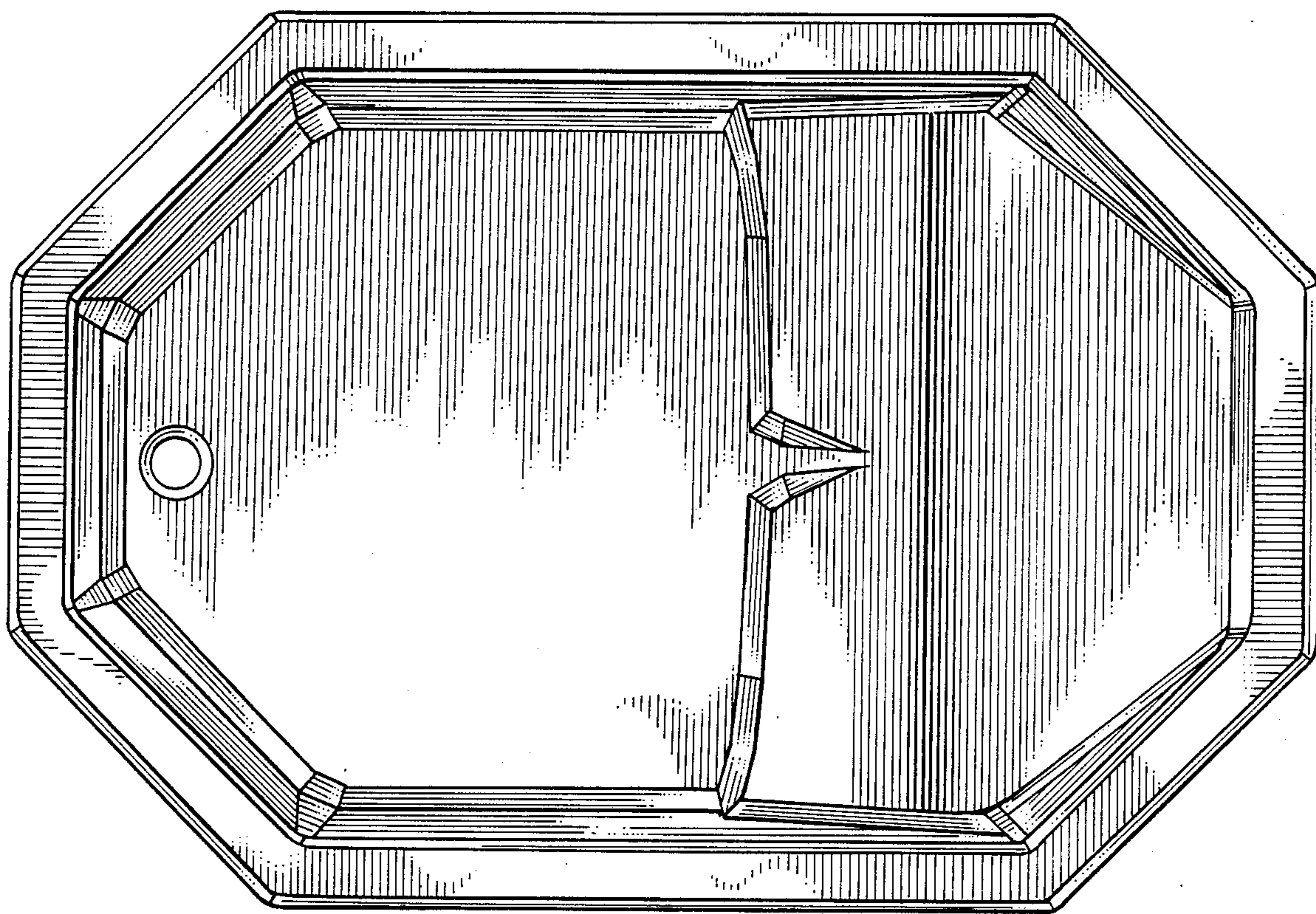


FIG. 3




FIG. 4




FIG. 5




FIG. 6