

[54] **KITCHEN WORK TABLE PLATE**

[75] **Inventor: Gerd Bulthaup, Aich, Fed. Rep. of Germany**

[73] **Assignee: Bulthaup GmbH & Co. KG, Aich, Fed. Rep. of Germany**

[\*\*] **Term: 14 Years**

[21] **Appl. No.: 66,407**

[22] **Filed: Jun. 25, 1987**

[30] **Foreign Application Priority Data**

Dec. 29, 1986 [DE] Fed. Rep. of Germany ..... MR 452  
[52] **U.S. Cl. .... D23/287**  
[58] **Field of Search .... D23/287; 4/630, 631, 4/637; 312/198, 279, 228; D6/396, 399**

[56] **References Cited**

**U.S. PATENT DOCUMENTS**

D. 260,424 8/1981 Kinsey et al. .... D23/287  
2,178,411 10/1939 Tietz ..... 312/228 X  
2,884,649 5/1959 Scharmer ..... 4/631 X

**FOREIGN PATENT DOCUMENTS**

257272 2/1964 Australia ..... 4/631

*Primary Examiner*—A. Hugo Word  
*Assistant Examiner*—Stella M. Reid  
*Attorney, Agent, or Firm*—Hopgood, Calimafde, Kalil, Blaustein & Judlowe

[57] **CLAIM**

The ornamental design for a kitchen work table plate, as shown and described.

**DESCRIPTION**

FIG. 1 is a front perspective view of a kitchen table plate, showing my new design;  
FIG. 2 is a top plan view thereof;  
FIG. 3 is an end elevational view thereof, the opposite end elevational view being identical;  
FIG. 4 is a front elevational view thereof, the rear elevational view thereof being identical;  
FIG. 5 is a cross-sectional view thereof, taken along line 5—5 of FIG. 2; and  
FIG. 6 is a bottom plan view thereof.  
The broken line showing in FIGS. 1, 2 and 5 is for illustrative purposes only and forms no part of the claimed design.

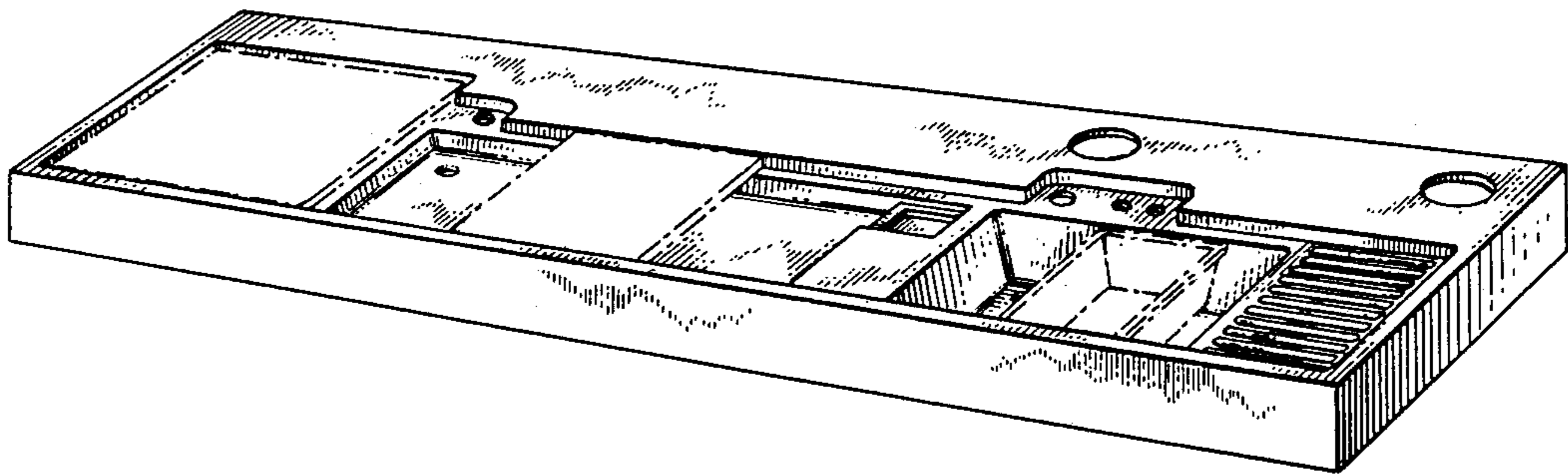


FIG. 1.

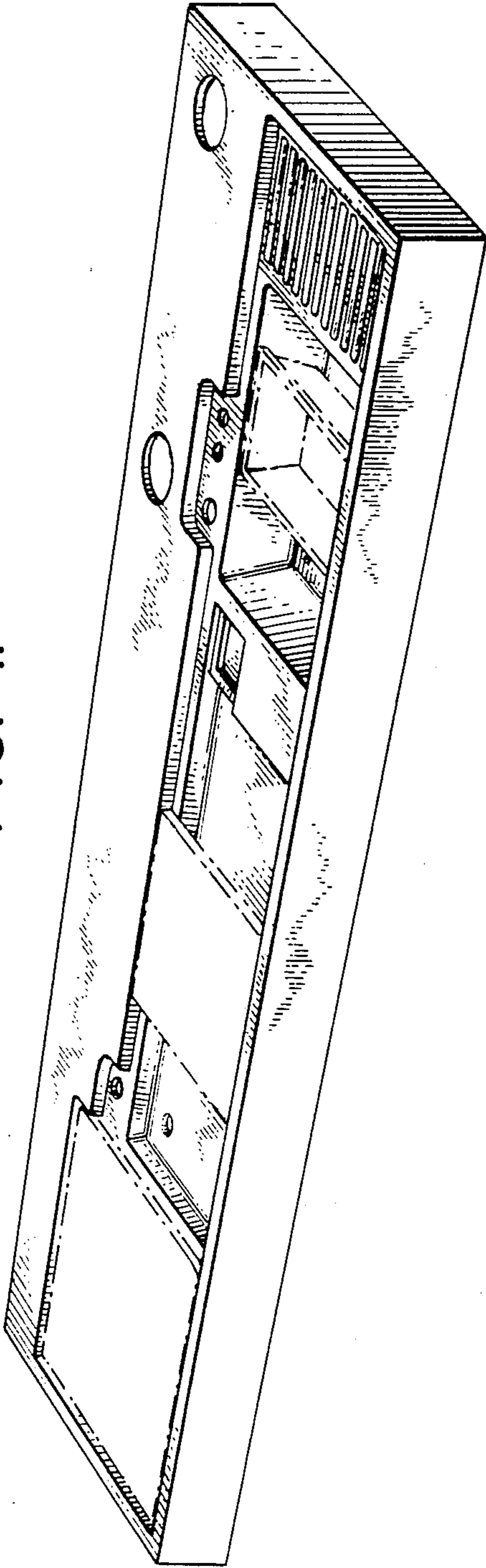


FIG. 2.

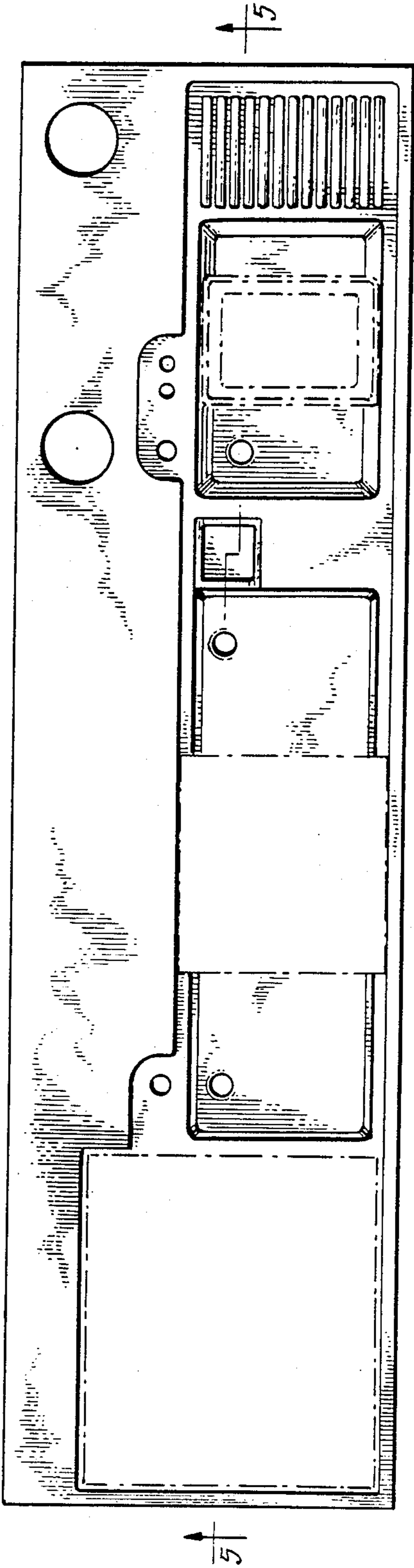


FIG. 3.



FIG. 4.



FIG. 5.

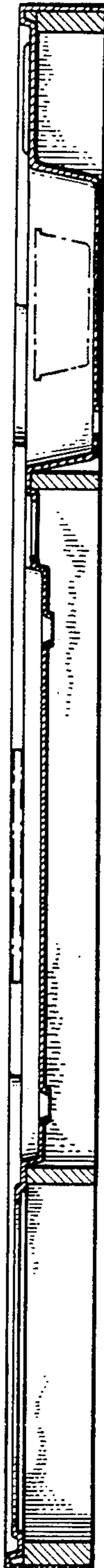


FIG. 6.

