

[54] **INK CARTRIDGE**

[75] **Inventor: Takashi Yomo, Kawasaki, Japan**

[73] **Assignee: Canon Kabushiki Kaisha, Tokyo, Japan**

[\*\*] **Term: 14 Years**

[21] **Appl. No.: 180,796**

[22] **Filed: Apr. 12, 1988**

[30] **Foreign Application Priority Data**

Oct. 19, 1987 [JP] Japan ..... 62-42801  
[52] **U.S. Cl. .... D18/22**  
[58] **Field of Search .... D18/12, 13, 22, 99;**  
D14/100, 109, 114, 115, 121; 340/700; 346/140  
PD, 126; 400/67, 121, 124, 126, 175, 194, 197,  
200-202, 202.1-202.3, 248, 679, 690.1, 691-693,  
719

[56] **References Cited**

**U.S. PATENT DOCUMENTS**

D. 262,923 2/1982 Broilliard ..... D19/424  
D. 280,913 10/1985 Nibley et al. .... D18/22

D. 281,333 11/1985 Nibley et al. .... D18/22  
D. 303,958 10/1989 Cranston et al. .... D14/114  
D. 304,178 10/1989 Cranston et al. .... D14/109

**OTHER PUBLICATIONS**

Canon Bubble-Jet Printer DJ-130 Brochure; 1988.

*Primary Examiner*—A. Hugo Word

*Assistant Examiner*—CathyAnne MacCormac

*Attorney, Agent, or Firm*—Fitzpatrick, Cella, Harper & Scinto

[57] **CLAIM**

The ornamental design for an ink cartridge, as shown and described.

**DESCRIPTION**

FIG. 1 is a front elevational view of an ink cartridge showing my new design;  
FIG. 2 is a rear elevational view thereof;  
FIG. 3 is a top plan view thereof;  
FIG. 4 is a bottom plan view thereof;  
FIG. 5 is a left side elevational view thereof;  
FIG. 6 is a right side elevational view thereof; and  
FIG. 7 is a perspective view thereof.

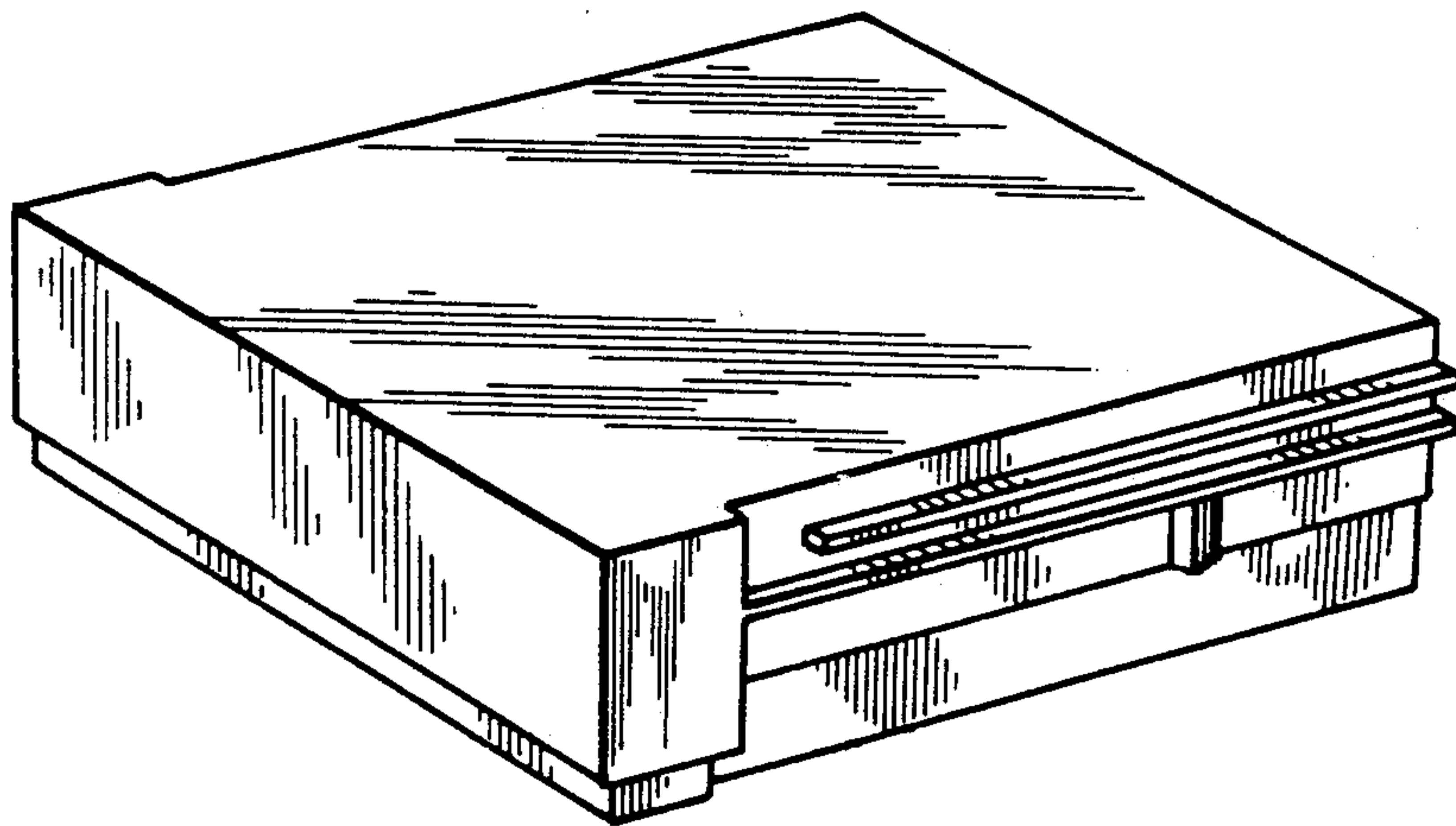


FIG. 1




FIG. 2

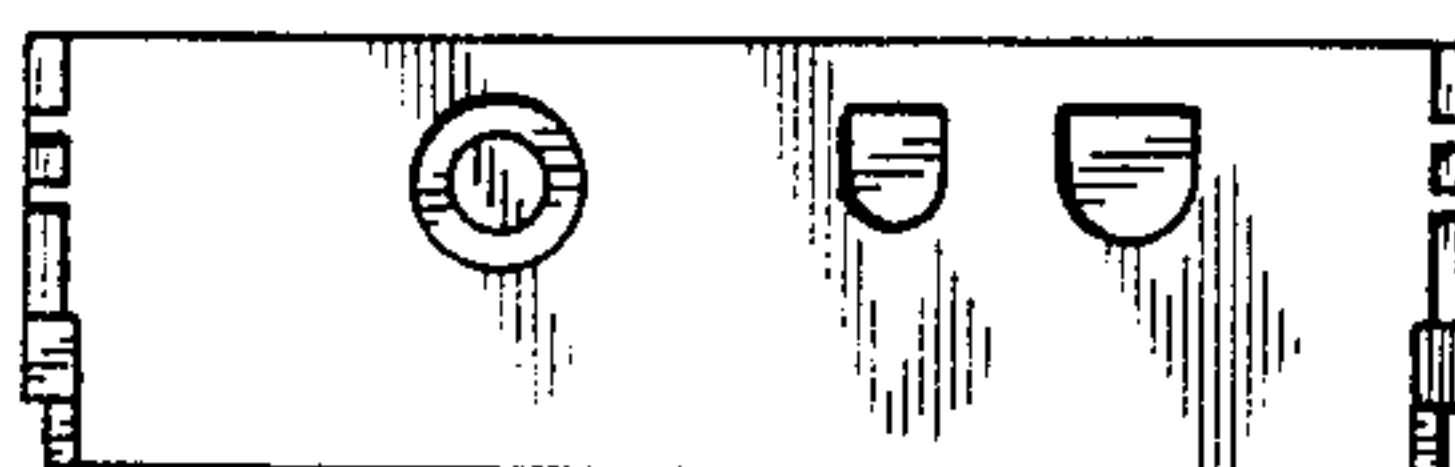


FIG. 3

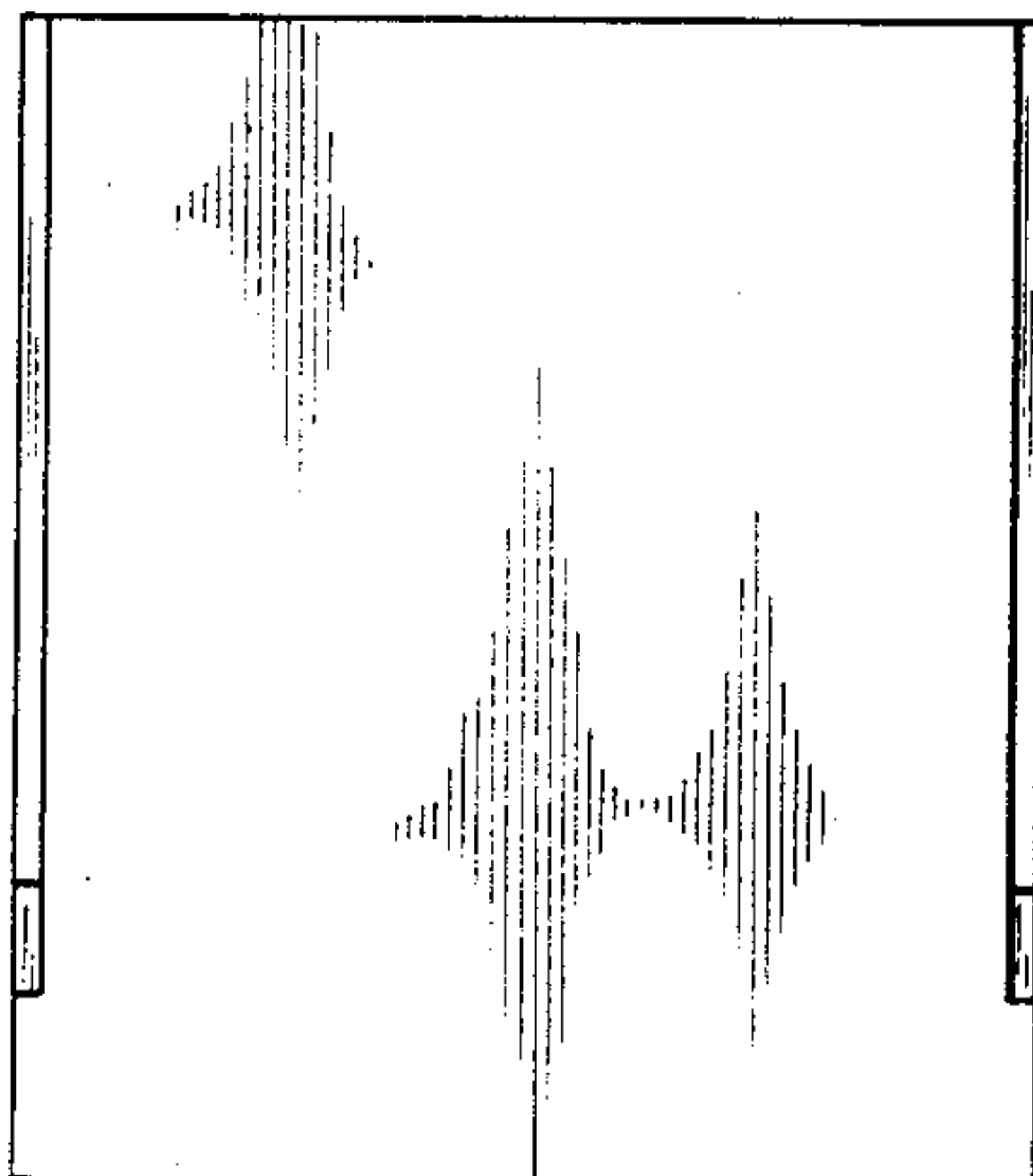


FIG. 4




FIG. 5




FIG. 6




FIG. 7

