

[54] TYPEWRITER

[75] Inventors: Hiroshi Sakaguchi; Toshiya Takahashi, both of Osaka, Japan

[73] Assignee: Sharp Corporation, Osaka, Japan

[**] Term: 14 Years

[21] Appl. No.: 206,615

[22] Filed: Jun. 14, 1988

[30] Foreign Application Priority Data

Dec. 26, 1987 [JP] Japan 62-53654

[52] U.S. Cl. D18/1

[58] Field of Search D18/1, 2, 11; 400/109-111, 472, 485, 486, 691-694, 696

[56] References Cited

U.S. PATENT DOCUMENTS

D. 279,686	7/1985	Mimoto	D18/1
D. 291,580	8/1987	Nibley et al.	D18/1
D. 292,806	11/1987	Omino et al.	D18/1
D. 298,636	11/1988	Sugiyama	D18/1
D. 299,358	1/1989	Tsukada	D18/1
4,509,874	4/1985	Hira et al.	400/691
4,693,525	9/1987	Shinoto	312/208
4,749,289	6/1988	Sugiura et al.	400/696 X


Primary Examiner—Nelson C. Holtje
Assistant Examiner—Caron D. Veynar
Attorney, Agent, or Firm—Flehr, Hohbach, Test, Albritton & Herbert


[57] CLAIM

The ornamental design for a typewriter, as shown and described.


DESCRIPTION

FIG. 1 is a right, front perspective view of a typewriter with the roll cover open showing our new design; FIG. 2 is a top plan view thereof with the roller cover closed; FIG. 3 is a bottom plan view thereof; FIG. 4 is a front elevational view thereof; FIG. 5 is a rear elevational view thereof; FIG. 6 is a right side elevational view thereof, the left side elevational view being a mirror image thereof; FIG. 7 is a top plan view thereof with the keyboard cover in place; FIG. 8 is a front elevational view thereof with the keyboard cover in place; and FIG. 9 is a right side elevational view thereof with the keyboard cover in place, the left side elevational view being a mirror image thereof.







FIG_1



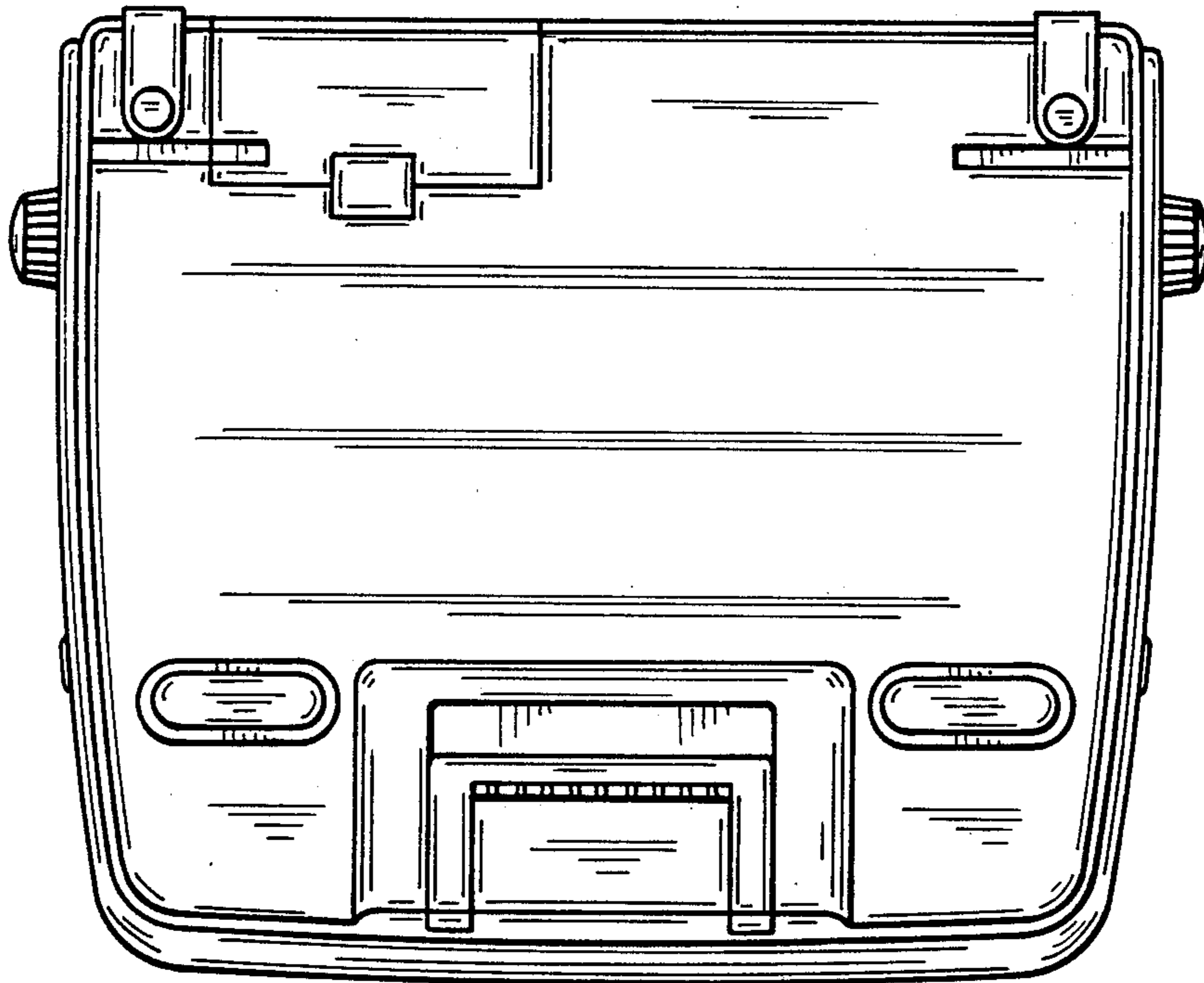
FIG_6



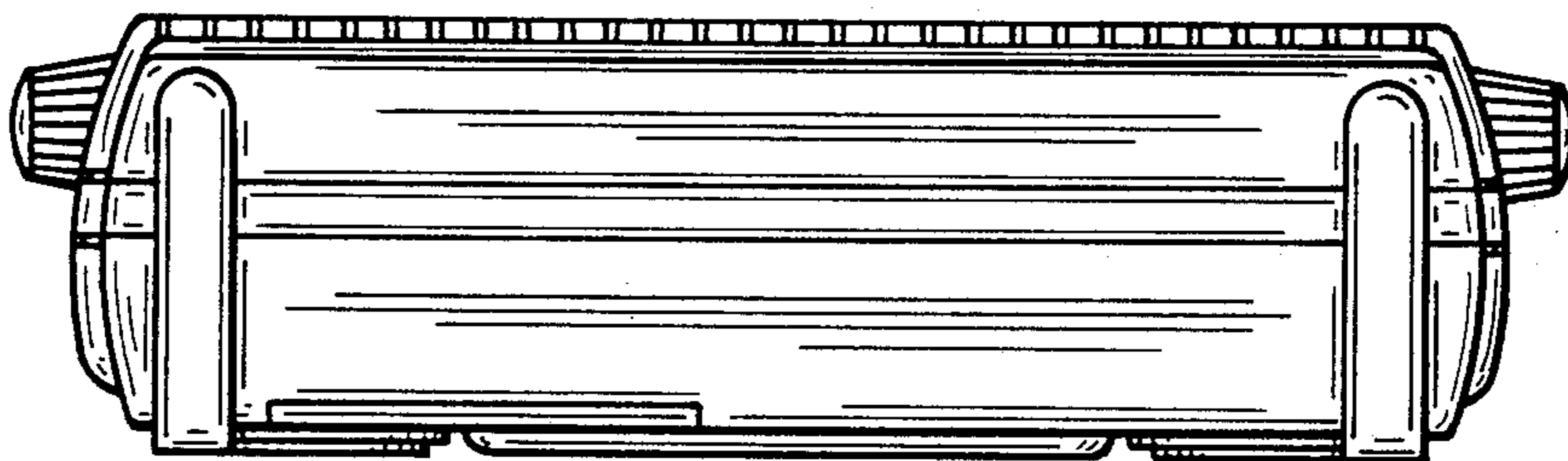
FIG_2




FIG_4



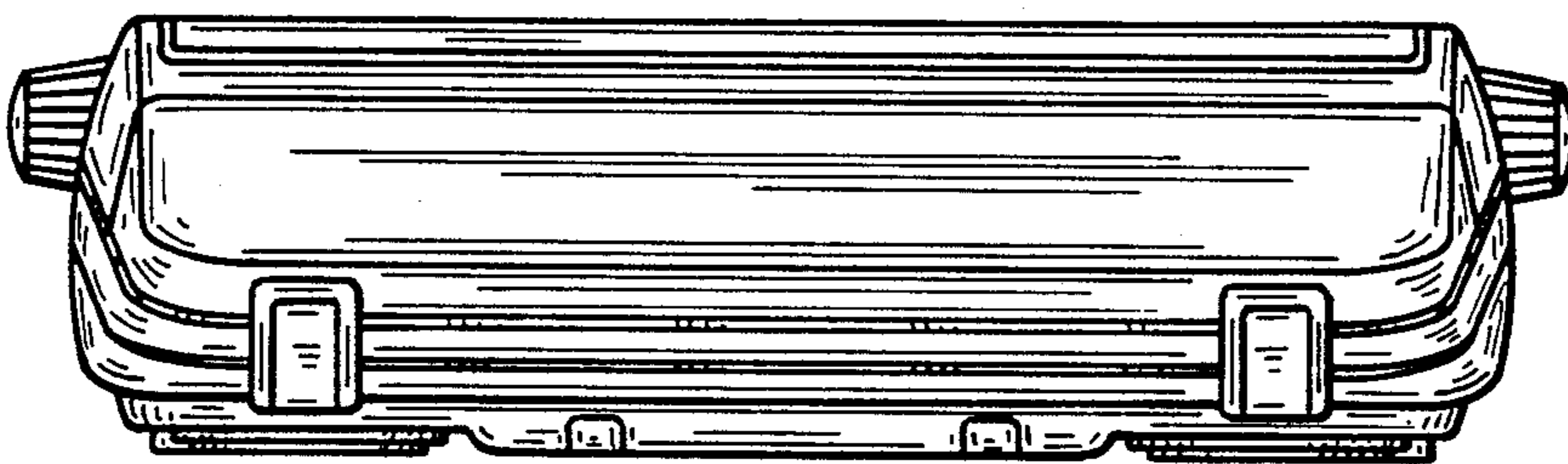
FIG_3




FIG_5



FIG_7



FIG_8



FIG_9