

[54] **TIRE**

[75] **Inventors: William M. Hopkins, Hudson; Robert A. Brightwell, Uniontown; Frederick W. Miller; Richard L. Galante, both of Akron, all of Ohio**

[73] **Assignee: The Goodyear Tire & Rubber Company, Akron, Ohio**

[**] **Term: 14 Years**

[21] **Appl. No.: 271,186**

[22] **Filed: Nov. 14, 1988**

[52] **U.S. Cl. D12/143**

[58] **Field of Search D12/141-143, D12/146-148; 152/209 R, 209 D**

[56] **References Cited**

U.S. PATENT DOCUMENTS

D. 100,591	7/1936	Yelm	D12/142
D. 145,155	7/1946	Christie	D12/142
D. 177,655	5/1956	Wolfer	D12/143
D. 207,619	5/1967	Hunter	D12/141
D. 225,136	11/1972	Sayers et al.	D12/141
D. 230,532	2/1974	Stella et al.	D12/141
D. 232,428	8/1974	Hinkel et al.	D12/141
D. 261,492	10/1982	Remy	D12/143
D. 261,496	10/1981	Remy	D12/147
D. 276,906	12/1984	Kojma et al.	D12/147
D. 280,981	10/1985	Ohta et al.	D12/142
D. 290,243	6/1987	Ghilardi	D12/142
1,400,263	12/1921	Carlisle	152/209 R
1,452,099	4/1973	Sipe	152/323
2,094,636	10/1937	Bull	152/209 R
2,121,955	6/1938	Eger	152/209 R
2,186,180	1/1940	Sloman et al.	152/209 R
2,197,662	4/1940	Hughes	152/209 R
2,302,027	11/1942	Havens	152/209 R
2,716,435	8/1955	Herzogh	152/209 R
2,821,231	1/1958	Kraft	152/209 R
2,926,715	3/1960	Constantakis	152/209 R
3,698,462	10/1972	Jacobs	152/209 R

3,707,177	12/1972	Boileau	152/209 R
4,298,046	11/1981	Herbellean et al.	152/209 R
4,353,402	10/1982	Burche	152/209 R
4,484,610	11/1984	Wallet et al.	152/209 R
4,649,975	3/1987	Kogure et al.	152/209 R
4,690,189	9/1987	Bradisse et al.	152/209 R
4,705,088	11/1987	Ghilardi	152/209 R

FOREIGN PATENT DOCUMENTS

1395200	7/1985	Benelux .
1397100	8/1985	Benelux .
990482	6/1979	United Kingdom .
1017319	1/1984	United Kingdom .
1023586	11/1984	United Kingdom .
1026891	5/1985	United Kingdom .
1035191	7/1986	United Kingdom .
1036017	8/1986	United Kingdom .
1037407	10/1986	United Kingdom .

OTHER PUBLICATIONS

1967 Tread Design Guide, p. 13, Brunswick Sport King, lower right hand corner of page.
1986 Tread Design Guide, p. 115, Dean Super Stinger, middle of top row of pictures.

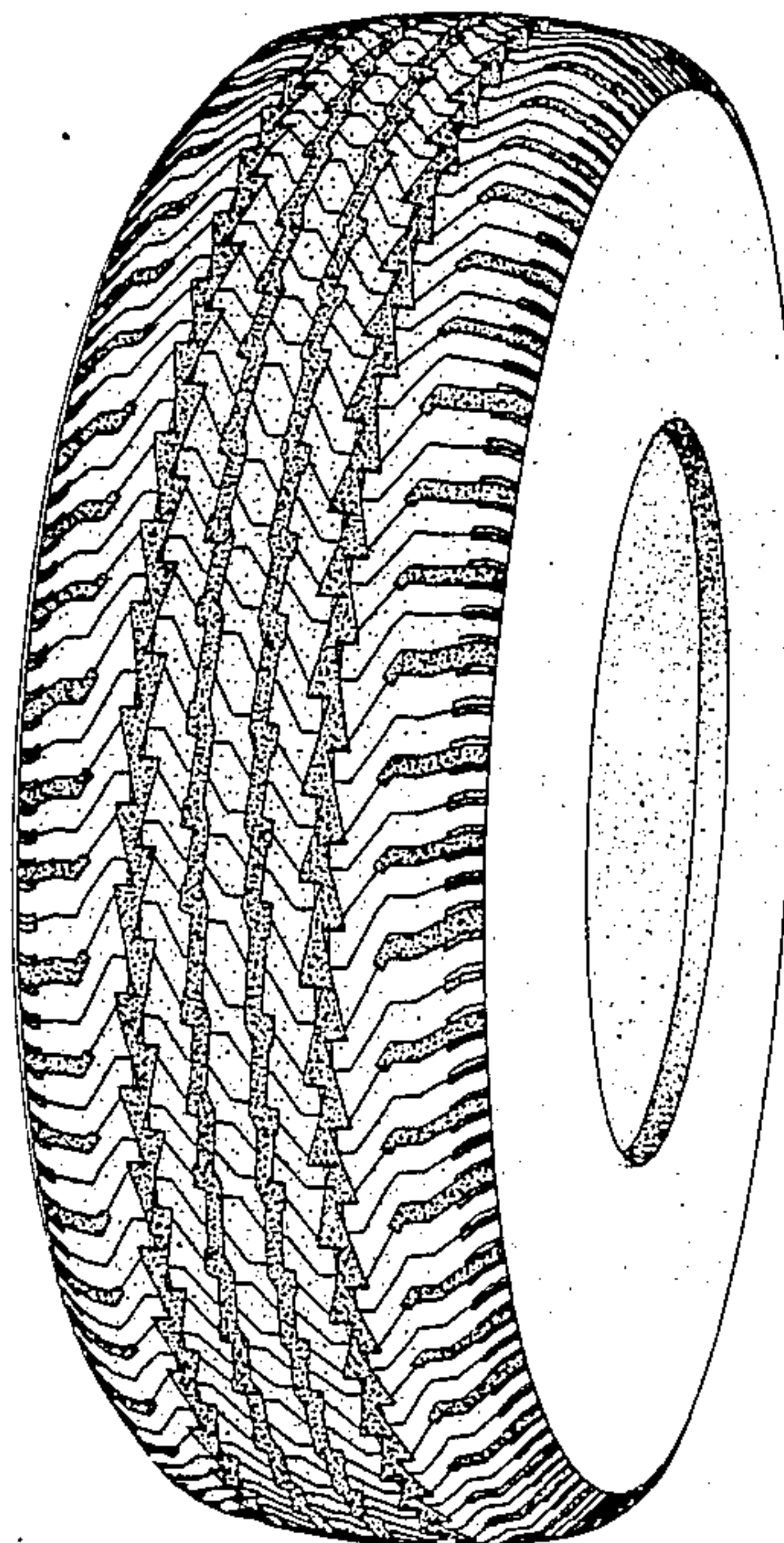
Primary Examiner—James M. Gandy
Attorney, Agent, or Firm—L. R. Drayer

[57] **CLAIM**

The ornamental design for a tire, as shown and described.

DESCRIPTION

FIG. 1 is a perspective view of a tire showing our new design, it being understood that the tread pattern is repeated throughout the circumference of the tire, the opposite side being substantially the same as that shown; FIG. 2 is a front elevation view thereof; FIG. 3 is a side elevation view thereof on a reduced scale; and FIG. 4 is an enlarged, fragmentary front elevation view thereof.



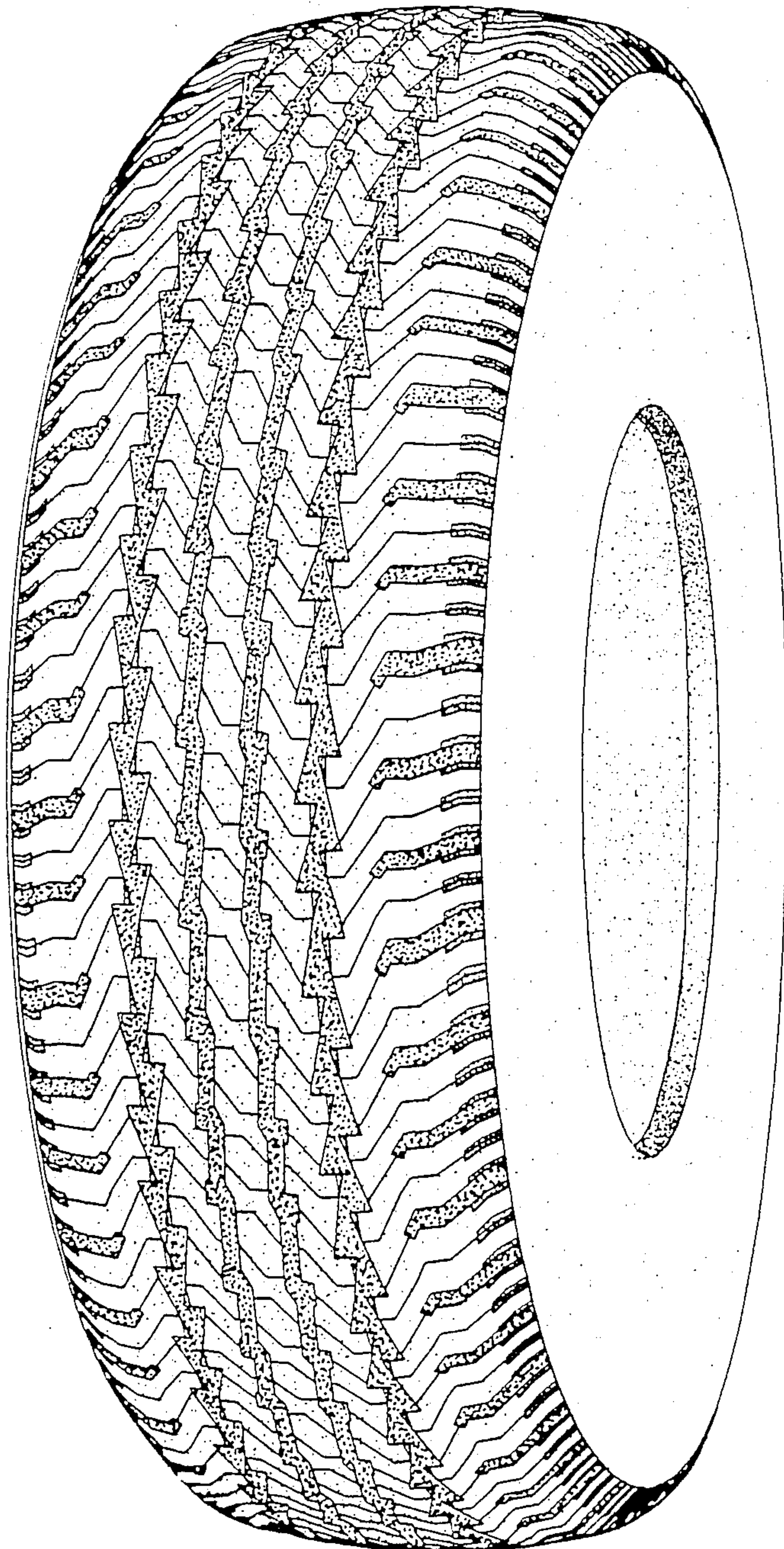


FIG. 1

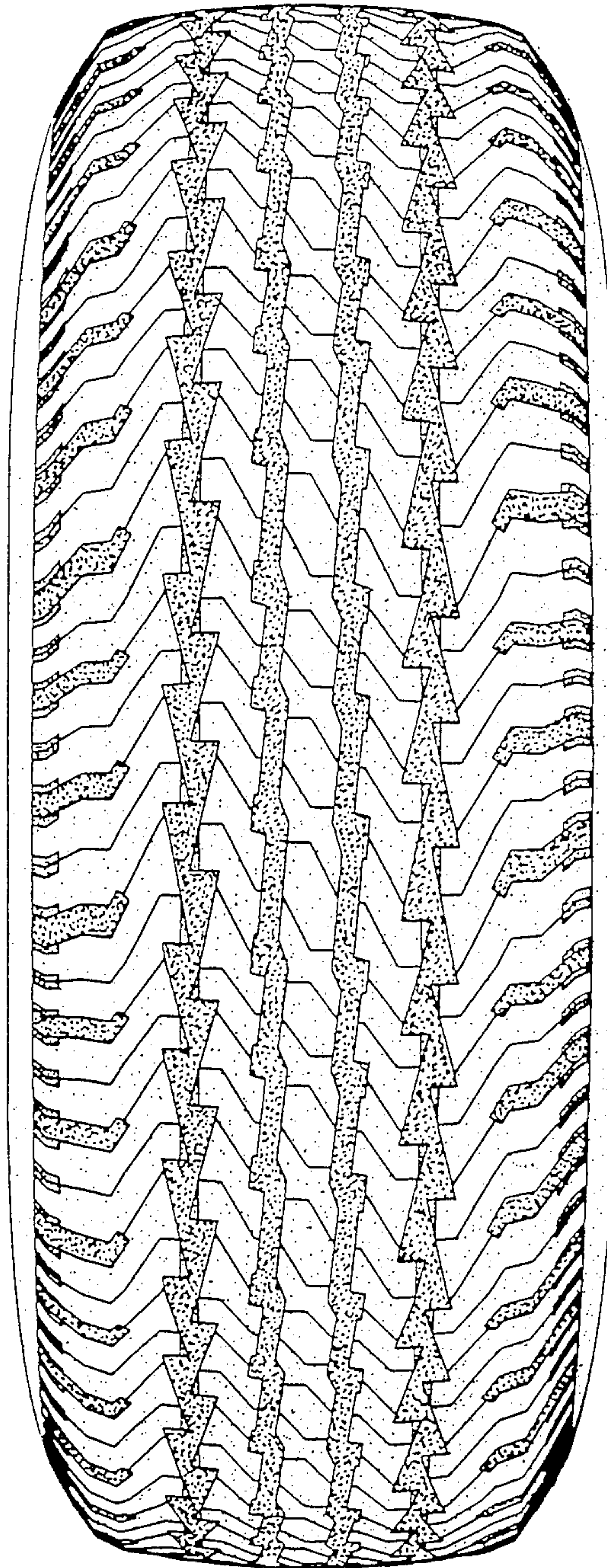


FIG.2

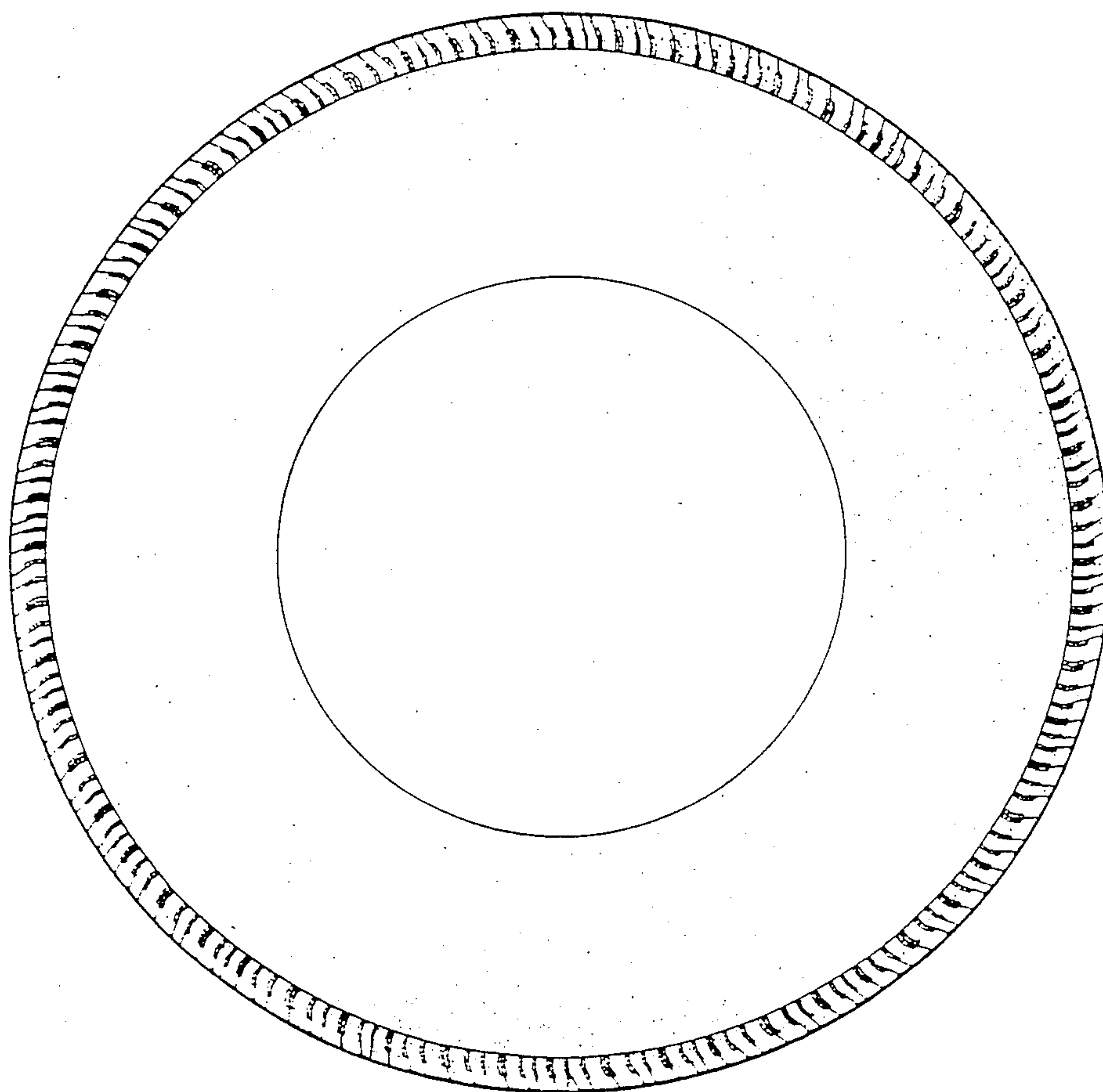


FIG.3

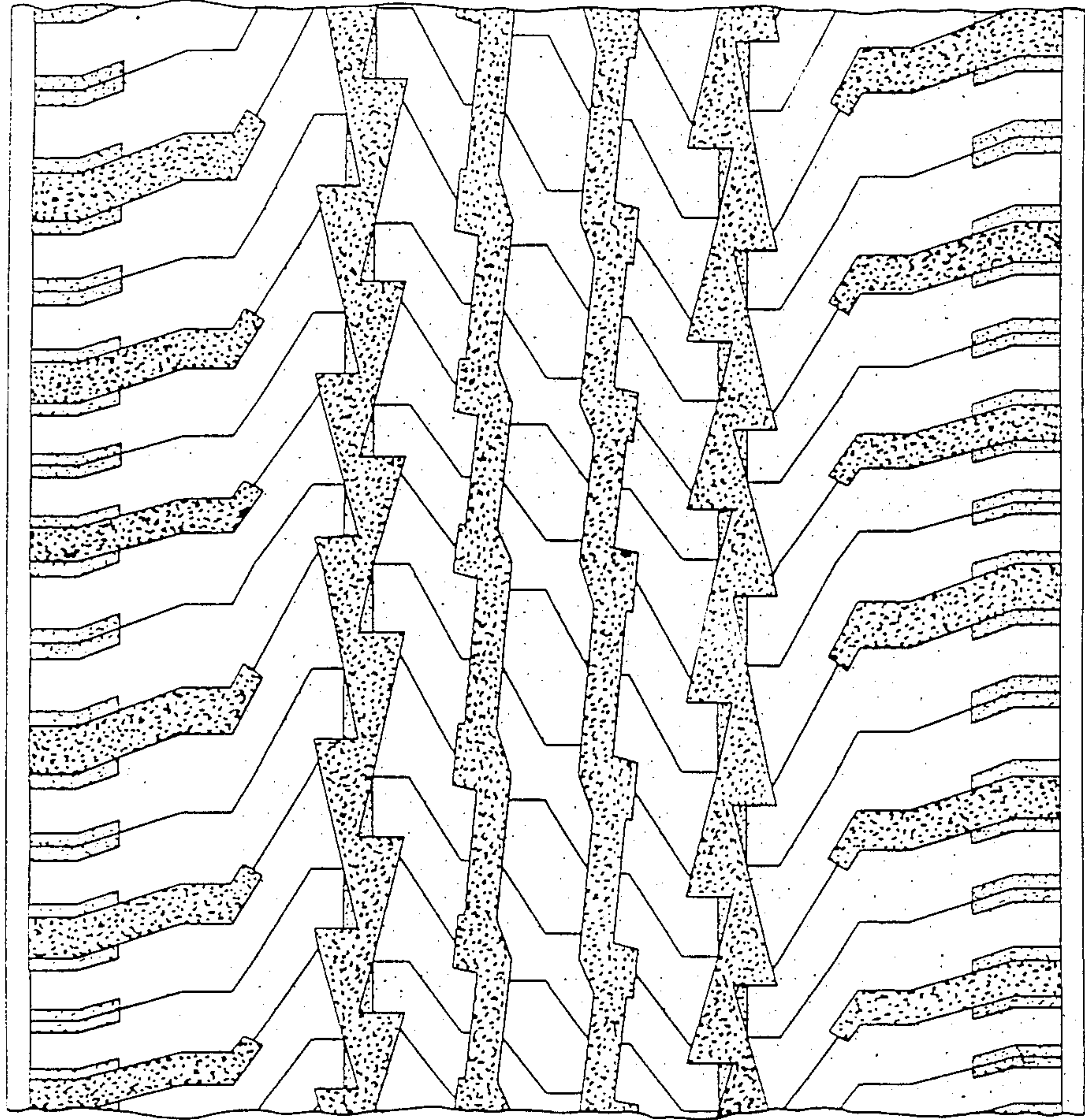


FIG. 4

UNITED STATES PATENT AND TRADEMARK OFFICE
CERTIFICATE OF CORRECTION

PATENT NO. : Des. 313,776
DATED : January 15, 1991
INVENTOR(S) : William M. Hopkins et al.

It is certified that error appears in the above-identified patent and that said Letters Patent is hereby corrected as shown below:

On the title page, item [75] should read as follows:
Inventors: William M. Hopkins, Hudson; Robert A. Brightwell,
Uniontown; Frederick W. Miller, Akron; Richard L.
Galante, Akron; Terry J. Waibel, Wadsworth;
and Michael A. Kolowski, Mogadore, all of Ohio

**Signed and Sealed this
Thirtieth Day of June, 1992**

Attest:

DOUGLAS B. COMER

Attesting Officer

Acting Commissioner of Patents and Trademarks