

**United States Patent** [19]  
**Mastrodicasa**

[11] **Patent Number: Des. 313,743**  
[45] **Date of Patent: \*\* Jan. 15, 1991**

[54] **SHELVING BRACKET**  
[76] **Inventor: Arthur R. Mastrodicasa, 36 Donnelly Dr., Dover, Mass. 02030**  
[\*\*] **Term: 14 Years**  
[21] **Appl. No.: 209,473**  
[22] **Filed: Jun. 21, 1988**  
[52] **U.S. Cl. .... D8/381**  
[58] **Field of Search ..... D8/381, 373, 367, 370, D8/371; 248/225.2, 235, 230, 243, 247, 248**

3,185,426 5/1965 Bjerke ..... 248/250  
3,561,713 2/1971 Berkowitz ..... 248/242  
4,103,855 8/1978 Grosse ..... 248/246

*Primary Examiner*—Wallace R. Burke  
*Assistant Examiner*—M. Jackson  
*Attorney, Agent, or Firm*—Lorusso & Loud

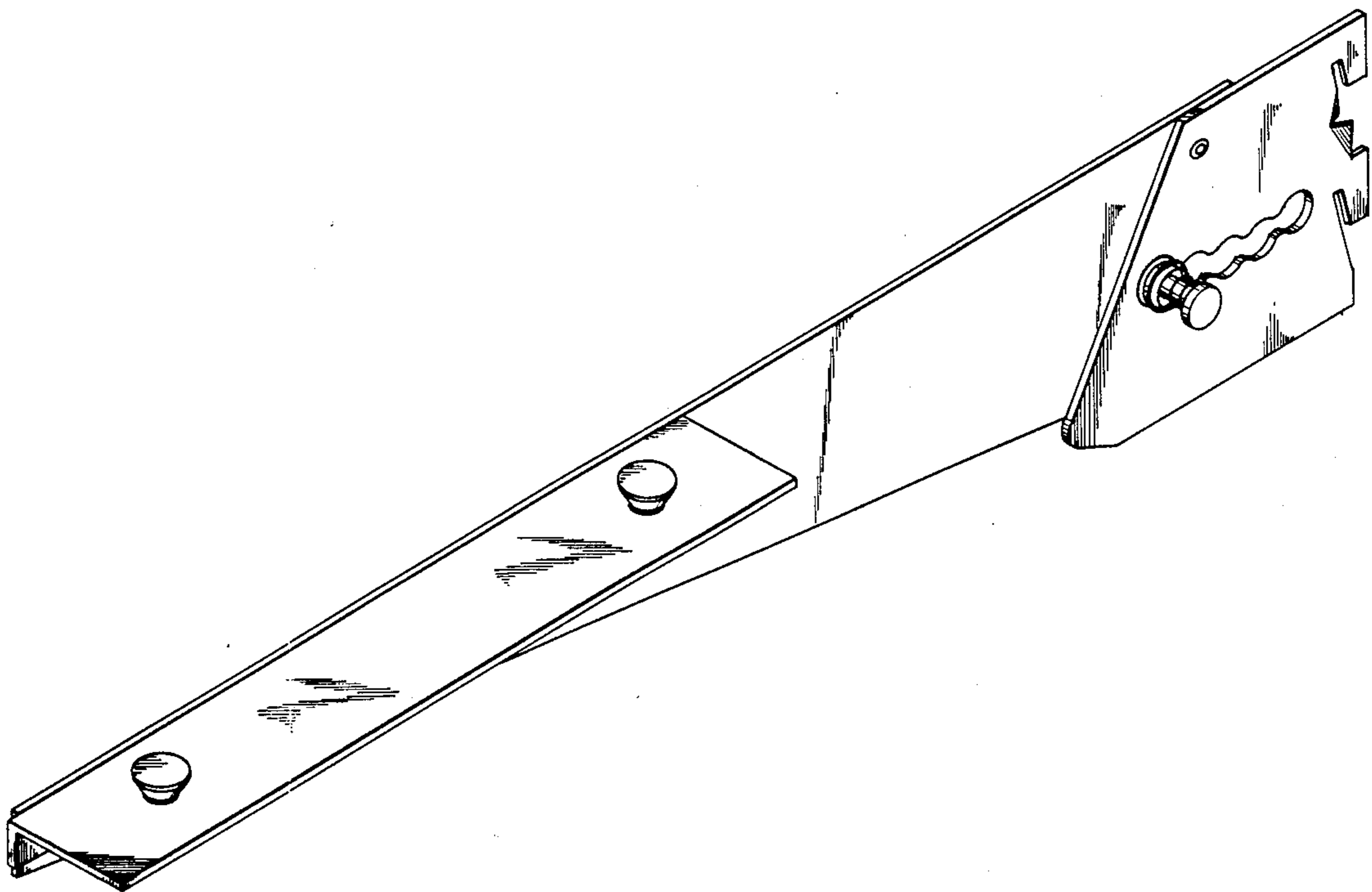
[57] **CLAIM**

The ornamental design for a shelving bracket, as shown and described.

**DESCRIPTION**

FIG. 1 is a perspective view of a shelving bracket showing my new design;  
FIG. 2 is a top plan view thereof;  
FIG. 3 is a left side elevational view thereof;  
FIG. 4 is a front elevational view thereof;  
FIG. 5 is a rear elevational view thereof;  
FIG. 6 is a bottom plan view thereof; and  
FIG. 7 is an inverted right side elevational view thereof.

[56] **References Cited**  
**U.S. PATENT DOCUMENTS**  
D. 286,010 10/1986 Mastrodicasa ..... 248/250  
D. 286,011 10/1986 Mastrodicasa ..... 248/250  
D. 295,950 5/1988 Johnston ..... D8/381  
723,677 3/1903 Kade ..... 248/250  
2,833,420 5/1958 Streater ..... 248/250



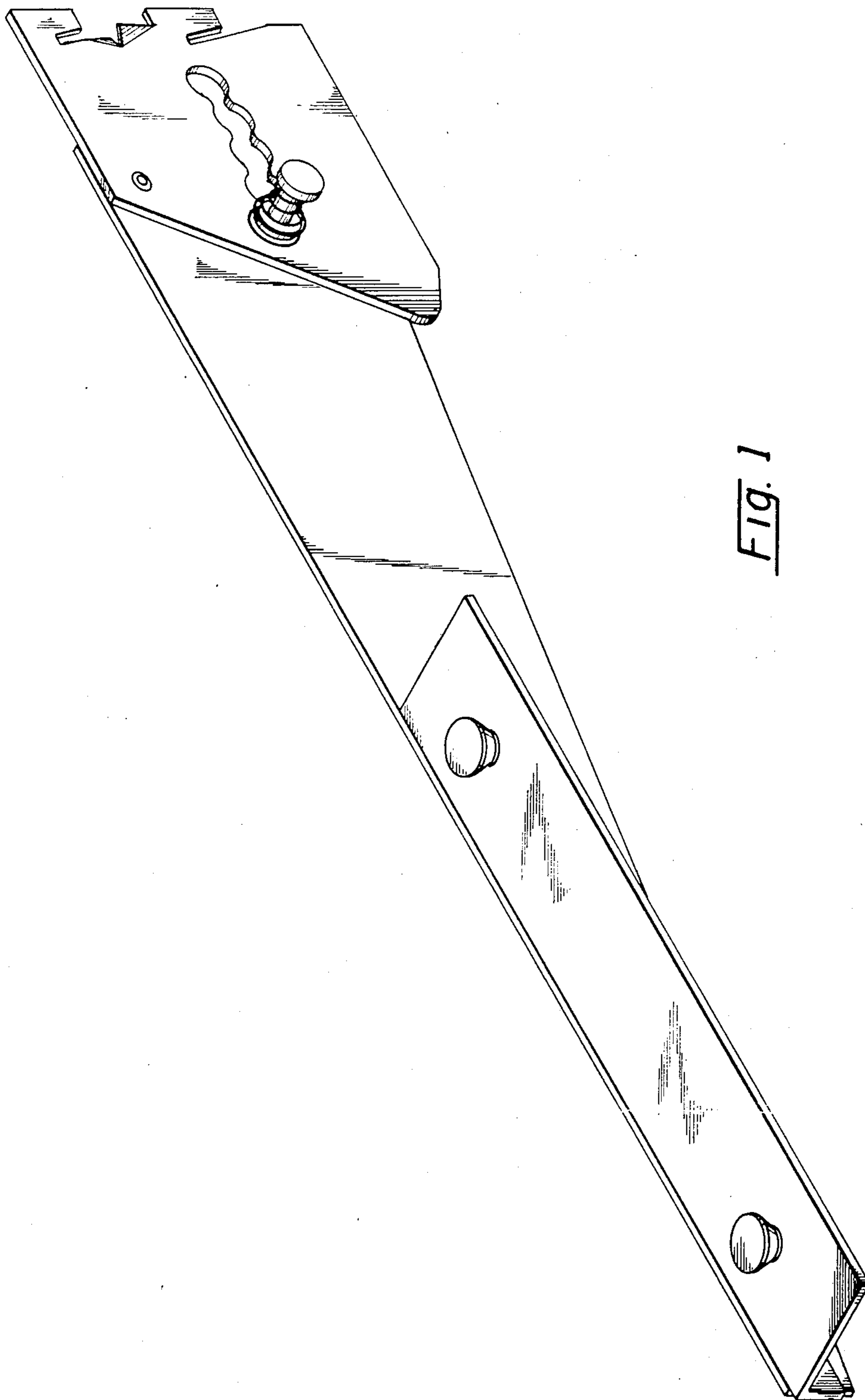


FIG. 1

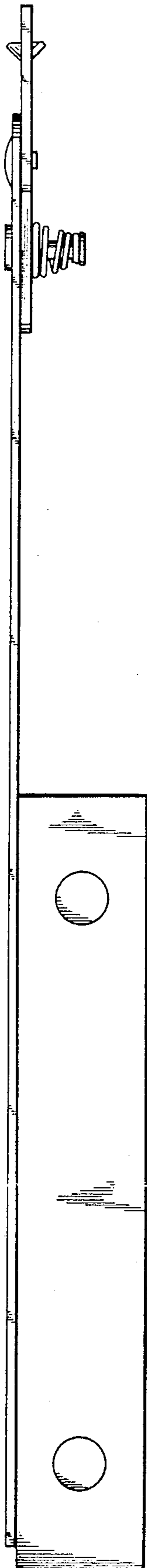


FIG. 2

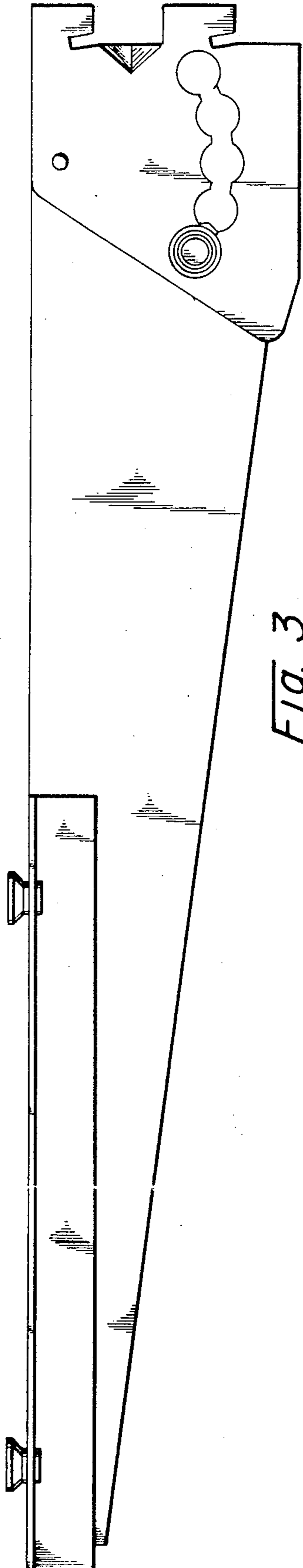


FIG. 3



FIG. 4

FIG. 5

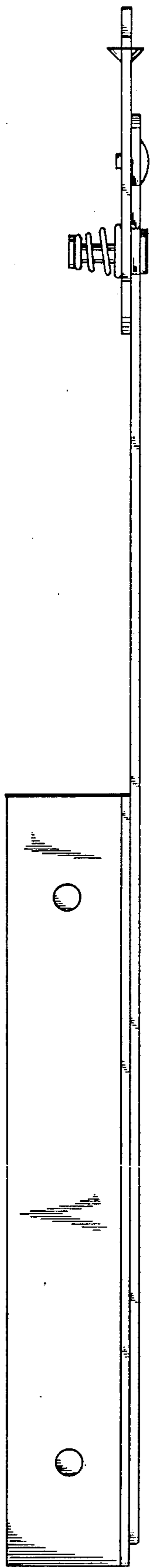


Fig. 6

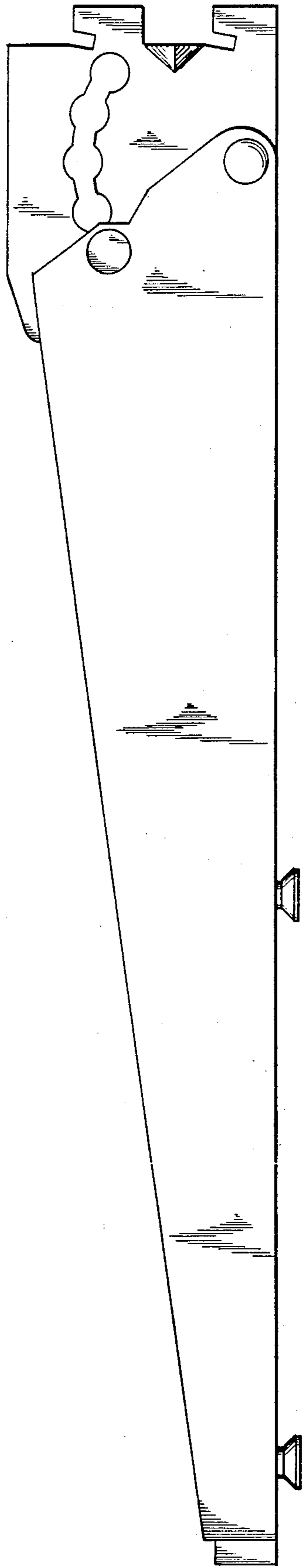


Fig. 7