

[54] CABINET FOR AUDIO COMPONENTS OR THE LIKE

[76] Inventors: Eugene P. Henley, Jr.; Catina S. Waters, both of 233 N. Spring St., Greensboro, N.C. 27401

[**] Term: 14 Years

[21] Appl. No.: 461,804

[22] Filed: Jan. 8, 1990

[52] U.S. Cl. D6/470; D6/450

[58] Field of Search D6/450, 470, 462, 446; 40/455

[56] References Cited

U.S. PATENT DOCUMENTS

D. 45,445	3/1914	Brause	D6/445
D. 87,160	6/1932	Kuchins	D6/446
D. 100,278	7/1936	Metcalf	D6/450 X
D. 114,987	5/1939	Clerc	D6/470
D. 116,022	8/1939	Clerc	D6/470
D. 131,353	8/1939	Reckengost	D6/446
D. 205,386	7/1966	Alexander, Jr. et al.	D6/450

D. 238,131	12/1975	Mendlin	D6/445
D. 901,116	6/1938	Kuehne	D6/446
2,580,046	12/1951	Rockola	40/455 X

OTHER PUBLICATIONS

Cushman Stone House Collection, China Cabinet. *Juke Box-The Golden Age* by Lynch & Henkin-#60 Wurlitzer, Model 1015.


Primary Examiner—Bruce W. Dunkins
Assistant Examiner—Jeffrey Asch

[57] CLAIM

The ornamental design for a cabinet for audio components or the like, as shown and described.

DESCRIPTION

FIG. 1 is a perspective view of a cabinet for audio components or the like;
FIG. 2 is a front elevational view thereof;
FIG. 3 is a top plan view thereof;
FIG. 4 is a right side elevational view, the left side being a mirror image thereof.
The rear and bottom of the cabinet for audio components or the like are flat and unornamented.



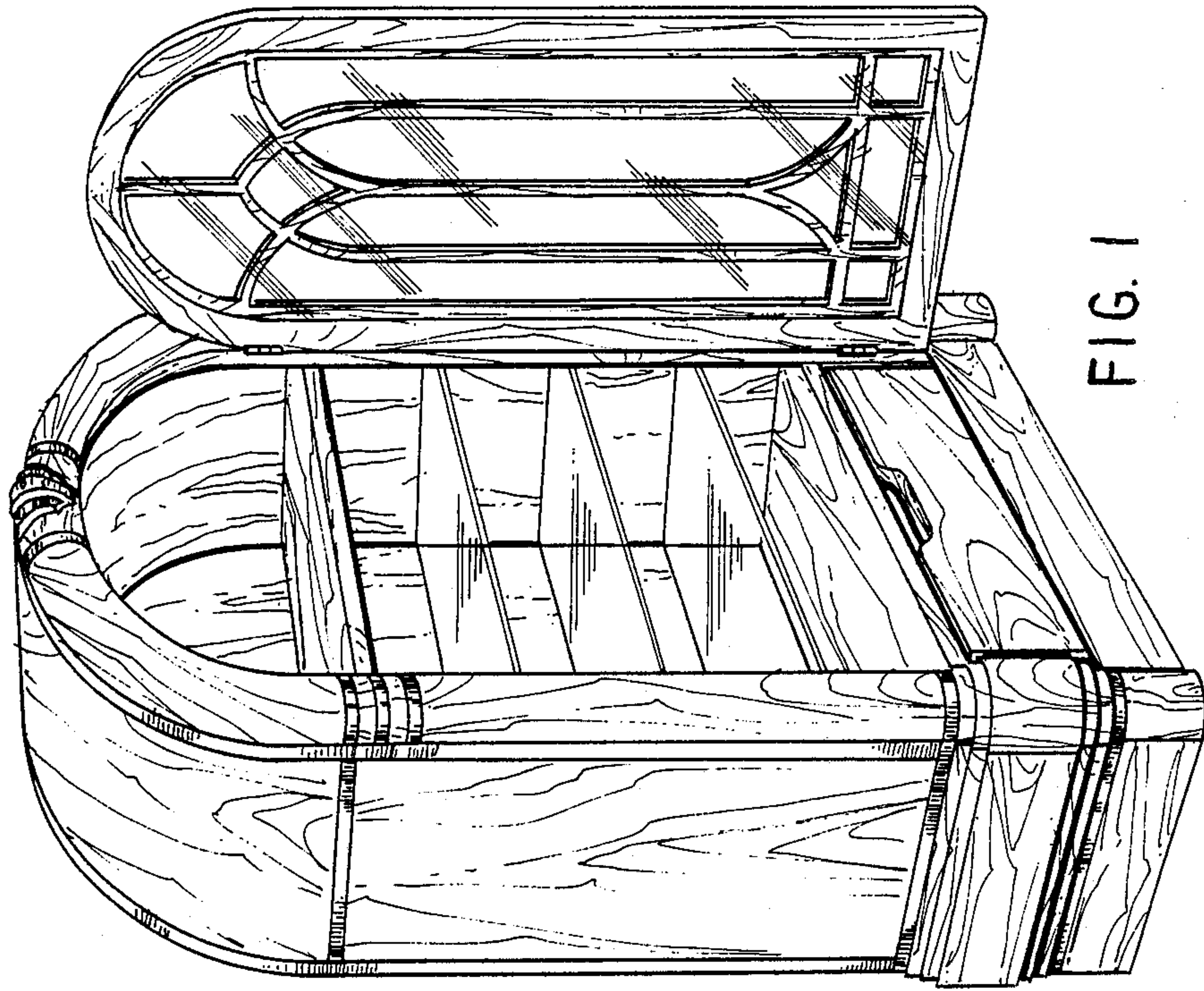


FIG. 1

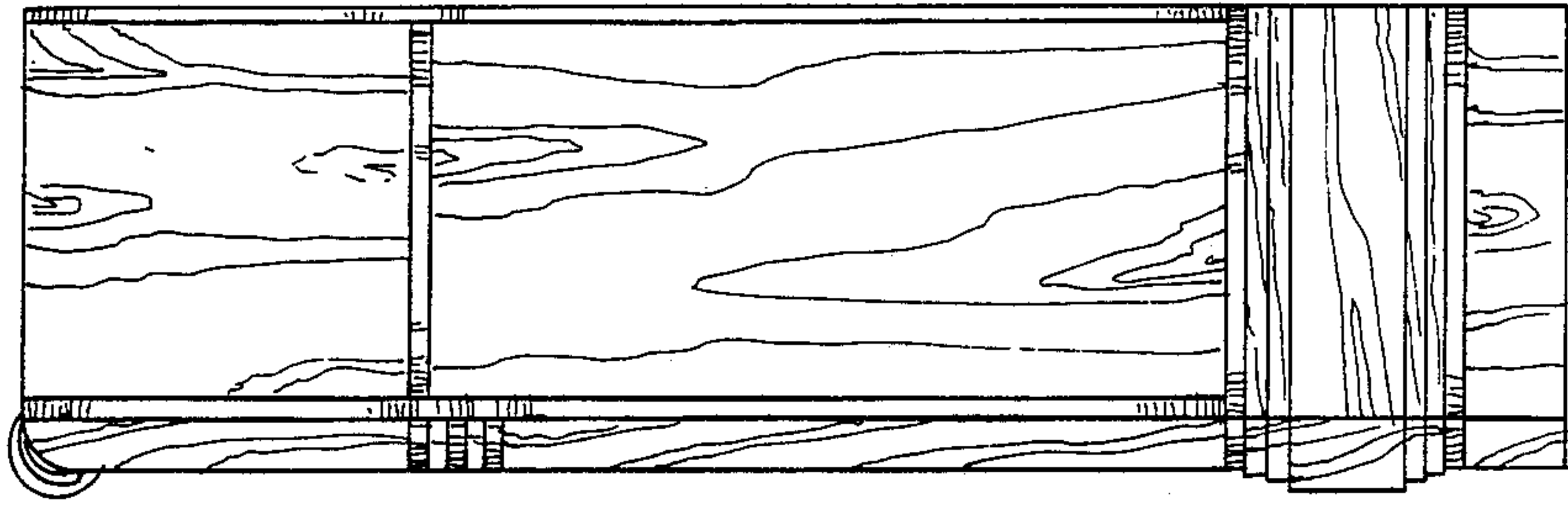


FIG. 4

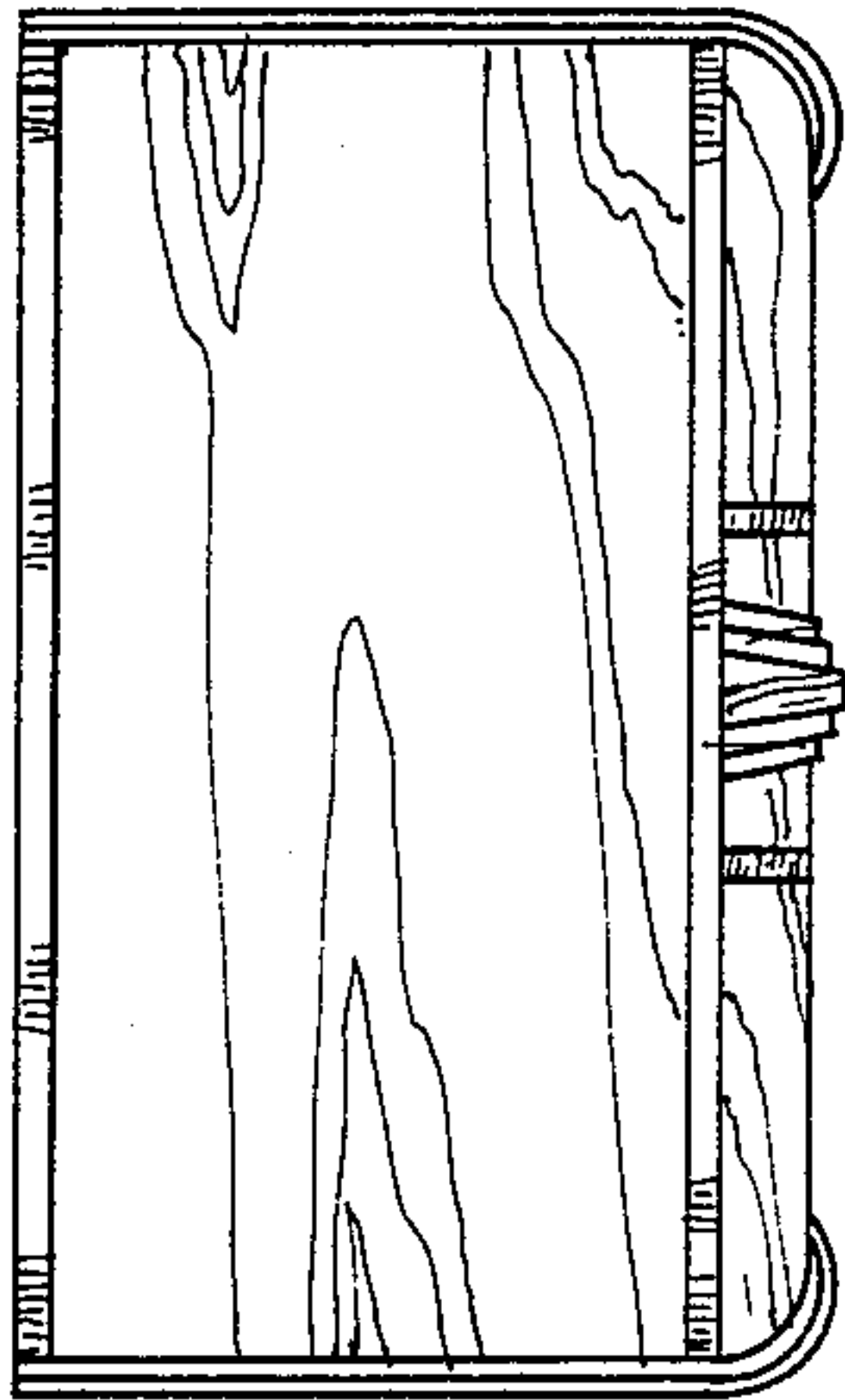


FIG. 3

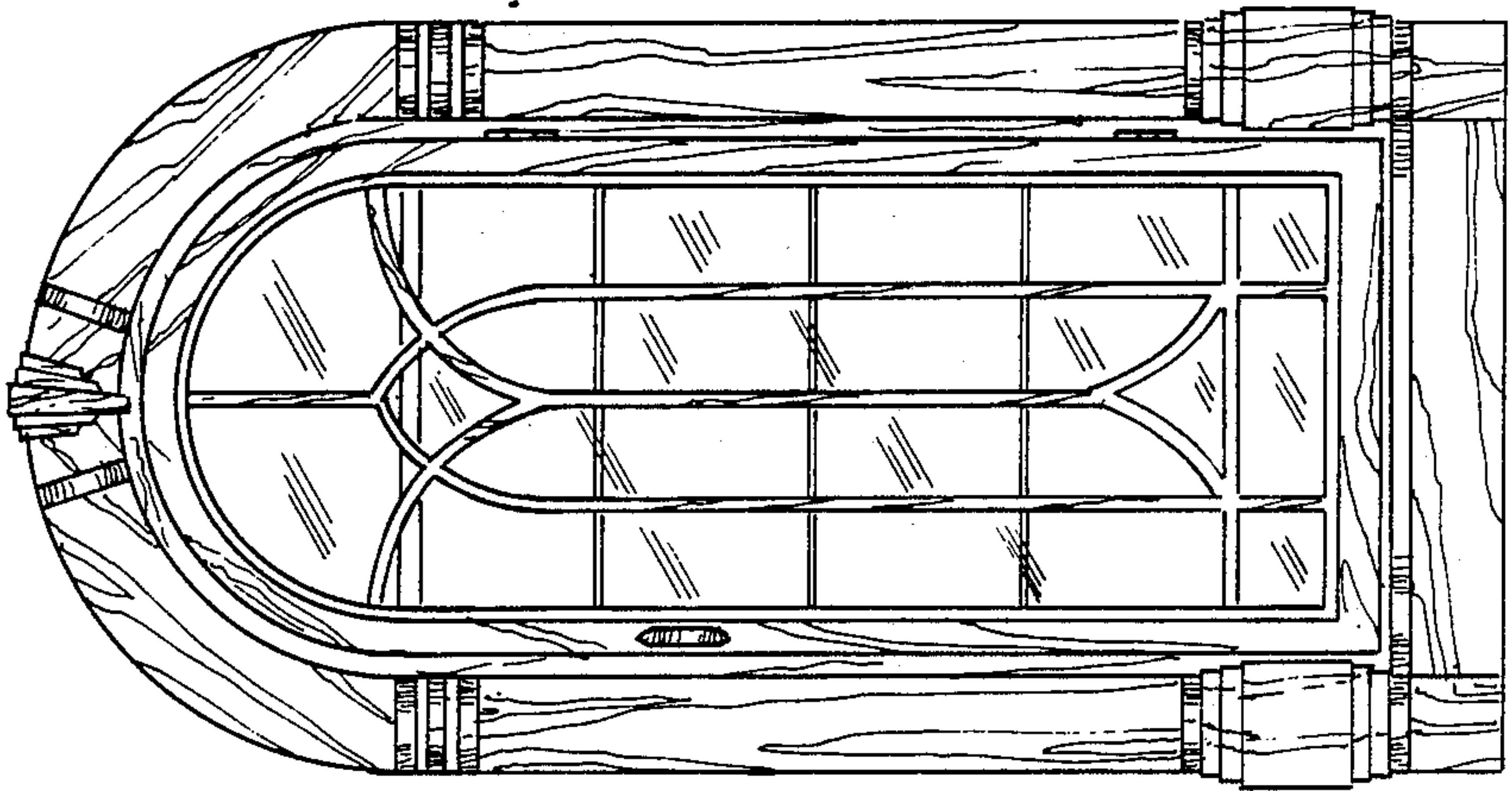


FIG. 2