

[54] **BALANCED BACK HOLSTER**
 [75] **Inventor: Robert W. Remington, Kamiah, Id.**
 [73] **Assignee: Claude R. Wimer, Jr., Naples, Fla. ; a part interest**
 [*] **Notice: The portion of the term of this patent subsequent to Nov. 10, 2001 has been disclaimed.**
 [**] **Term: 14 Years**
 [21] **Appl. No.: 106,761**
 [22] **Filed: Oct. 13, 1987**
 [52] **U.S. Cl. D3/101; D3/100**
 [58] **Field of Search D3/101; 224/911, 252, 224/253**

3,250,448 5/1966 Clark 224/253 X
 3,300,109 1/1967 Clark 224/911 X
 4,165,826 8/1979 Chica 224/911 X

Primary Examiner—A. Hugo Word
Assistant Examiner—Doris V. Coles
Attorney, Agent, or Firm—Brady, O'Boyle & Gates

[57] **CLAIM**

The ornamental design for a balanced back holster, as shown and described.

DESCRIPTION

FIG. 1 is a front elevational view of a balanced back holster showing my new design in its use position on a user shown in phantom lines;
 FIG. 2 is a rear elevational view thereof;
 FIG. 3 is a top plan view thereof;
 FIG. 4 is a bottom plan view thereof;
 FIG. 5 is an end view thereof taken in the direction of arrow 5 in FIG. 1; and
 FIG. 6 is a view of the opposite end thereof taken in the direction of arrow 6 in FIG. 1.
 The broken line showing of user is for illustrative purposes only and forms no part of the claimed design.

- [56] **References Cited**
U.S. PATENT DOCUMENTS
 D. 292,647 11/1987 Remington D3/101
 D. 292,648 11/1987 Remington D3/101
 D. 292,751 11/1987 Remington D3/101
 1,747,454 2/1930 Mees 224/252 X

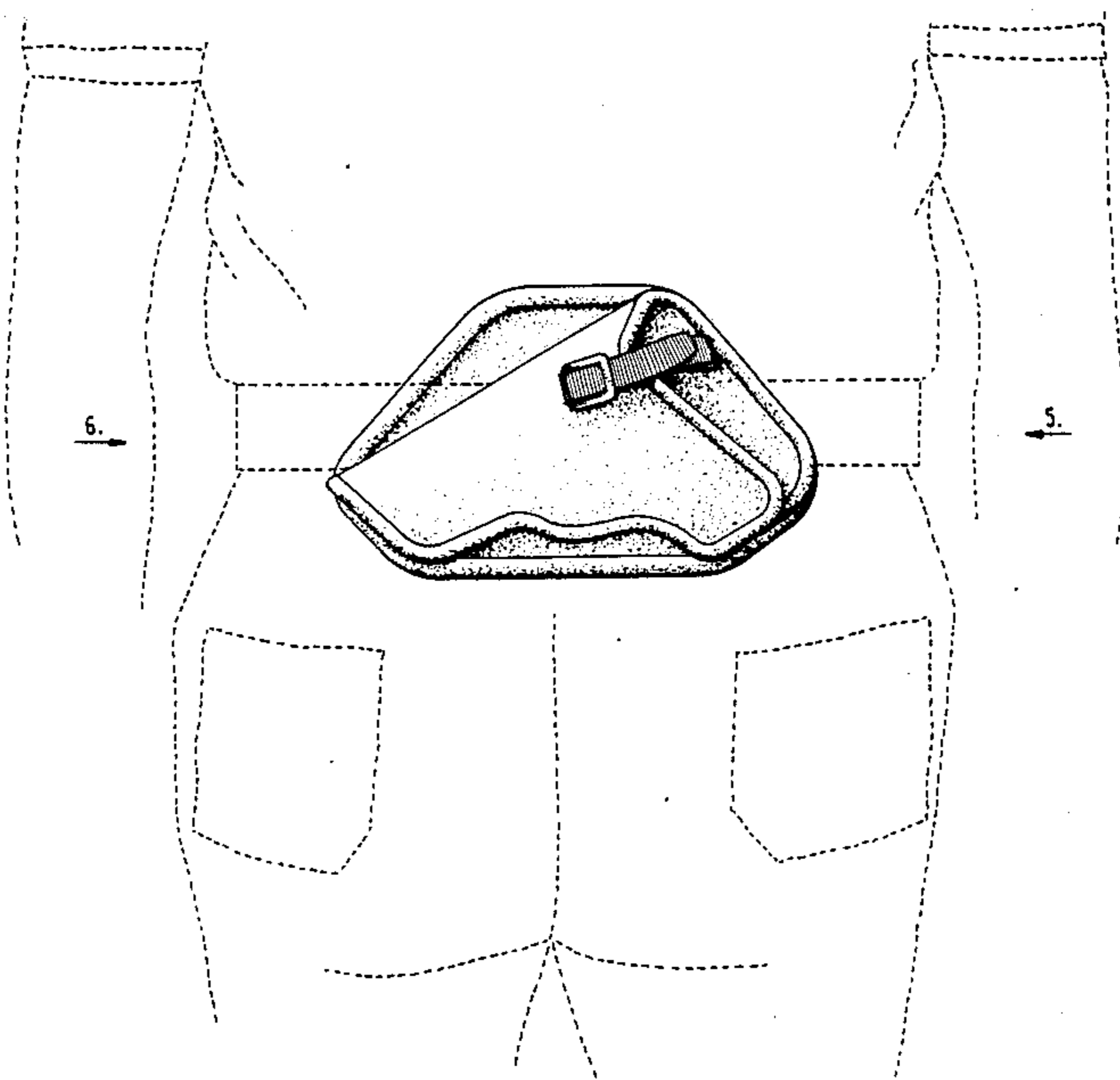


FIG. 1

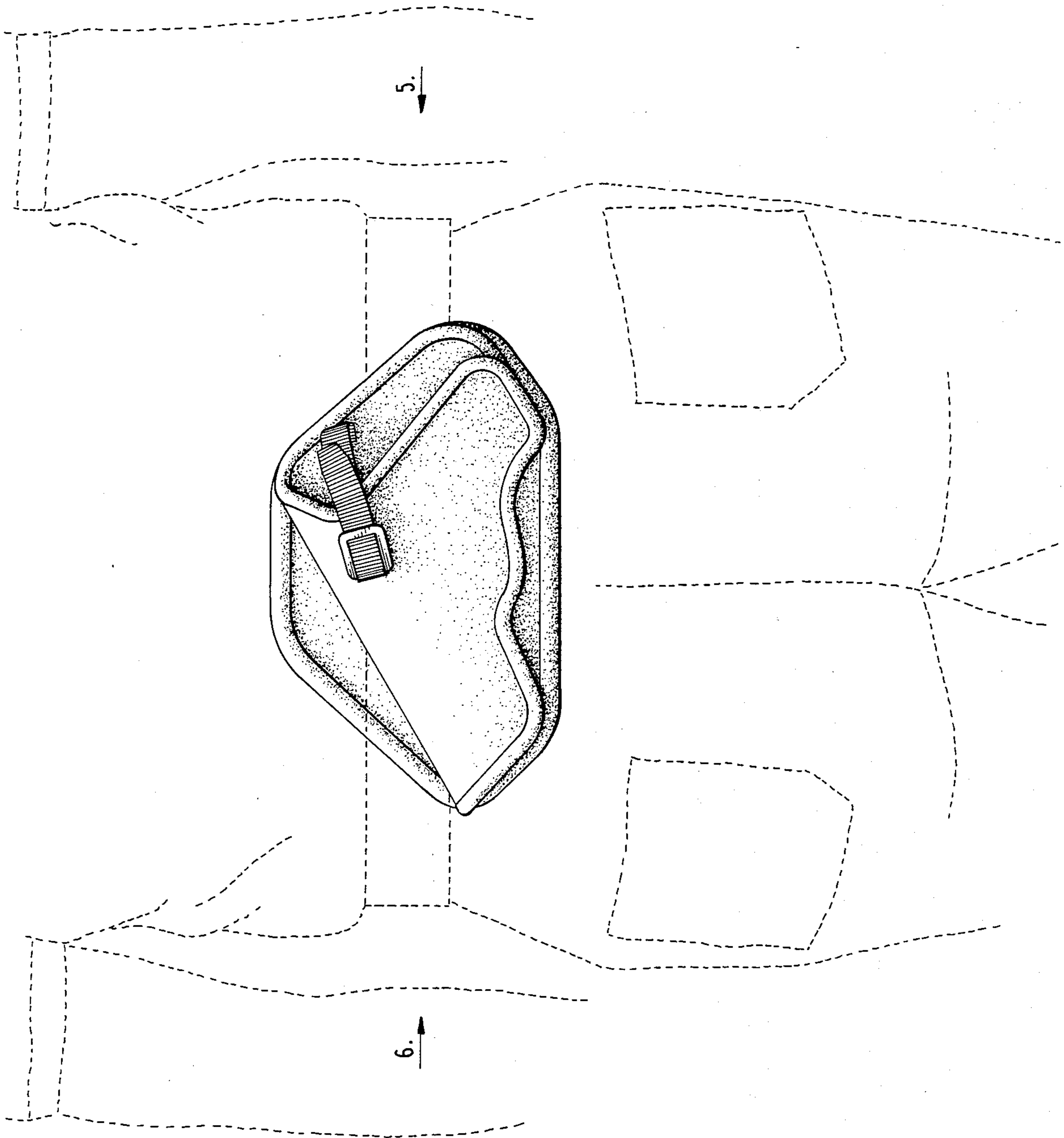


FIG. 6

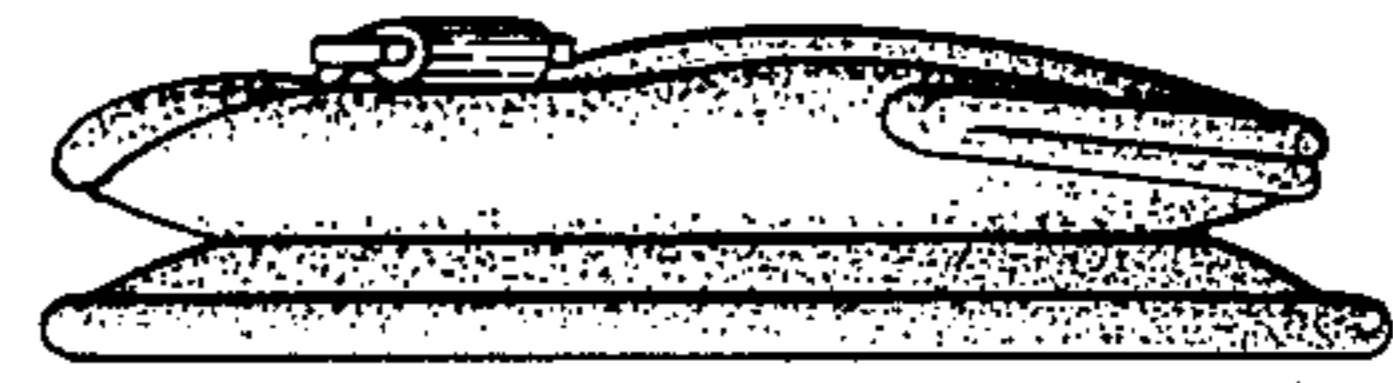


FIG. 5

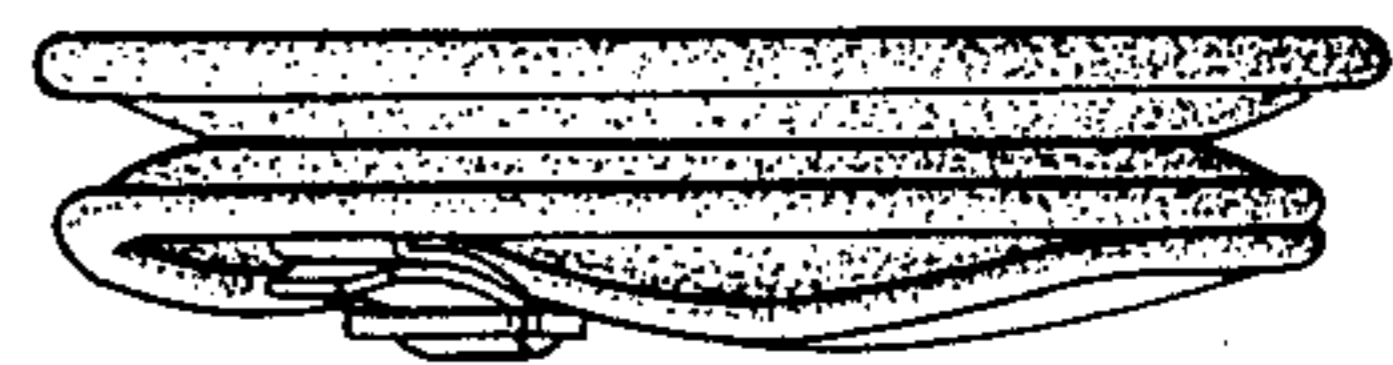


FIG. 2

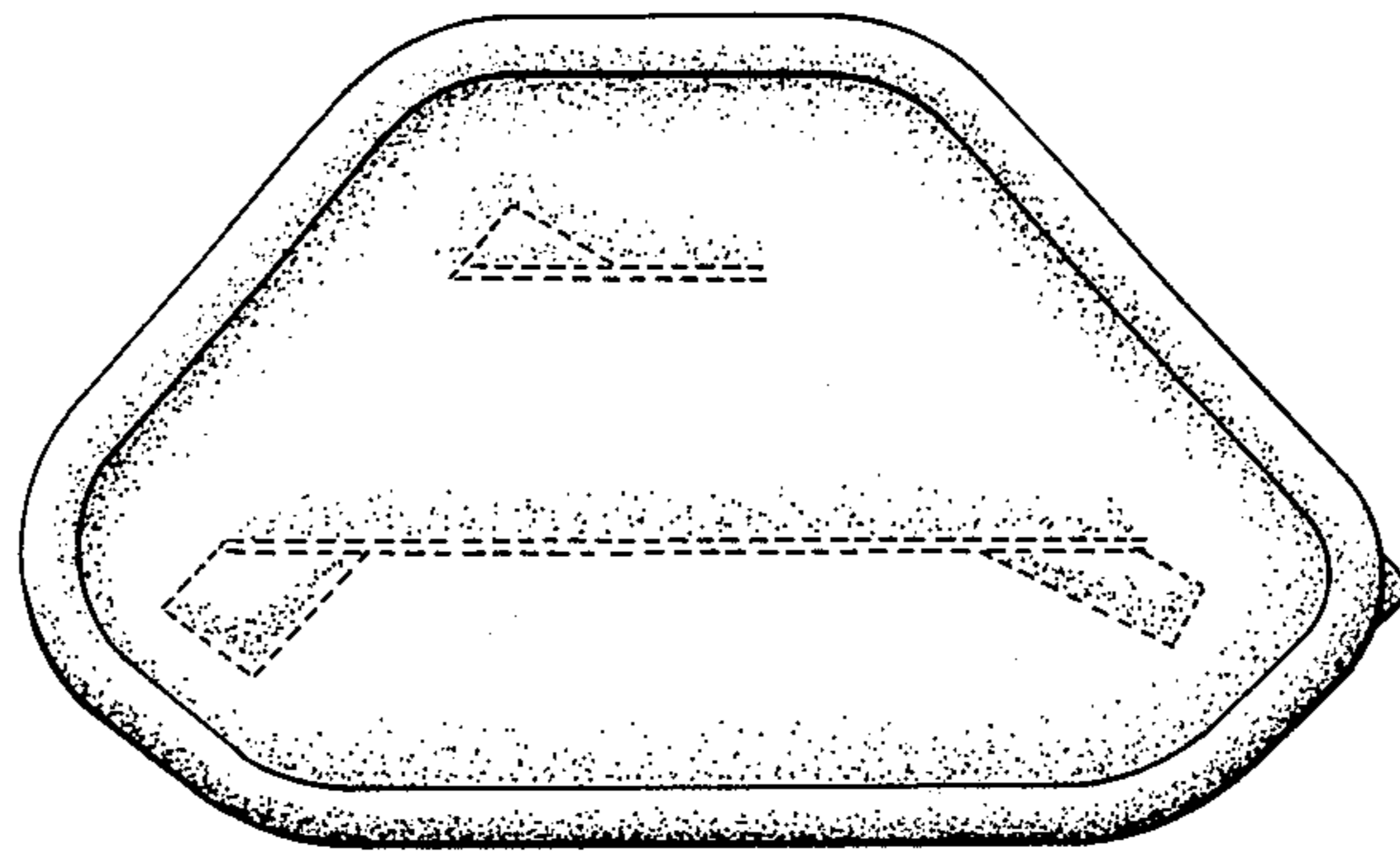


FIG. 3




FIG. 4

