

[54] COVERALL

[76] Inventors: Lorna Bassett; Roger Bassett, both of 22024 106th Ave., SE., Snohomish, Wash. 98290

[\*\*] Term: 14 Years

[21] Appl. No.: 242,510

[22] Filed: Sep. 12, 1988

[52] U.S. Cl. .... D2/29; D2/30; D2/31

[58] Field of Search ..... D2/4, 6, 8-11, D2/13, 28-43, 45, 80-82, 180, 183, 189, 191, 193, 196, 208, 209, 212, 223, 224; 2/2.1 R, 2.7 A, 47, 67, 70, 71, 74-76, 78 A, 79, 80, 84, 95, 103, 107, 212, 218, 220, 221, 223, 227, 229, 400, 401, 403, 404

[56] References Cited

U.S. PATENT DOCUMENTS

3,280,403 10/1966 Nevitt ..... D2/30  
3,789,429 2/1974 Garcia ..... 2/79

4,667,344 5/1987 Cooper, III ..... D2/29

FOREIGN PATENT DOCUMENTS

2447157 9/1980 France ..... 2/79  
0256541 8/1926 United Kingdom ..... 2/79

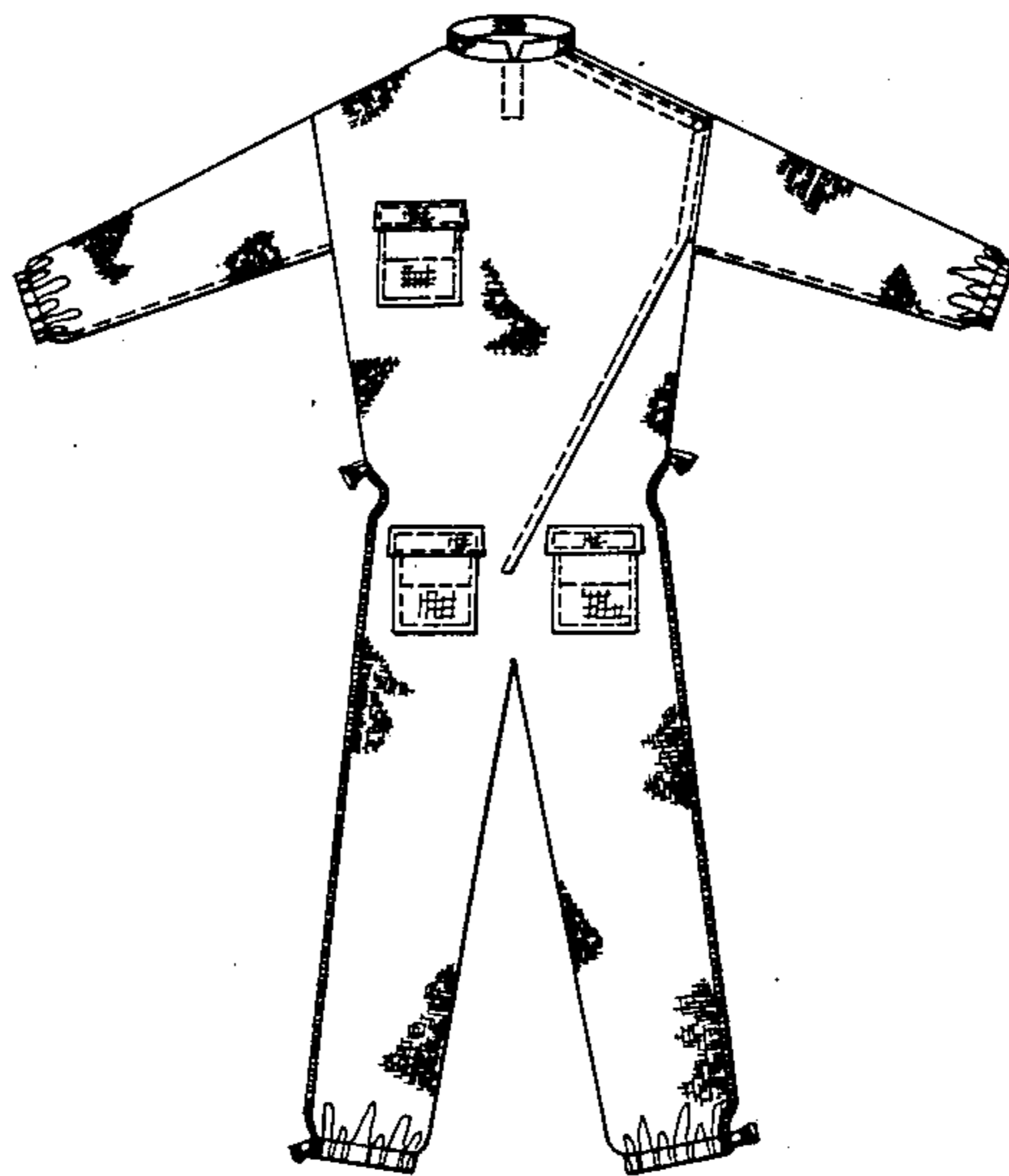
Primary Examiner—A. Hugo Word  
Assistant Examiner—Celia A. Murphy  
Attorney, Agent, or Firm—Bruce A. Kaser

[57] CLAIM

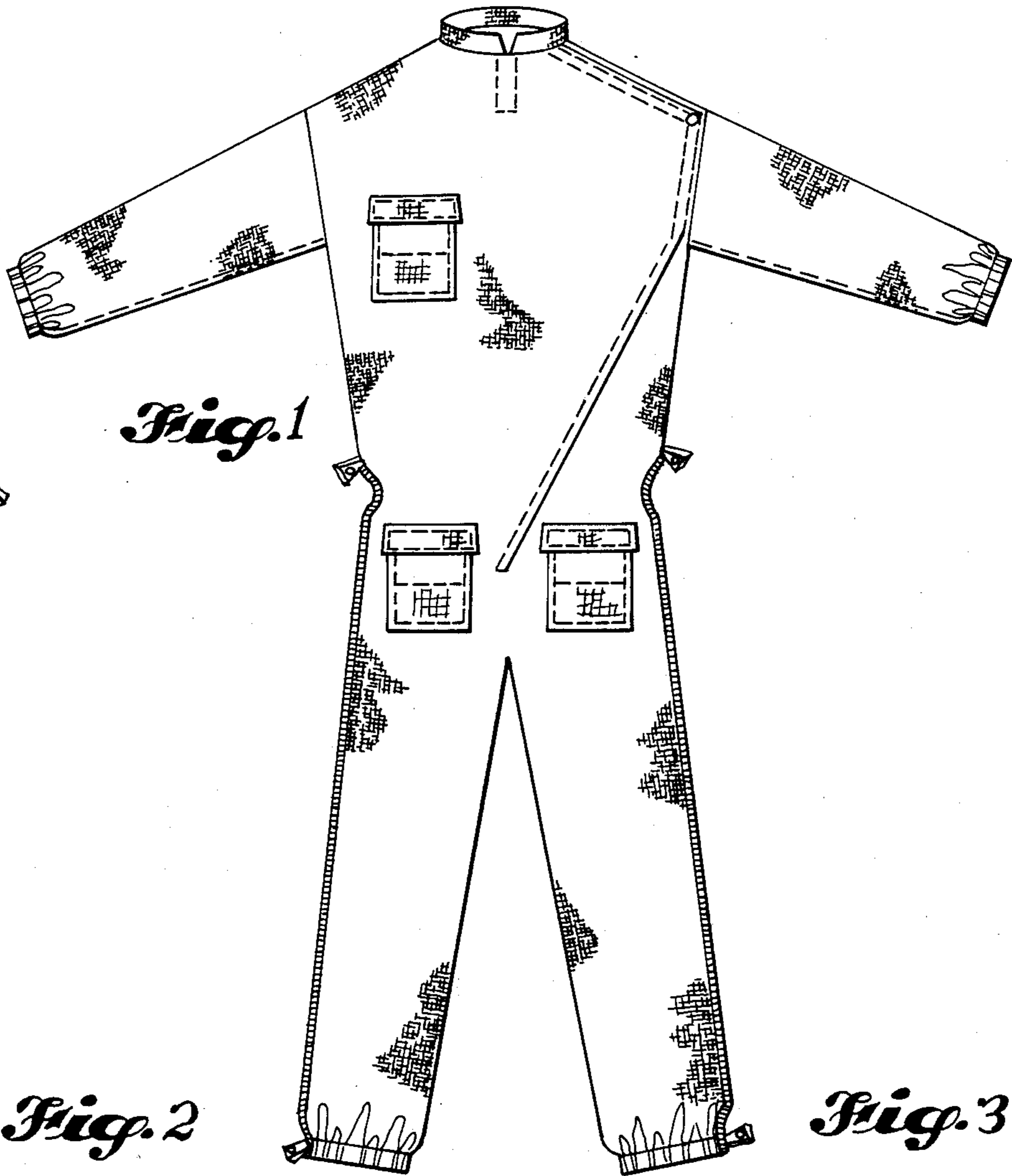
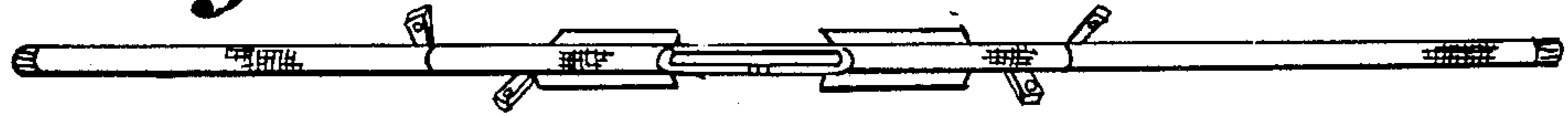
The ornamental design for a coverall, as shown and described.

DESCRIPTION

FIG. 1 is a front elevational view of a coverall showing our new design, the broken lines representing conventional stitching;  
FIG. 2 is a left side elevational view thereof;  
FIG. 3 is a right side elevational view thereof;  
FIG. 4 is a top plan view thereof;  
FIG. 5 is a bottom plan view thereof; and  
FIG. 6 is a rear elevational view thereof; the broken lines representing conventional stitching.

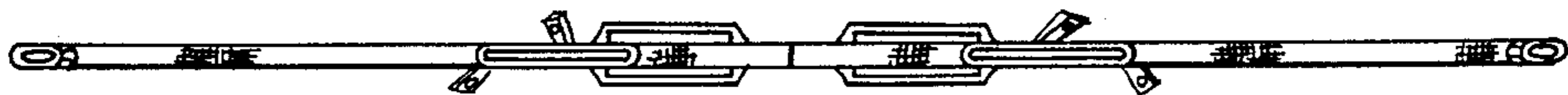


*Fig. 4*



*Fig. 2*

*Fig. 3*



*Fig. 5*

