

# United States Patent [19]

Yamaguchi et al.

[11] Patent Number: Des. 313,678

[45] Date of Patent: \*\* Jan. 8, 1991

[54] DISHWASHER

[75] Inventors: **Kiminori Yamaguchi; Tazuo Orihara,**  
both of Osaka, Japan

[73] Assignee: **Sharp Corporation, Osaka, Japan**

[\*\*] Term: **14 Years**

[21] Appl. No.: **49,606**

[22] Filed: **May 13, 1987**

[30] Foreign Application Priority Data

Nov. 14, 1986 [JP] Japan ..... 61-45137  
[52] U.S. Cl. .... D32/2; D7/350  
[58] Field of Search ..... D32/2-3,  
D32/6; 239/244; 134/56 D, 57 D, 57 DL, 58  
DL, 93, 135; 312/257.1, 108, 109, 204, 138.2;  
D7/328; 219/391

[56] References Cited

### U.S. PATENT DOCUMENTS

D. 191,224 8/1961 Fay ..... D32/2  
879,051 2/1908 Jeavons ..... 312/257.1  
3,087,504 4/1961 Geschka ..... 134/93  
3,698,406 10/1972 Sato et al. .... 134/57 D


*Primary Examiner*—A. Hugo Word  
*Assistant Examiner*—Paula Allen  
*Attorney, Agent, or Firm*—Flehr, Hohbach, Test,  
Albritton & Herbert


[57] CLAIM

The ornamental design for a dishwasher, as shown and described.

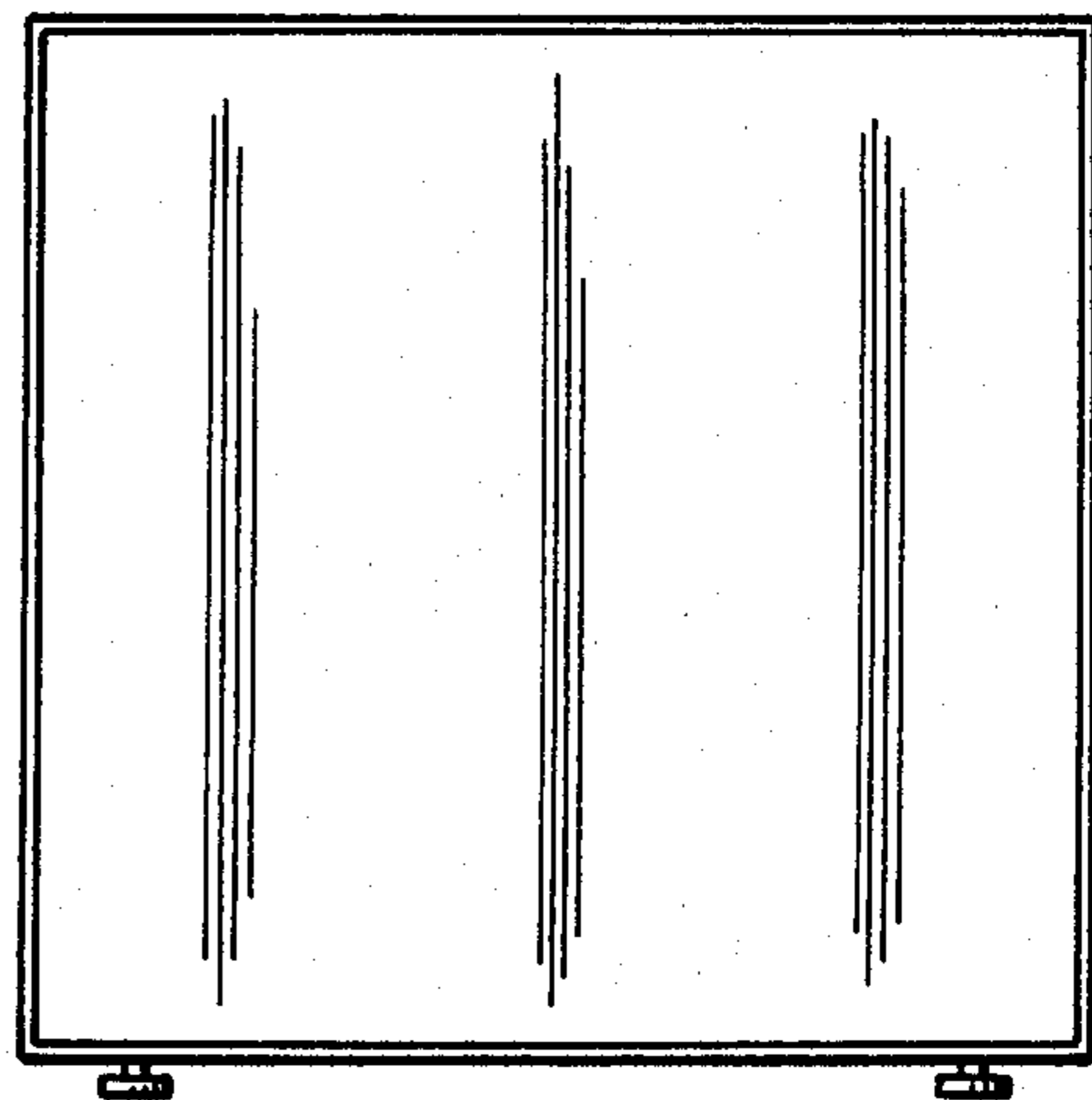
### DESCRIPTION

FIG. 1 is a front elevational view of the dishwasher showing our new design;  
FIG. 2 is a rear elevational view thereof;  
FIG. 3 is a top plan view thereof;  
FIG. 4 is a bottom plan view thereof; and  
FIG. 5 is a right side elevational view thereof, the left side elevational view being a mirror image thereof.

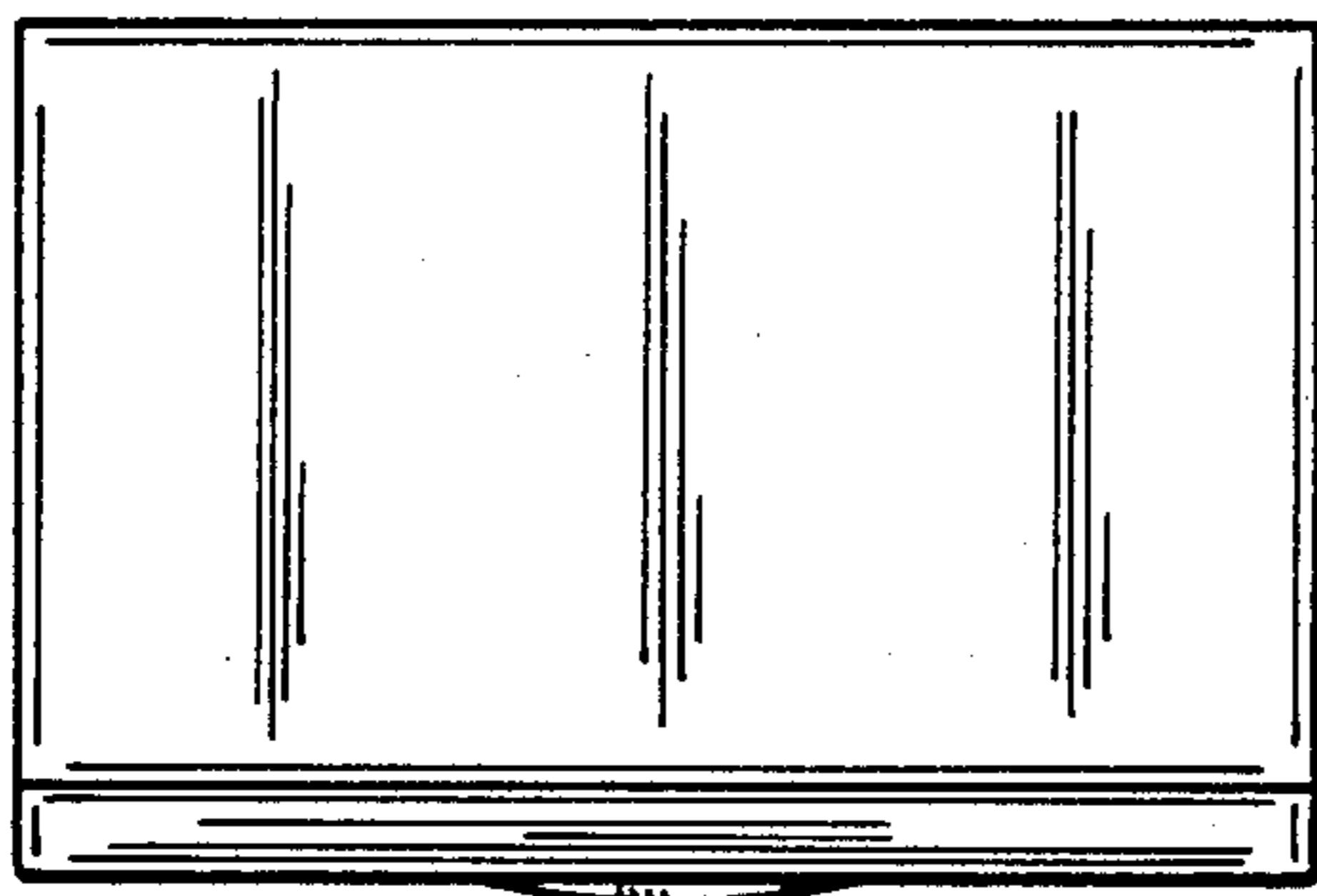




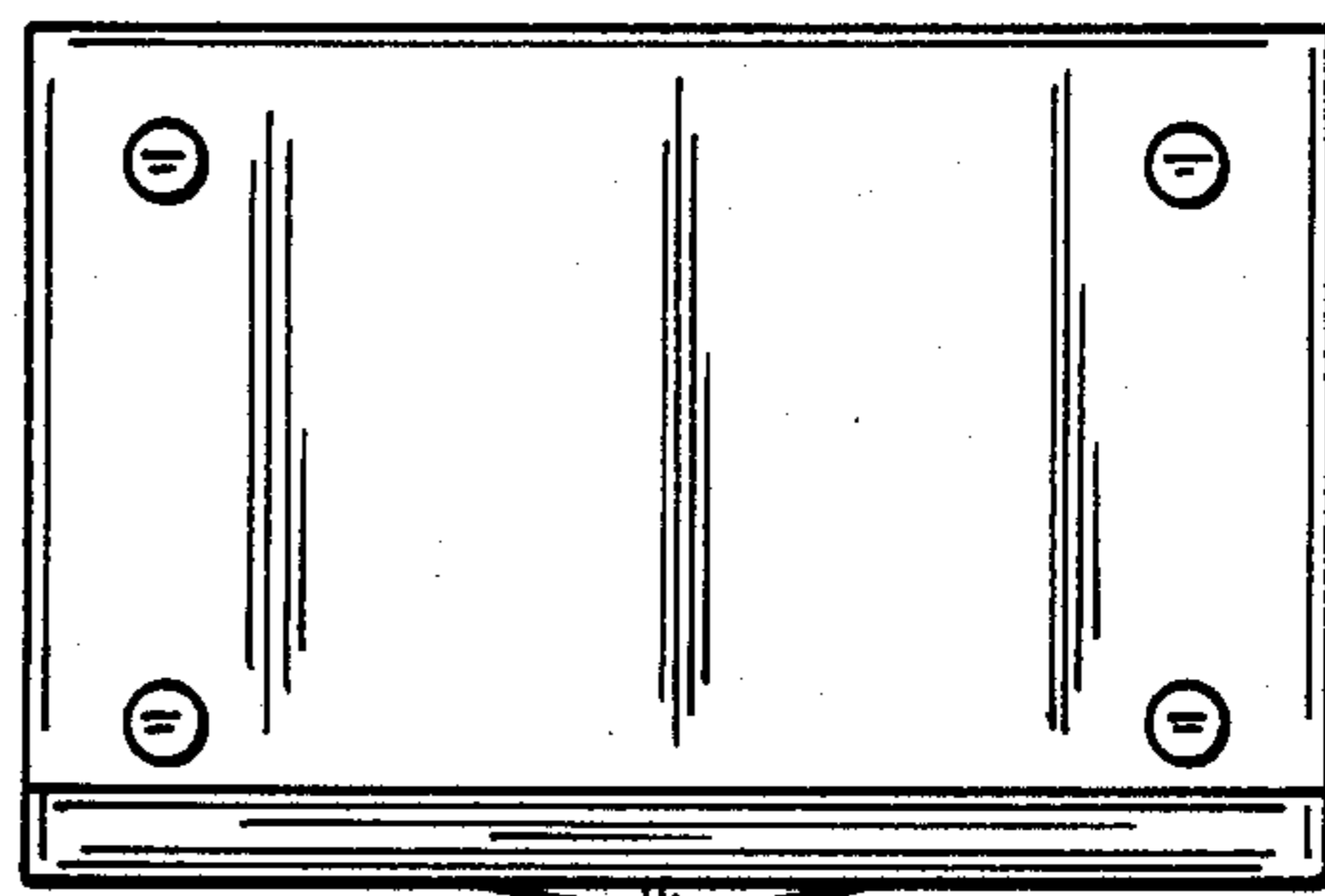
FIG\_1




FIG\_2



FIG\_3



FIG\_4



FIG\_5