

[54] **CANDLE ANCHOR**

[75] **Inventor:** William E. Adams, Portersville, Pa.

[73] **Assignee:** Adams Mfg., Portersville, Pa.

[\*\*] **Term:** 14 Years

[21] **Appl. No.:** 54,280

[22] **Filed:** May 26, 1987

[52] **U.S. Cl.** ..... D26/9

[58] **Field of Search** ..... D26/6-23;  
431/288-297; 362/161, 162, 163, 392, 810;  
D8/388, 391; 248/205.2, 206.2

[56] **References Cited**

**U.S. PATENT DOCUMENTS**

D. 286,612 11/1986 Adams ..... D8/391  
4,468,721 8/1984 Vandrilla ..... 431/289 X

**OTHER PUBLICATIONS**

Copy of Specification and Drawings for U.S. patent application Ser. No. 806,191 filed Nov. 22, 1985.  
Miles Kimball Co. Catalog, 1985, p. 8, Candle Support.

*Primary Examiner*—Susan J. Lucas

*Attorney, Agent, or Firm*—Buchanan Ingersoll; Lynn J. Alstadt

[57] **CLAIM**

The ornamental design for a candle anchor, as shown and described.

**DESCRIPTION**

FIG. 1 is a side elevational view of a candle anchor showing my new design, the opposite side being a mirror image;

FIG. 2 is a front elevational view thereof;

FIG. 3 is a rear elevational view thereof;

FIG. 4 is a top plan view thereof;

FIG. 5 is a bottom plan view thereof;

FIG. 6 is a front perspective view thereof on a reduced scale, the candle being shown in broken lines for illustrative purposes only.

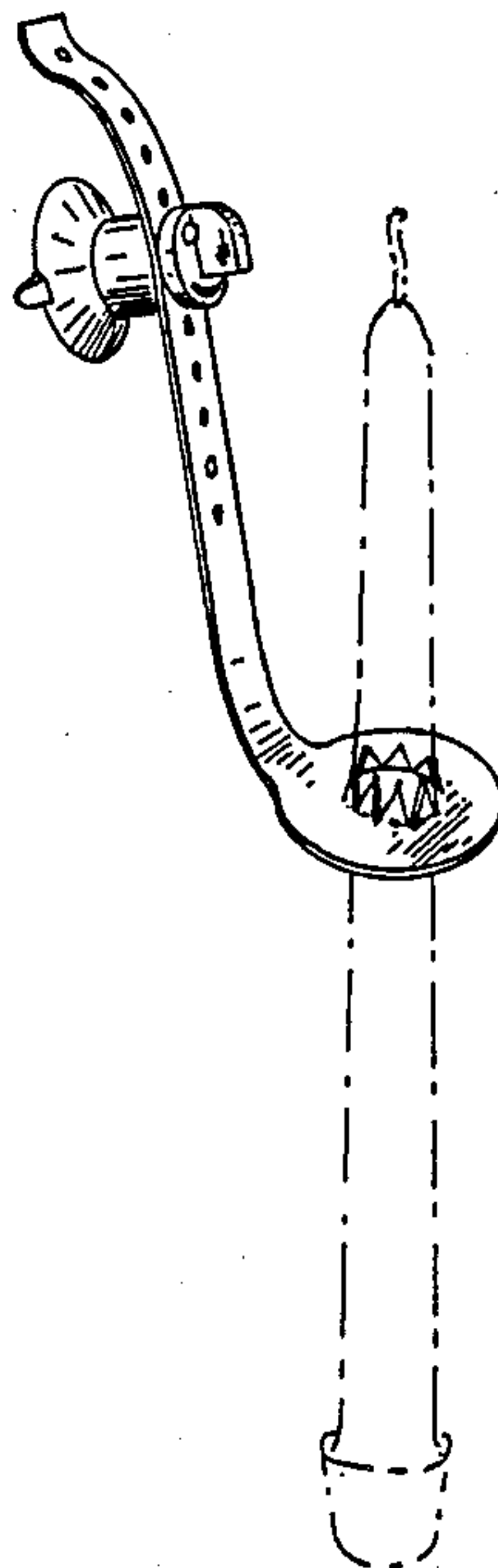


Fig .3.

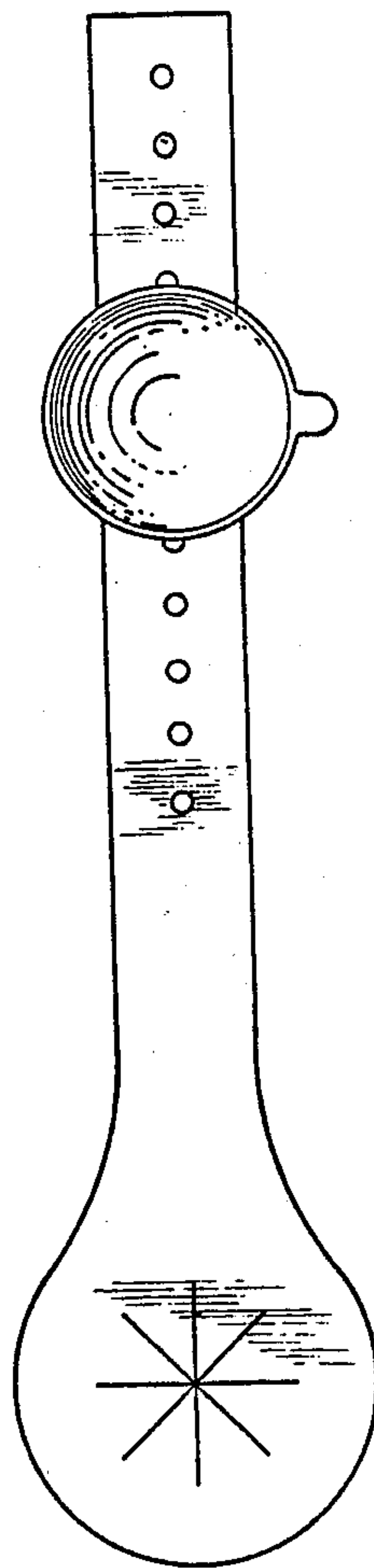


Fig .2.

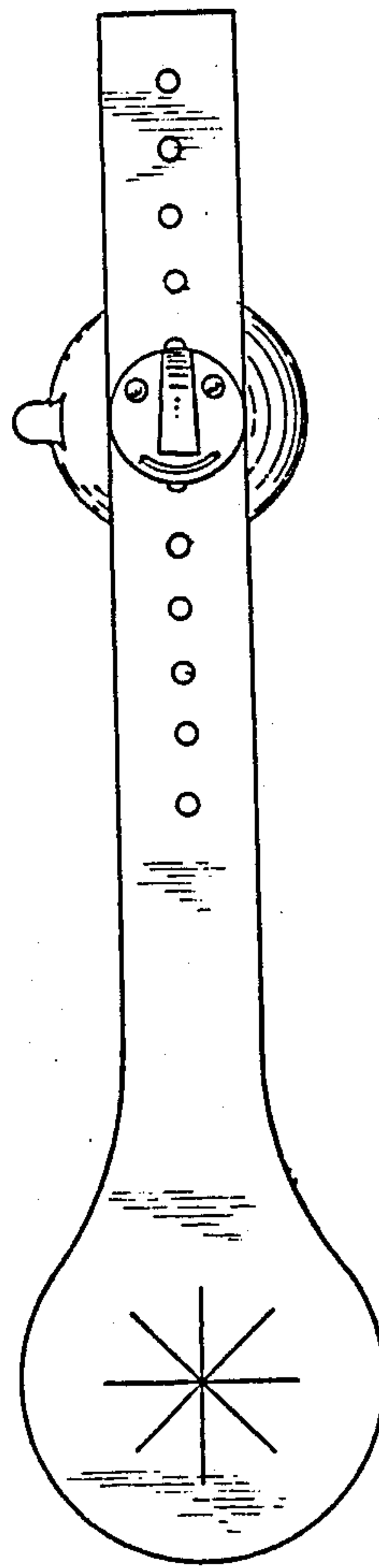


Fig .1.

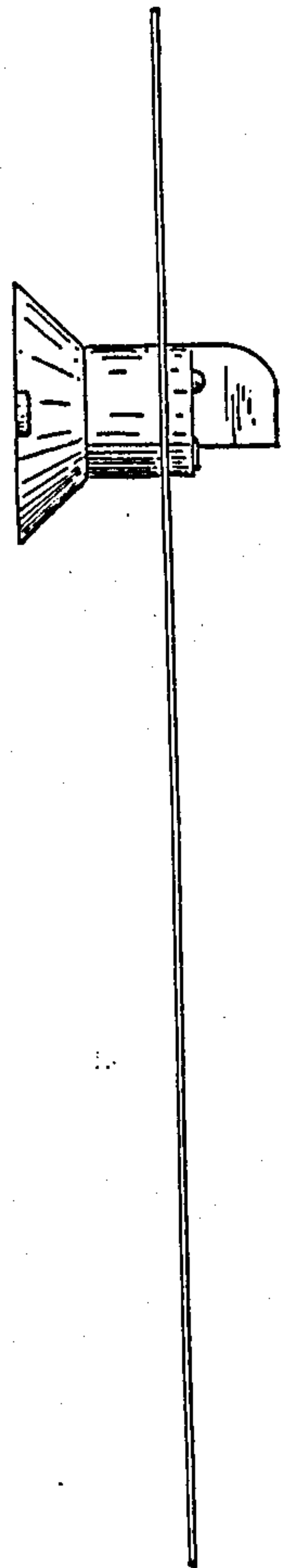


Fig .6.

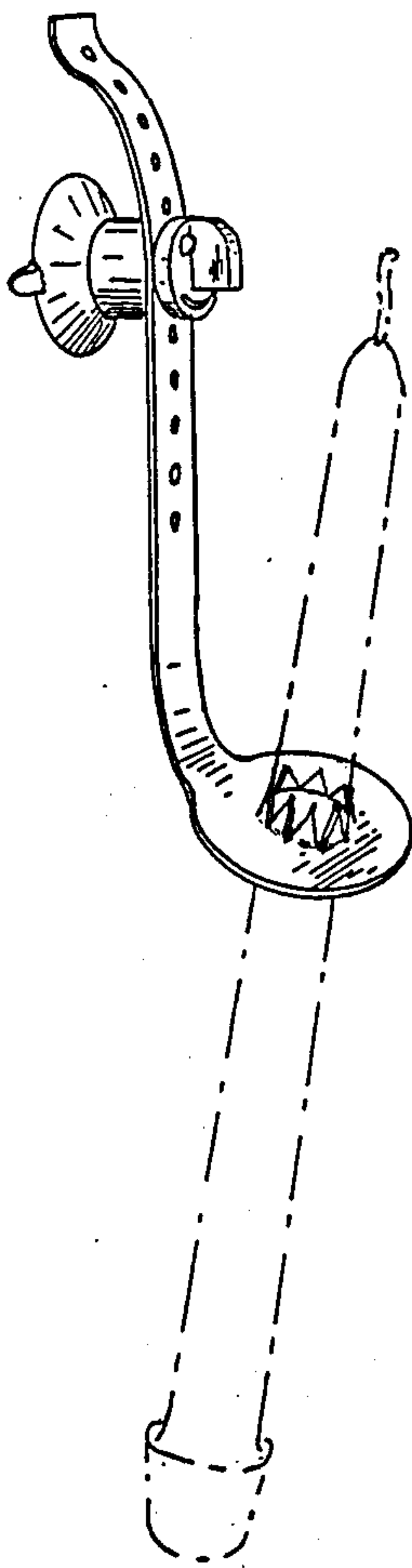


Fig .4.




Fig .5.

