

[54] BATHING ENCLOSURE SHELL

[75] Inventor: Mary J. Reid, Sheboygan, Wis.

[73] Assignee: Kohler Co., Kohler, Wis.

[**] Term: 14 Years

[21] Appl. No.: 2,252

[22] Filed: Jan. 12, 1987

[52] U.S. Cl. D23/275

[58] Field of Search D23/270-283,
D23/303-307; 4/538, 546, 548, 553, 555, 556,
584, 589, 590, 596, 597, 605, 611, 612, 614

[56] References Cited

U.S. PATENT DOCUMENTS

D. 223,607	5/1972	Lax	D23/275
D. 223,608	5/1972	Lax	D23/275
D. 225,995	1/1973	Alexander	D23/275
D. 226,852	5/1973	Korol	D23/275
D. 233,932	12/1974	Seymour	D23/275
D. 238,275	12/1975	Folden	D23/275
D. 238,276	12/1975	Alexander	D23/275
D. 243,849	3/1977	Seymour et al.	D23/275
D. 265,756	8/1982	Ballard	D23/275
D. 277,695	2/1985	Blodee	D23/275
D. 281,448	11/1985	Primucei	D23/275
3,479,778	11/1969	Johnson	D23/275 X
3,827,086	8/1974	Seymour et al.	4/584 X
4,365,368	12/1982	Boggs	4/596
4,553,276	11/1985	Paradis	4/596 X

FOREIGN PATENT DOCUMENTS

51380 5/1983 Canada .

OTHER PUBLICATIONS

Page 7-18 of the 1986 Kohler Co., "K-400 Catalog", admitted prior art.

A page from a Hytec advertisement entitled, "Shower-bath", undated, admitted prior art. Page 11 of a 1984 Aqua Glass brochure entitled, "We Make Bathrooms Beautiful".


Primary Examiner—James R. Largen
Attorney, Agent, or Firm—Quarles & Brady

[57] CLAIM

The ornamental design for a bathing enclosure shell, as shown and described.

DESCRIPTION

FIG. 1 is a right front perspective view of a bathing enclosure shell showing my new design; FIG. 2 is a top plan view thereof; FIG. 3 is a front elevational view thereof; FIG. 4 is a cross sectional view taken on line 4—4 of FIG. 3; FIG. 5 is a cross sectional view taken on line 5—5 of FIG. 3; FIG. 6 is a cross sectional view taken on line 6—6 of FIG. 2; FIG. 7 is a cross sectional view taken on line 7—7 of FIG. 3; FIG. 8 is a cross sectional view taken on line 8—8 of FIG. 3; FIG. 9 is a rear elevational view thereof; FIG. 10 is a bottom plan view thereof; FIG. 11 is a left side elevational view thereof; and FIG. 12 is a right side elevational view thereof; and FIG. 13 is a frontal perspective view of an alternative embodiment of my bathing enclosure shell, taken from the left front corner; the enclosure being the mirror image of that of FIG. 1 along plane 7—7 of FIG. 4. The fragmentary broken line representation of a bathroom wall in FIG. 1 and the broken line showing of openings in FIGS. 4, 6, and 8 are for purposes of illustration only and form no part of the claimed design.






FIG. 1

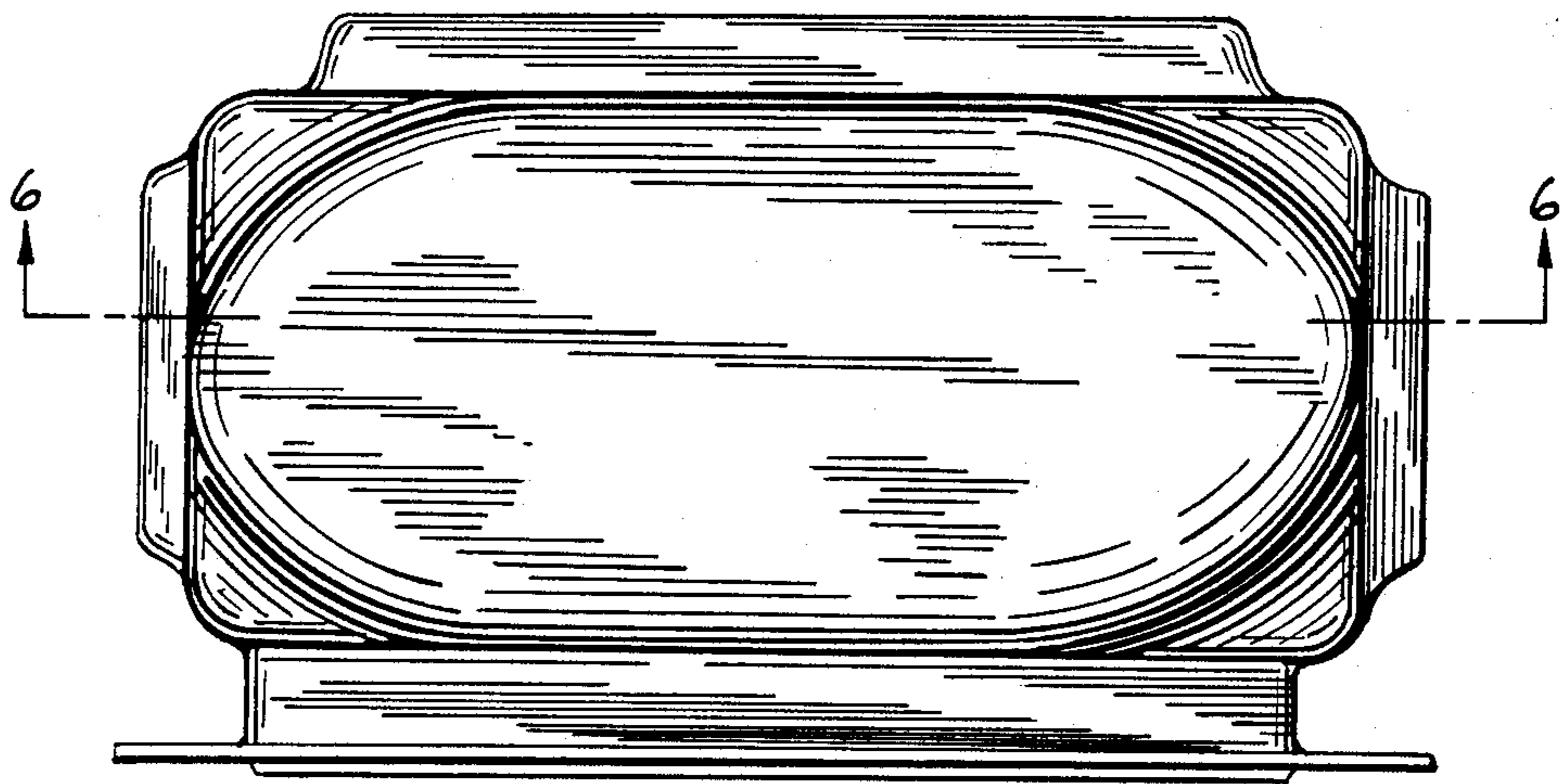


FIG. 2

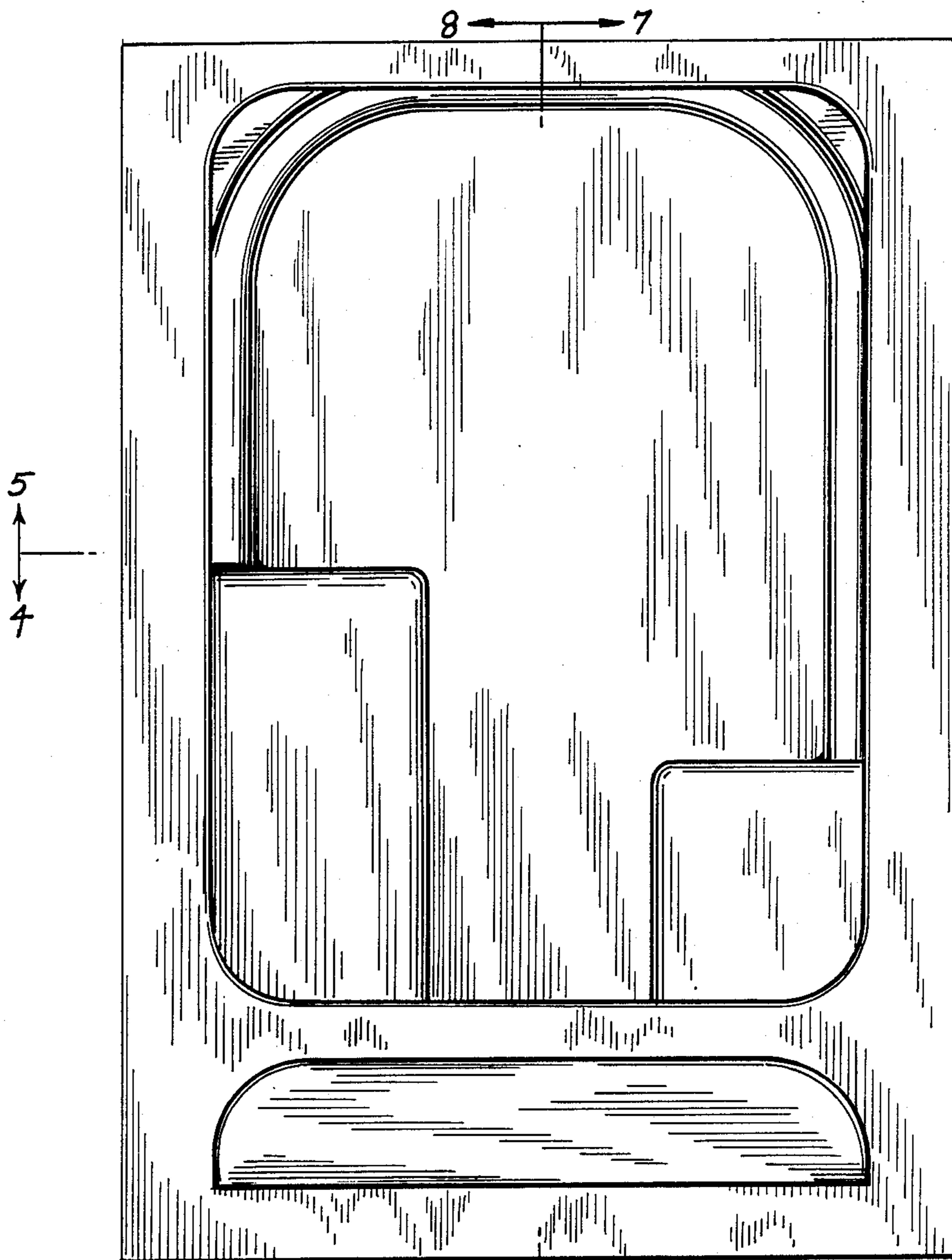


FIG. 3

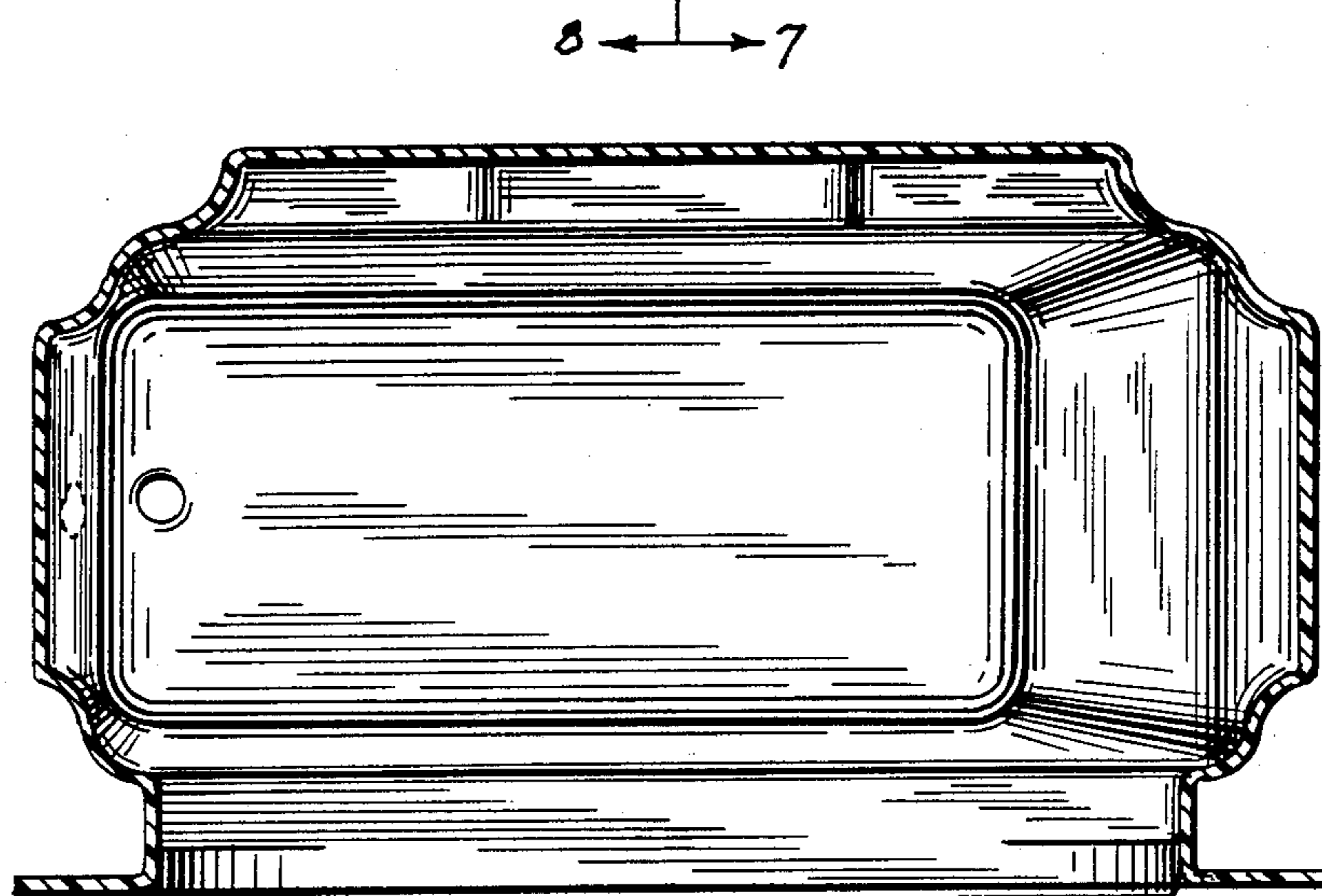


FIG. 4

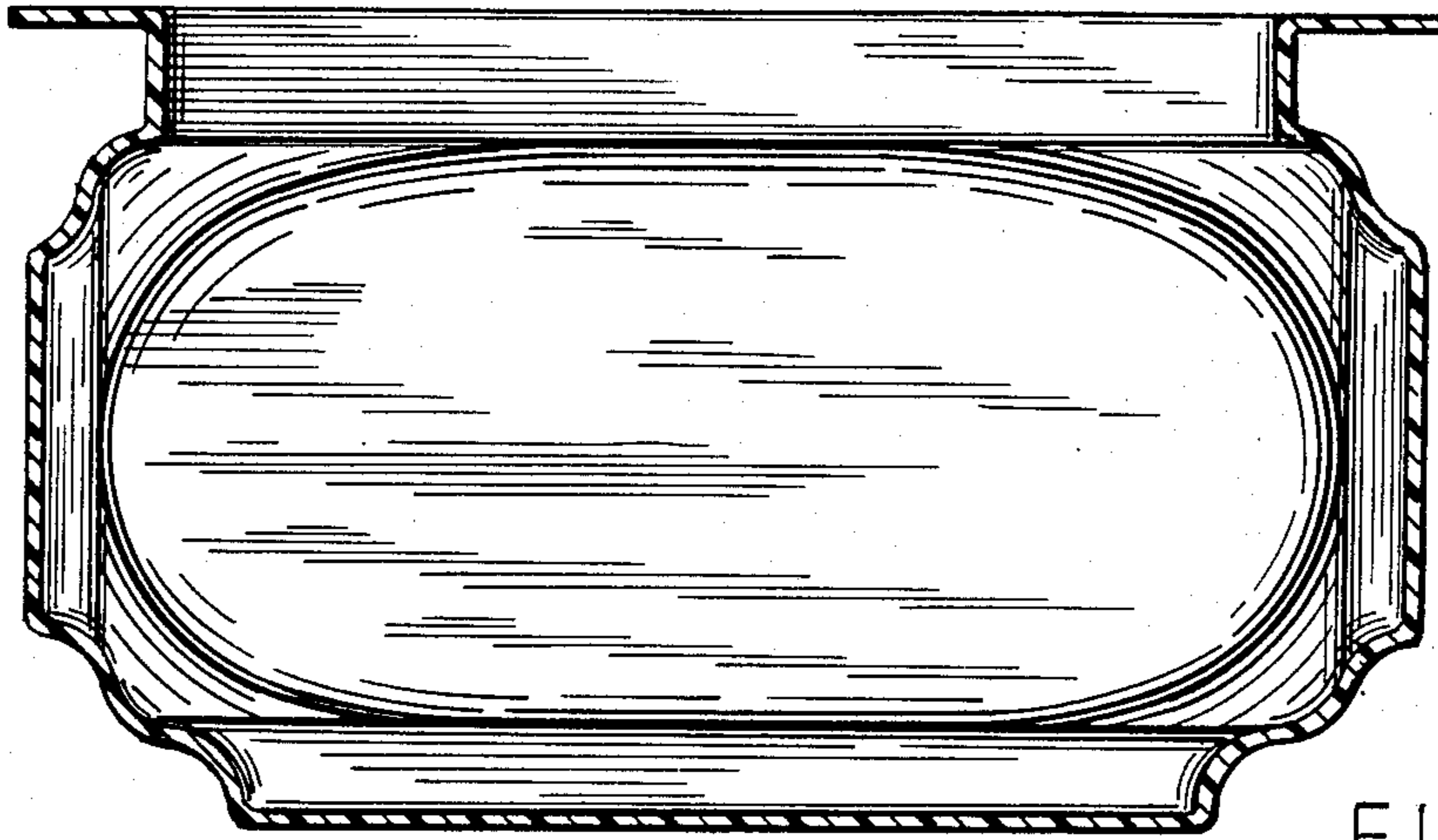


FIG. 5.

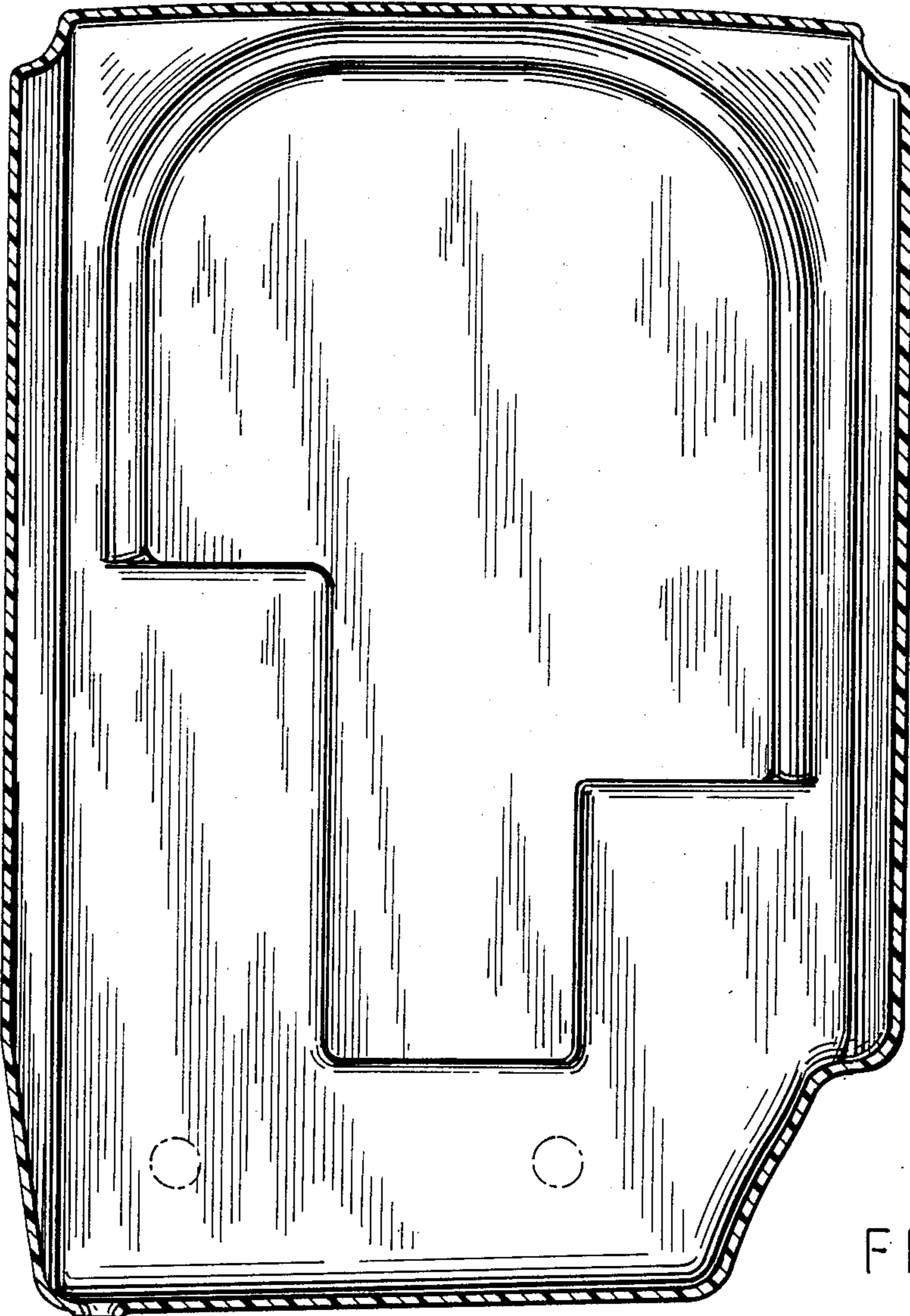


FIG. 6




FIG. 7




FIG. 8




FIG. 9

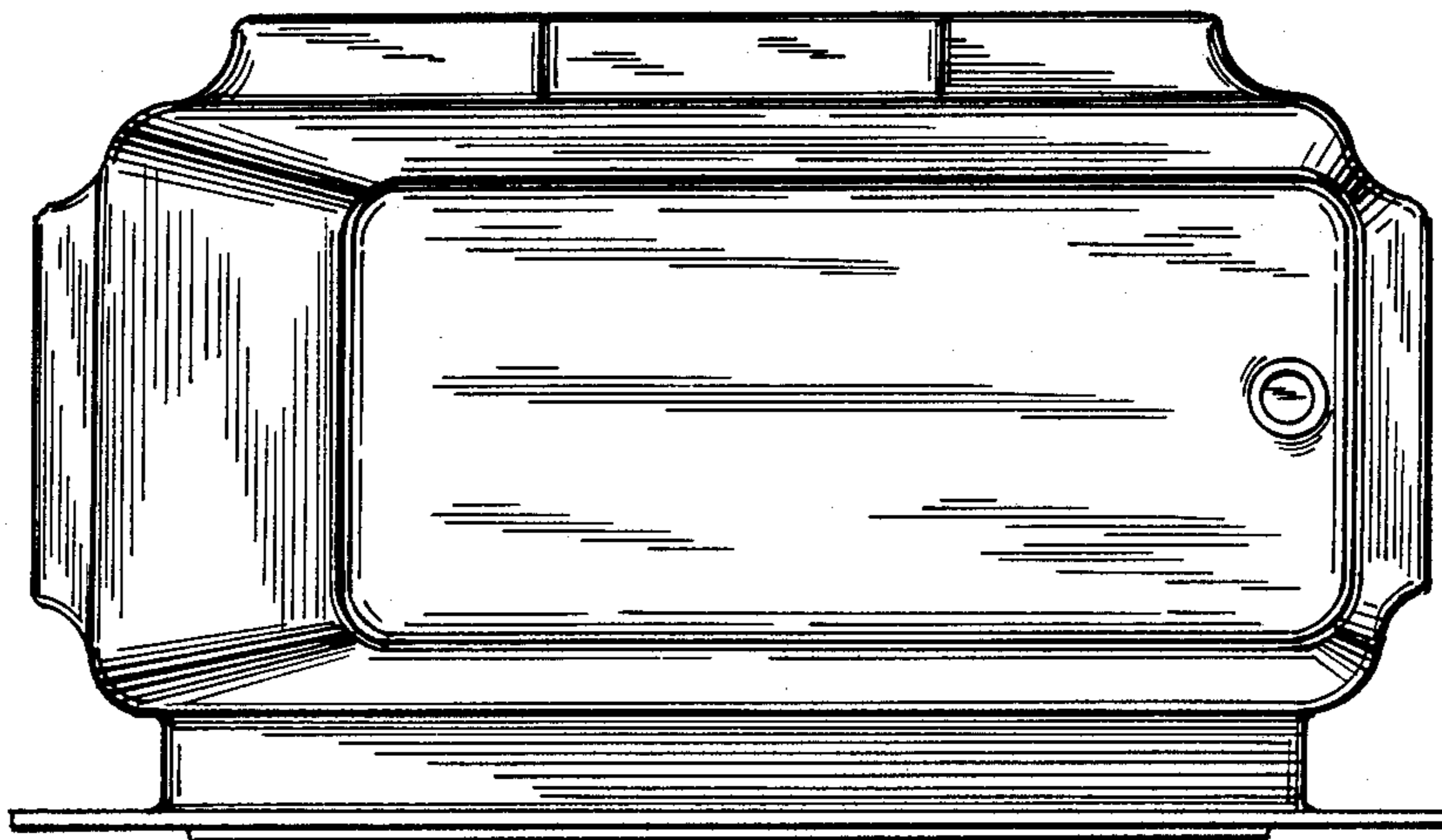


FIG. 10




FIG. 11




FIG. 12