

[54] TWIN-NIBBED MARKING PEN

[75] Inventor: Katsuhiko Yazaki, Urawa, Japan

[73] Assignee: Mitsubishi Pencil Co., Ltd., Tokyo, Japan

[*] Notice: The portion of the term of this patent subsequent to Mar. 27, 2004 has been disclaimed.

[**] Term: 14 Years

[21] Appl. No.: 134,522

[22] Filed: Dec. 18, 1987

[30] Foreign Application Priority Data

Jun. 19, 1987 [JP] Japan 62-25010

[52] U.S. Cl. D19/48; D19/36; D19/43; D19/51

[58] Field of Search D19/35, 36, 41-51, D19/54-58; 401/17, 18, 34, 202, 243-247, 195

[56] References Cited

U.S. PATENT DOCUMENTS

- D. 279,992 8/1985 Gribb D19/36 X
- D. 295,537 5/1988 Davidson et al D19/43
- D. 295,878 5/1988 Lovell D19/43
- D. 300,640 4/1989 Colletta et al. D19/41 X
- 1,495,890 5/1924 Day 401/17

- 3,684,389 8/1972 Eron et al. 401/34 X
- 3,765,780 10/1973 Guu et al. 401/17
- 4,509,875 4/1985 Shintani 401/34
- 4,557,618 12/1985 Iwata et al. 431/18

OTHER PUBLICATIONS

Visual Systems Co. Inc., Catalog ©1985 See p. 125 top left, Berol double ended marker, Desk copy.

Primary Examiner—Nelson C. Holtje
Assistant Examiner—Martha Thompson

[57] CLAIM

The ornamental design for a twin-nibbed marking pen, as shown and described.

DESCRIPTION

FIG. 1 is a perspective view of a twin-nibbed marking pen showing my new design;
 FIG. 2 is a rear elevational view;
 FIG. 3 is a front elevational view;
 FIG. 4 is a right side elevational view, the left side being a mirror image thereof;
 FIG. 5 is a top plan view;
 FIG. 6 is a bottom plan view thereof;
 FIG. 7 is a perspective view of my design with the cap members removed for convenience of illustration;
 FIG. 8 is a front elevational view of FIG. 7;
 FIG. 9 is a top plan view of FIG. 7; and
 FIG. 10 is a bottom plan view of FIG. 7.




FIG. 1




FIG. 2




FIG. 3




FIG. 4




FIG. 5

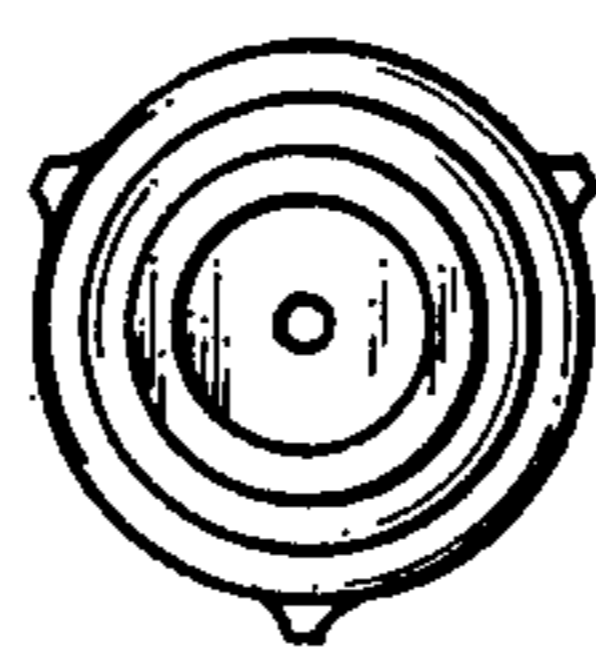


FIG. 6

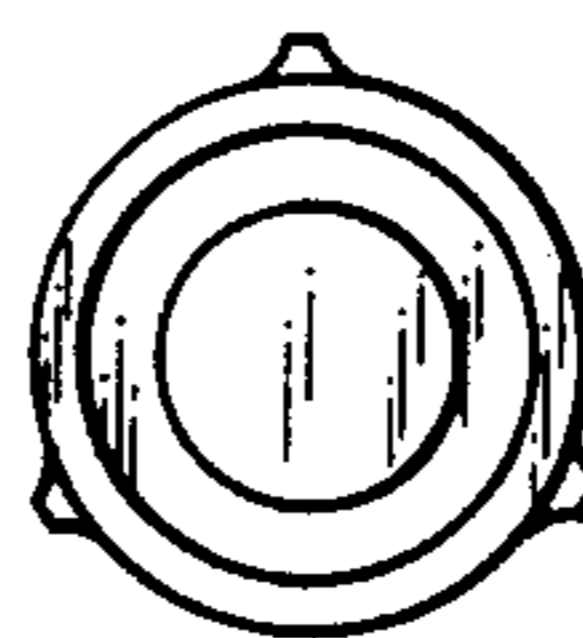


FIG. 7

FIG. 8

FIG. 9

FIG. 10

