

United States Patent [19]

Rossopoulos

[11] Patent Number: **Des. 313,612**

[45] Date of Patent: **** Jan. 8, 1991**

[54] **RIBBON CASSETTE FOR AN IMPRINTER OR THE LIKE**

[75] Inventor: **Stephane Rossopoulos, Yverdon, Switzerland**

[73] Assignee: **Hermes Precisa International S.A., Yverdon-les-Bains, Switzerland**

[**] Term: **14 Years**

[21] Appl. No.: **934,929**

[22] Filed: **Nov. 25, 1986**

[30] **Foreign Application Priority Data**

May 26, 1986 [IB] Int'l Pat. Institute DM/006 966

[52] U.S. Cl. **D18/12**

[58] Field of Search **D18/12, 22, 23; 400/196, 196.1, 208**

[56] **References Cited**

U.S. PATENT DOCUMENTS

D. 245,116 7/1977 Trezise D18/12

D. 276,353 11/1984 Shore D18/12

D. 281,330 11/1985 Kando D18/12

3,854,565 12/1974 Kupferschmidt et al. 400/208

3,935,939 2/1976 Schmidt et al. 400/208

4,147,439 4/1979 Colecchi 400/208

4,301,957 11/1981 Shore 400/196.1 X

Primary Examiner—James R. Lergen
Attorney, Agent, or Firm—Gifford, Groh, Sprinkle,
Patmore and Anderson

[57] **CLAIM**

The ornamental design for a ribbon cassette for an imprinter or the like, as shown.

DESCRIPTION

FIG. 1 is a top plan view of a ribbon cassette for an imprinter or the like showing my new design; FIG. 2 is a front elevational view thereof; FIG. 3 is a rear elevational view thereof; FIG. 4 is a right side elevational view thereof; FIG. 5 is a left side elevational view thereof; and FIG. 6 is a bottom plan view thereof.

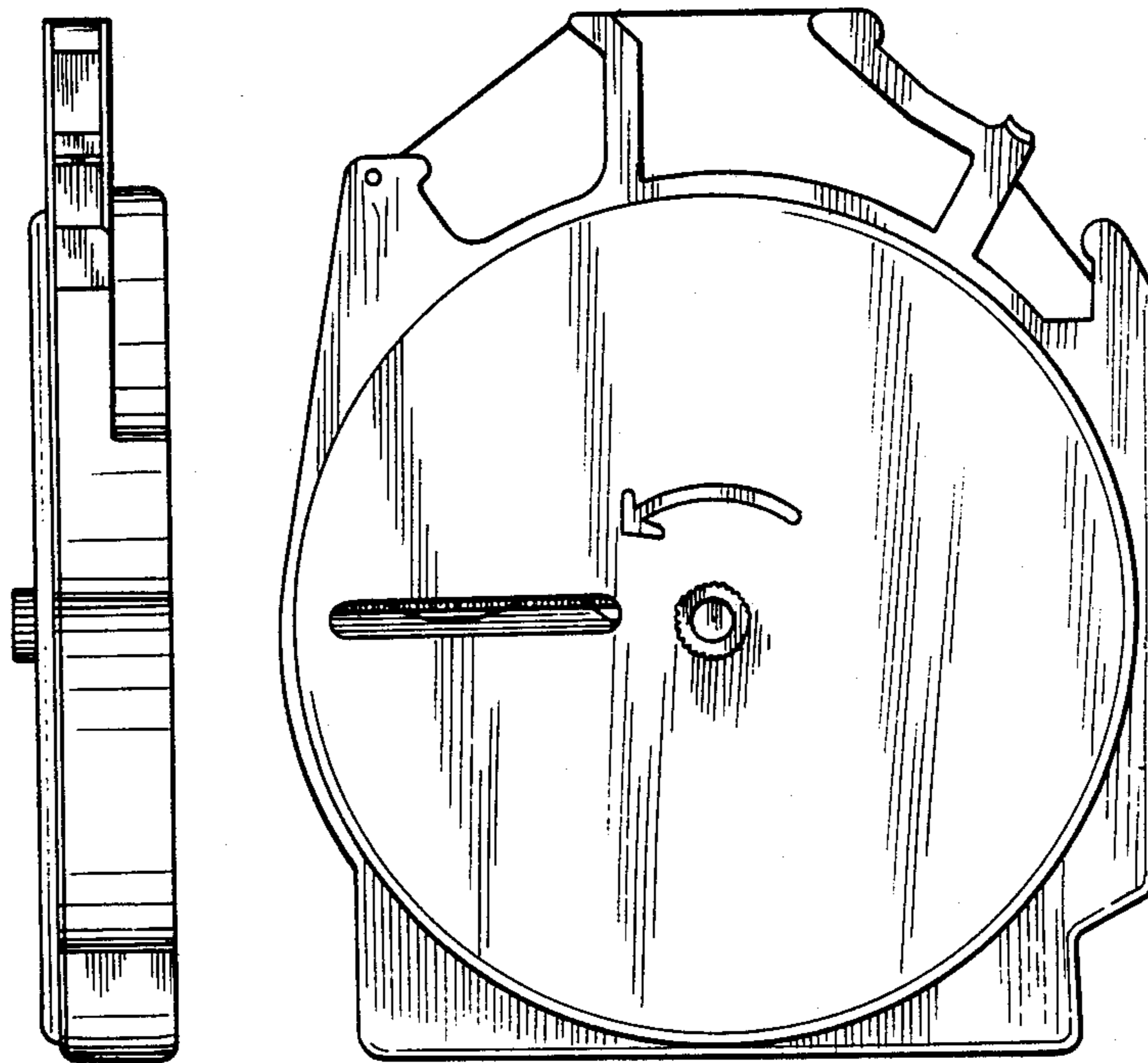


Fig-1

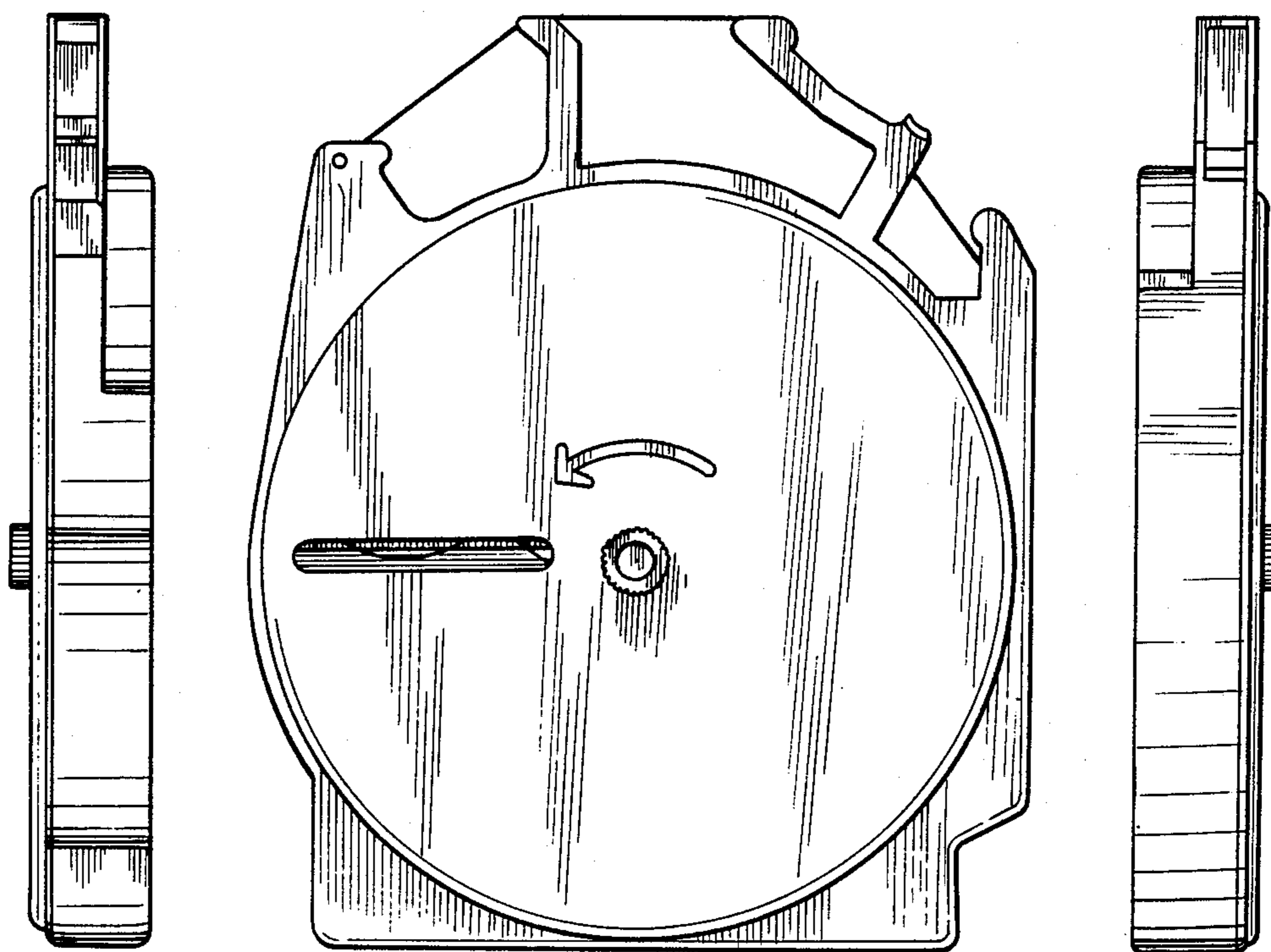


Fig-4

Fig-5

Fig-3

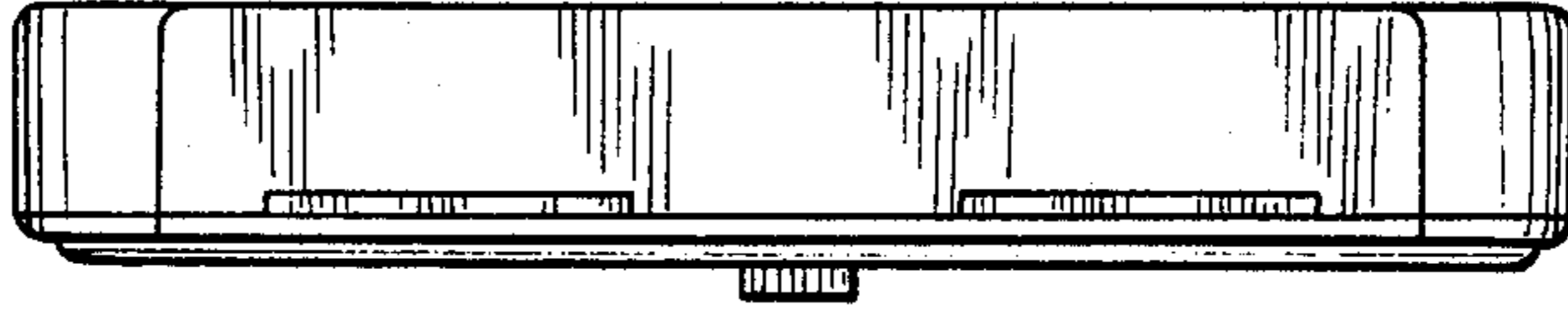


Fig-6

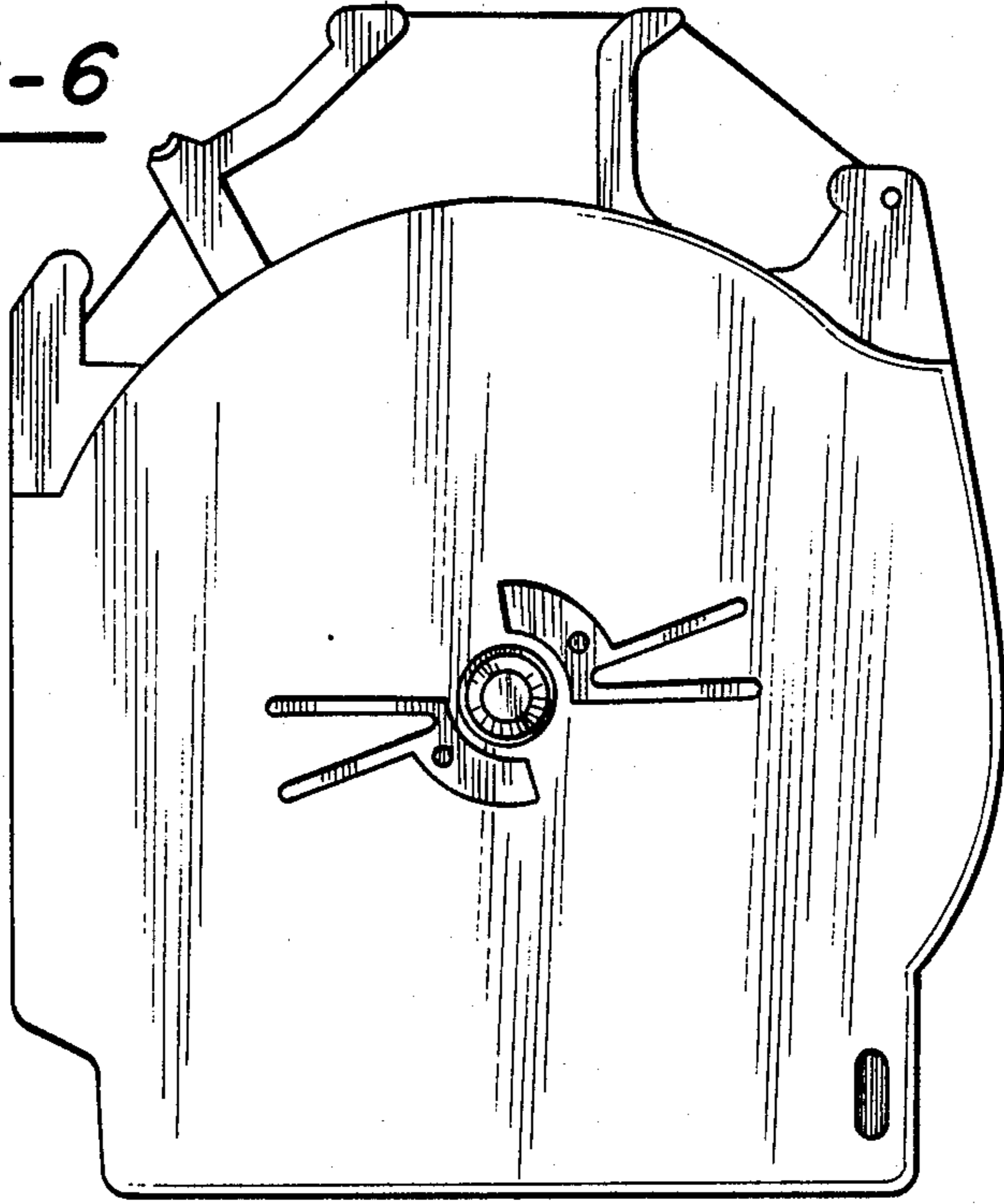


Fig-2