

[54] FORTY-BUTTON AUXILIARY TELEPHONE MODULE WITH SINGLE SCREEN

[75] Inventor: Edward W. Weber, Norwalk, Conn.

[73] Assignee: Contel IPC, Inc., Stamford, Conn.

[\*\*] Term: 14 Years

[21] Appl. No.: 210,644

[22] Filed: Jun. 23, 1988

[52] U.S. Cl. .... D14/241; D14/240

[58] Field of Search ..... D14/100, 240, 247, 241, D14/257; 340/711; 379/440, 267, 164, 165, 368, 364, 436, 437, 419, 420

[56] References Cited

U.S. PATENT DOCUMENTS

Re. 31,144	2/1983	Feil	179/99 LS
D. 251,296	3/1979	Haas	D14/58
D. 260,883	9/1981	Husfed	D14/115
D. 273,109	3/1984	Breger	D14/113 X
D. 280,406	9/1985	Walker	D14/100
D. 288,563	3/1987	Story et al.	D14/61
D. 289,643	5/1987	Genaro et al.	D14/60
D. 290,354	6/1987	Ryan	D14/60
D. 290,707	7/1987	Allan et al.	D14/115
D. 293,440	12/1987	Britz	D14/60

D. 299,029	12/1988	Williams	D14/100
D. 300,140	3/1989	Cain et al.	D14/115
D. 304,338	10/1989	Lermon	D14/240
D. 305,909	2/1990	Feger et al.	D14/113

Primary Examiner—Horace B. Fay, Jr.  
Attorney, Agent, or Firm—Morgan & Finnegan

[57] CLAIM

The ornamental design for a forty-button auxiliary telephone module with single screen, substantially as shown and described.

DESCRIPTION

FIG. 1 is a top front and left side perspective view of a forty-button auxiliary telephone module with single screen, showing my new design;  
 FIG. 2 is a top view thereof;  
 FIG. 3 is a bottom view thereof;  
 FIG. 4 is a front view thereof, the rear view being substantially a mirror image;  
 FIG. 5 is a side view thereof, the opposite side being substantially a mirror image of the side shown.  
 The broken line showing of a display screen area in the keyboard faceplate of the module in FIGS. 1 and 2, and in the support facility for the module in FIG. 1 is for illustrative purposes only and forms no part of the claimed design.

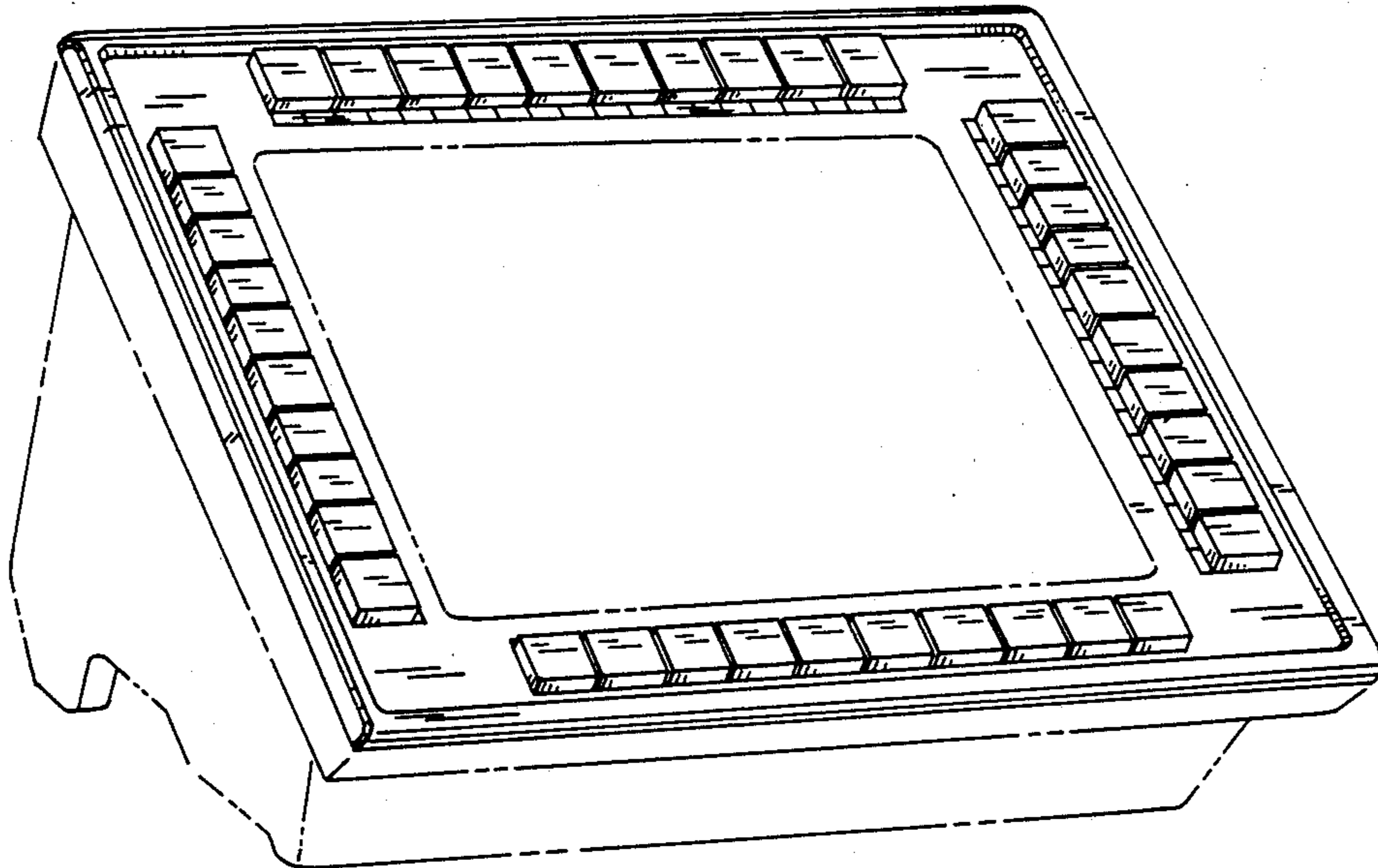


FIG. 1

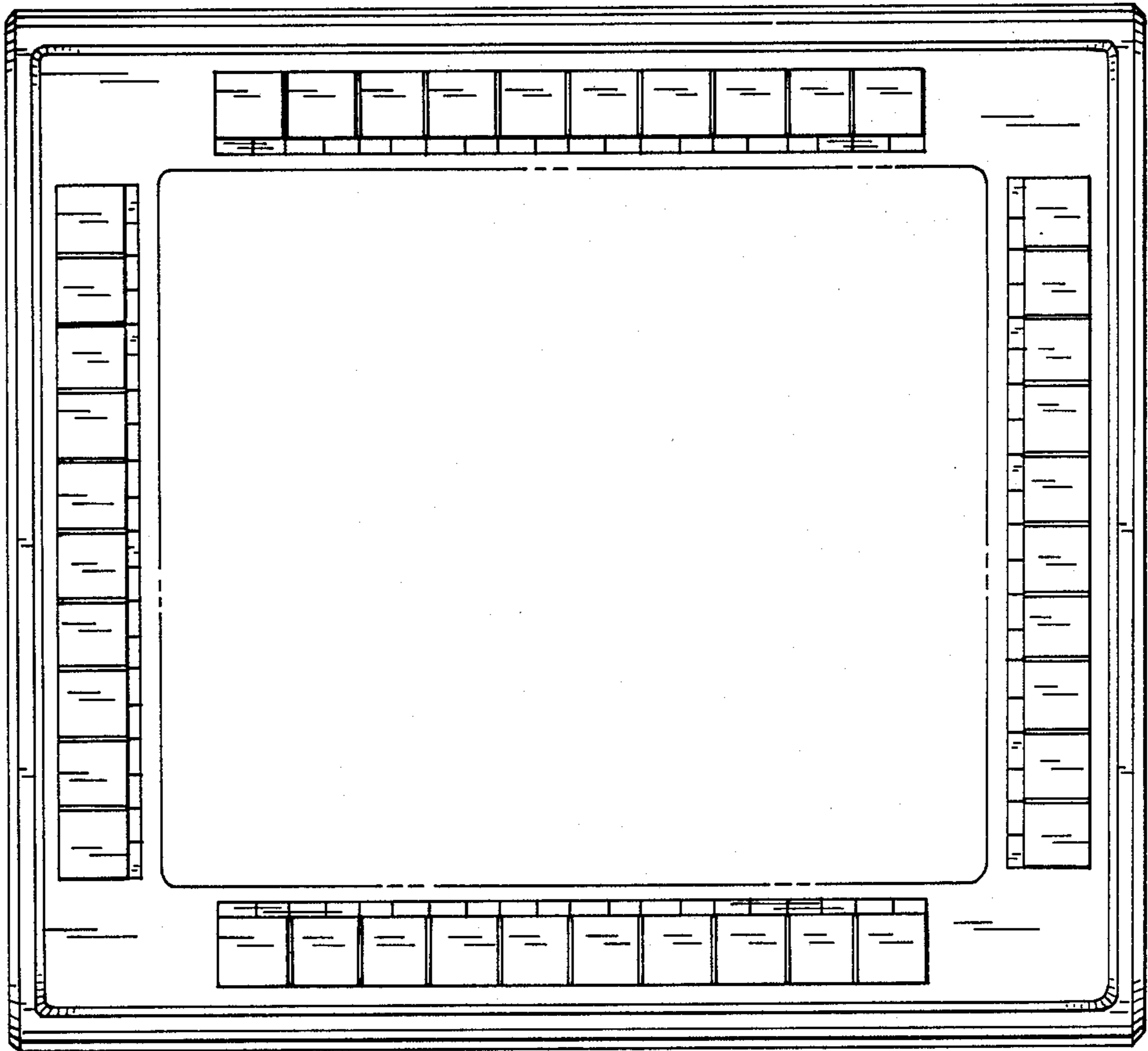
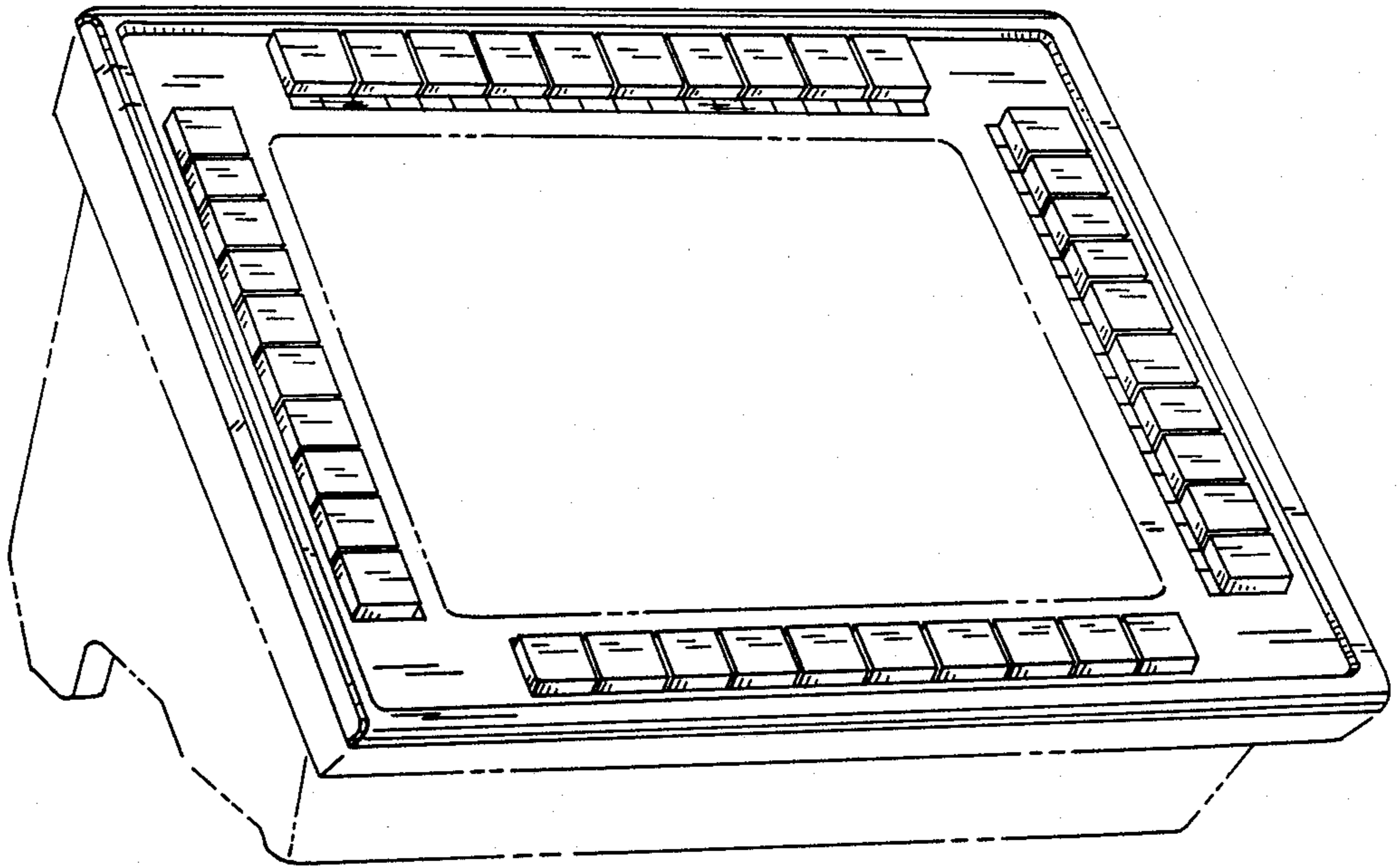


FIG. 2




FIG. 3




FIG. 4



FIG. 5