

[54] **PNEUMATICALLY DRIVEN BOAT**

[76] **Inventor: Robert L. Linebaugh, 707 Cape Haze Way, Naples, Fla. 33942**

[\*\*] **Term: 14 Years**

[21] **Appl. No.: 202,430**

[22] **Filed: Jun. 6, 1988**

[52] **U.S. Cl. .... D12/305; D12/314**

[58] **Field of Search ..... D12/300, 305, 309, 314, D12/5; 114/270; 440/37**

[56] **References Cited**

**U.S. PATENT DOCUMENTS**

D. 192,949	5/1962	deMontfort .	
1,410,874	3/1922	Bell et al. .	
2,367,323	1/1945	Apel .	
2,373,019	4/1945	Dix .	
3,111,691	11/1963	Luger .	
3,500,784	3/1970	Reynolds .....	440/37
3,538,877	11/1970	Moore .....	114/61
3,611,458	10/1971	Gonzalez .	
3,967,571	7/1976	Mut .....	114/66.5
4,015,555	4/1977	Tinkham .....	440/37

4,067,286	1/1978	Stout et al. ....	114/283
4,230,198	10/1980	Eickmann .....	180/7
4,365,578	12/1982	Schellhaas .....	114/272
4,421,489	12/1983	Van Veldhuizen .....	440/37
4,458,622	7/1984	Anderson .....	114/284
4,666,012	5/1987	Howell et al. ....	D12/305

**FOREIGN PATENT DOCUMENTS**

279353	8/1970	U.S.S.R. ....	440/37
--------	--------	---------------	--------

*Primary Examiner—Kay H. Chin*

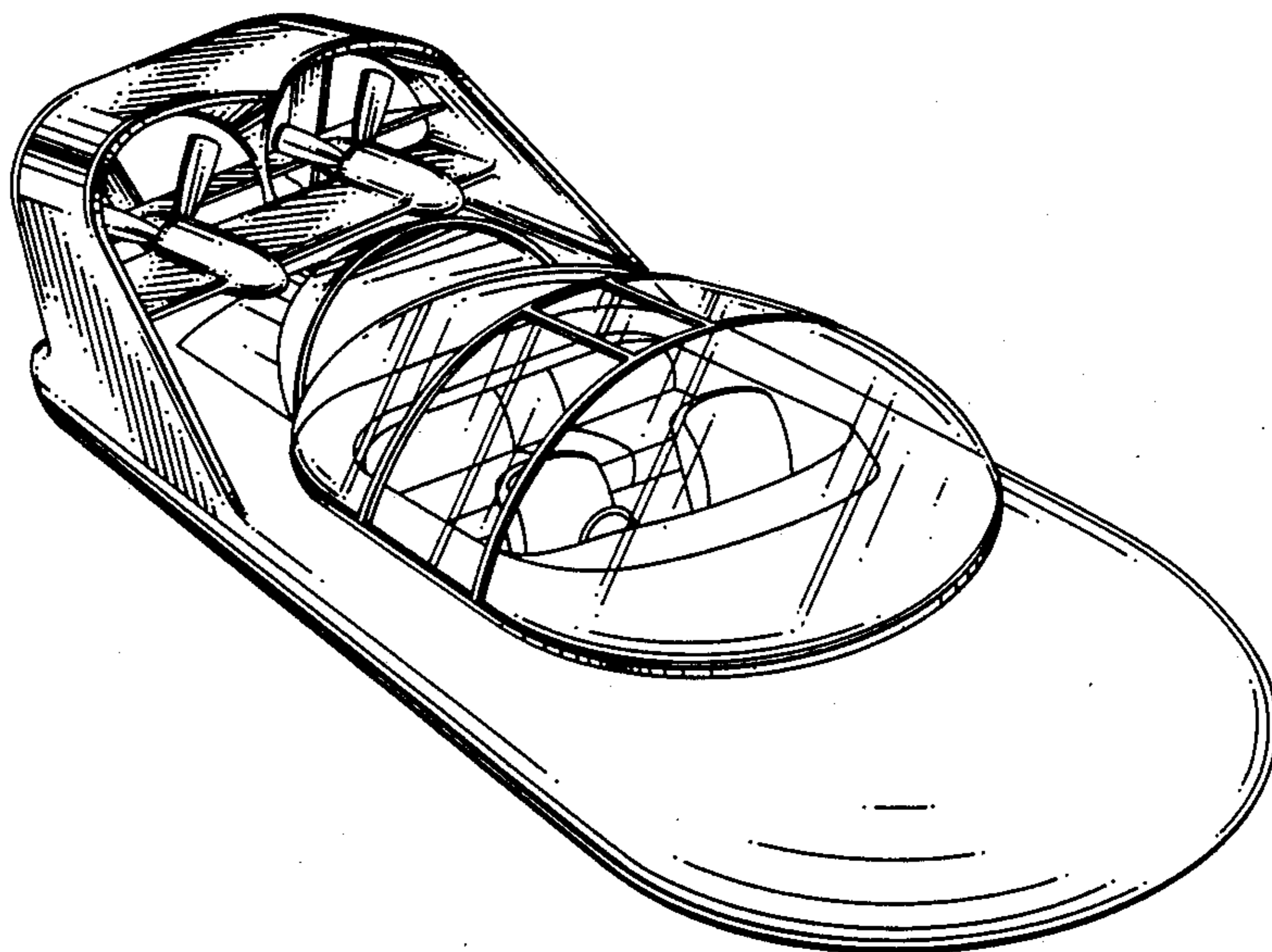
*Attorney, Agent, or Firm—Merrill N. Johnson*

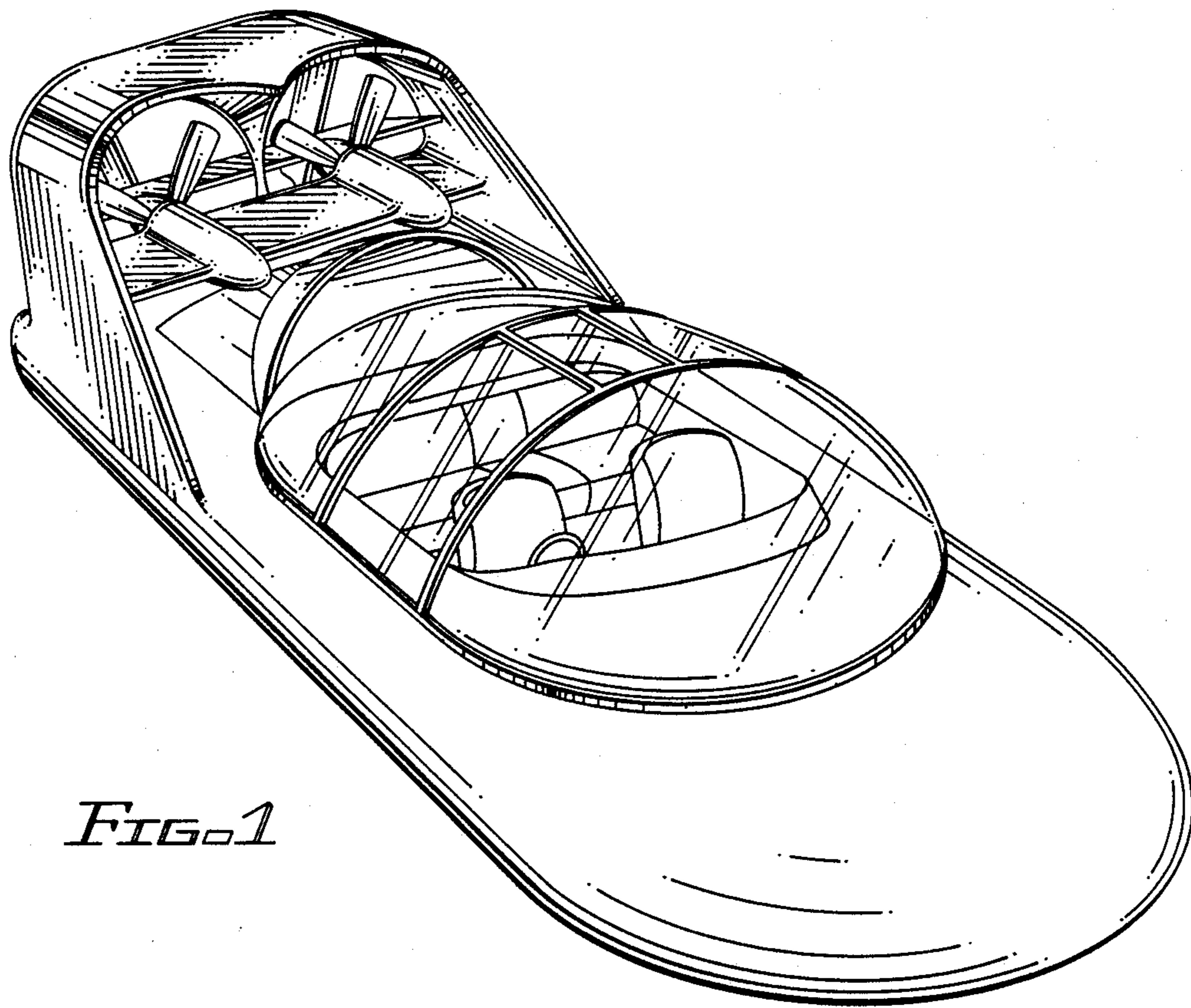
[57] **CLAIM**

The ornamental design for a pneumatically driven boat, as shown and described.

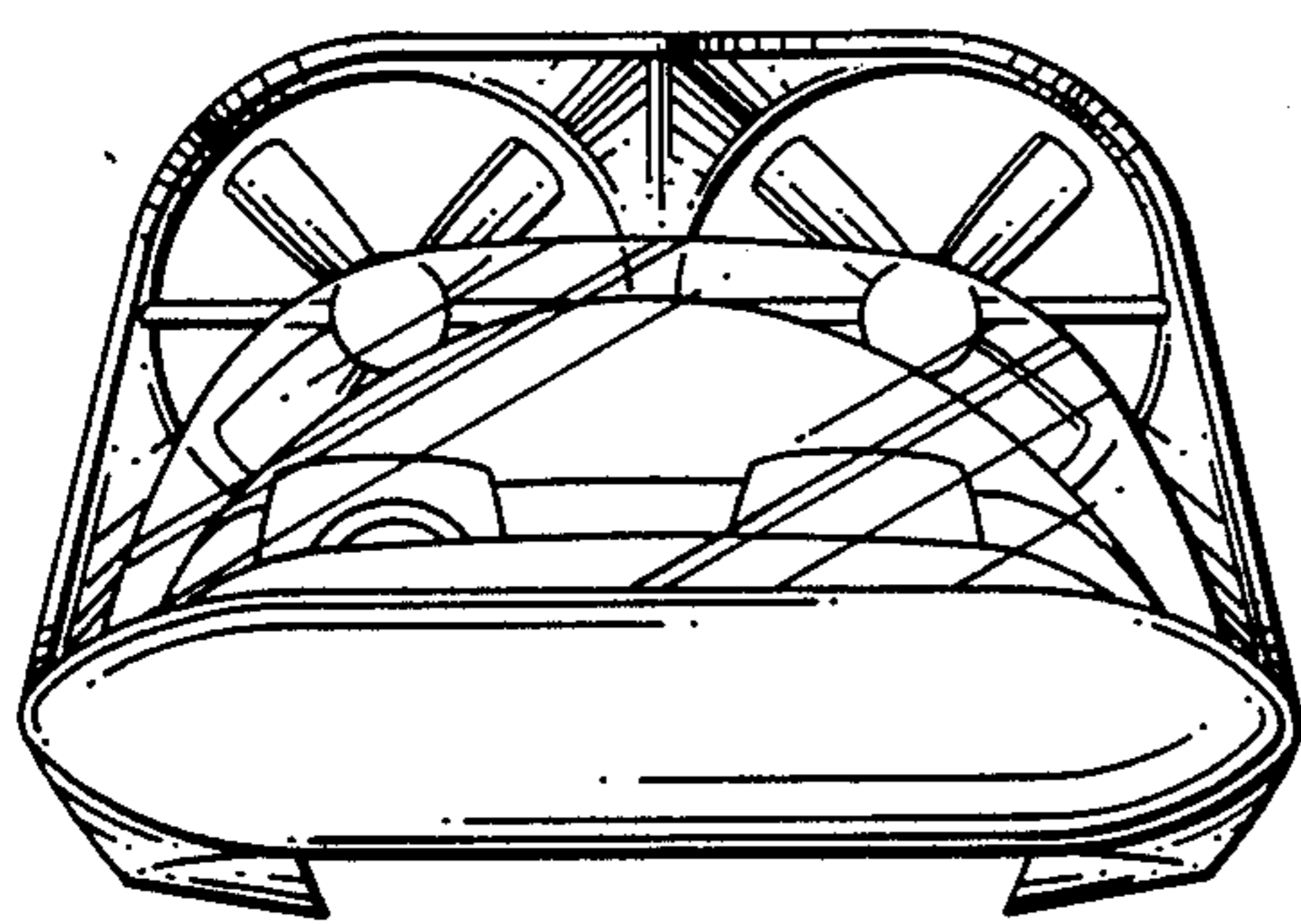
**DESCRIPTION**

FIG. 1 is a right, front and top perspective view of a pneumatically driven boat showing my new design; FIG. 2 is a front elevational view thereof; FIG. 3 is a rear elevational view thereof; FIG. 4 is a top plan view thereof; FIG. 5 is a left side elevational view thereof; and FIG. 6 is a bottom plan view thereof.






*FIG. 1*



*FIG. 2*



*FIG. 3*



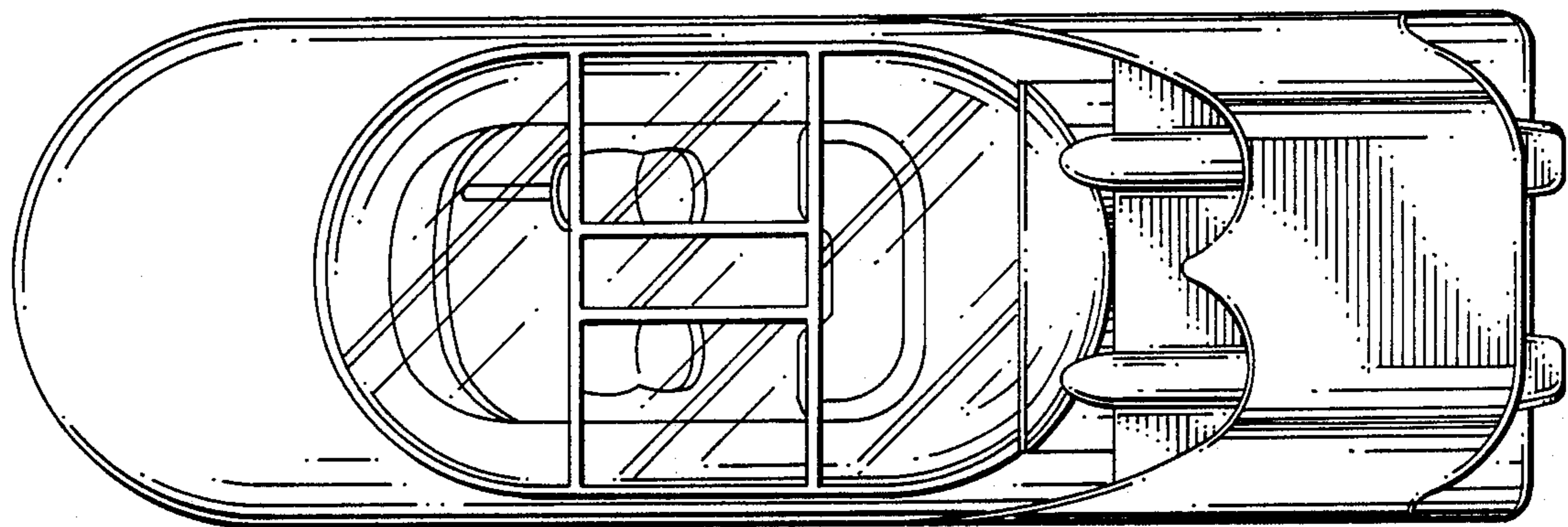


FIG. 4




FIG. 5

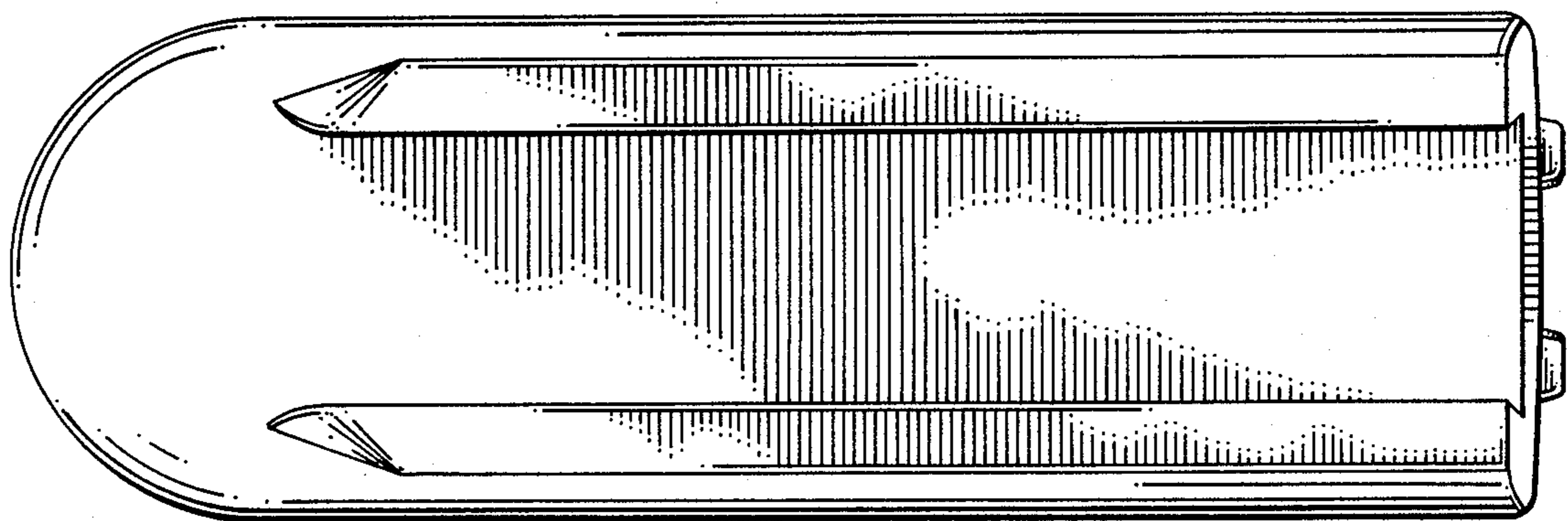


FIG. 6